

TIMETABLE 8

11 DECEMBER 2011 TO 14 SEPTEMBER 2012

Leicester - Nottingham - Cleethorpes



GET ON BOARD.
EAST MIDLANDS TRAINS

Cleethorpes - Lincoln - Nottingham - Leicester

Sunday


Service operated by	EM	EM	EM	EM	EM	EM	EM	EM	EM	EM	EM	EM	EM	EM	EM			
			A	B	A	A				A			A	B				
From																		
Cleethorpes			1356							1818			2015					
Grimsby Town			1403							1825			2022					
Habrough			1413							1835			2033					
Barnetby			1422							1844			2042					
Market Rasen			1437							1859			2057					
Lincoln Central	a		1456							1918			2115					
	d	1105	1300	1500	1500	1545	1708	1725	1805	1903	1922	2005	2100	2126	2126	2210		
Hykeham			1508	1508		1716			1813	1911		2013	2108	2134	2134	2218		
Swinderby			1514	1514		1722			1819	1917		2019	2114	2140	2140	2224		
Collingham	1120	1315	1518	1518		1726			1823	1922		2023	2118	2145	2145	2228		
Newark North Gate	1130	1325	1532	1532	1609		1749			1946		2047	2131	2155	2155			
London Kings Cross	a	1334	1533	1733	1733	1845		1922		2144		2047	2321	2353	2353			
Newark Castle			1542	1542		1736			1834	1933		2035	2140			2239		
Rolleston									1840							2245		
Fiskerton									1842							2247		
Bleasby									1846							2250		
Thurgarton									1849							2253		
Lowdham			1555	1555		1749			1853	1945		2047	2153			2258		
Burton Joyce									1857							2302		
Carlton									1901							2305		
Nottingham			1611	1611		1806			1911	2003		2103	2209			2317		
Beeston																		
Attenborough																		
East Midlands Parkway			1643	1643		1845		2008				2129						
Loughborough			1650	1650		1853		2016				2137						
Barrow-on-Soar																		
Sileby																		
Syston																		
Leicester			1703	1703		1904		2027				2150						
St Pancras International	a		1832	1832		2034		2157				2328						
To																		

A From 20 May B Until 13 May

Key to timetable symbols

EM East Midlands Trains service

EC East Coast Mainline service


 Rail replacement bus service. Heavy luggage, bicycles, prams and dogs (other than registered assistance dogs) may not be carried

1 First Class accommodation available

 Seat reservations are available

R Seat reservations are essential

 Hot food available in First Class, trolley service in Standard Class

 Trolley refreshment service for all or part of the journey

a Arrival time

d Departure time

mo The train only runs on Mondays

mx The train does not run on Mondays

fo The train only runs on Fridays

fx The train does not run on Fridays

Due to the occasional late notification of essential engineering work at weekends, we strongly advise you to check your train times 24 hours before travel, by calling National Rail Enquiries on 08457 48 49 50 or by visiting eastmidlandstrains.co.uk.

Leicester - Nottingham - Lincoln - Cleethorpes

Sunday


Service operated by	EM	EM	EM	EM	EM	EM	EM	EM	EM	EM	EM	EM	EM	EM	EM			
From	A §	B		A	A		B	A			A							
St Pancras International	d			1300		1400			1500	1600		1700	1800		2000			
Leicester				1446		1532			1634	1731		1829	1931		2131			
Syston																		
Sileby																		
Barrow-on-Soar																		
Loughborough				1457		1545			1645	1744		1839	1944		2143			
East Midlands Parkway				1505		1552			1654	1752		1847	1952		2151			
Attenborough																		
Beeston																		
Nottingham				1529		1633			1726	1842		1933	2037		2228			
Carlton									1732						2234			
Burton Joyce									1735						2237			
Lowdham				1539		1644			1739	1852		1943	2047		2242			
Thurgarton									1743						2246			
Bleasby									1746						2249			
Fiskerton									1750						2252			
Rolleston									1752						2254			
Newark Castle				1559		1659			1800	1907		1958	2103		2303			
London Kings Cross	d	1003	1003	1203		1503		1630	1630		1720	1830			2035	2135		
Newark North Gate		1135	1135	1335		1637		1756	1756		1922	1953			2210	2317		
Collingham		1143	1143	1343	1608	1645	1708			1809	1930		2007	2112	2219	2325		
Swinderby					1650	1712				1814	1935		2012	2117		2330		
Hykeham					1656	1718				1820	1941		2018	2123		2336		
Lincoln Central	a	1200	1202	1402	1626	1708	1731	1820	1820	1833	1953	2019	2030	2135	2237	2348		
	d	1202			1627				1822									
Market Rasen		1218			1643				1838									
Barnetby		1233			1658				1853									
Habrough		1241			1706				1901									
Grimsby Town		1305			1718				1913									
Cleethorpes		1316			1728				1924									
To																		

A From 20 May B Until 13 May § This service arrives at Grimsby Town at 1253

Key to timetable symbols

EM East Midlands Trains service

EC East Coast Mainline service


 Rail replacement bus service. Heavy luggage, bicycles, prams and dogs (other than registered assistance dogs) may not be carried

1 First Class accommodation available

◇ Seat reservations are available

R Seat reservations are essential

 Hot food available in First Class, trolley service in Standard Class

 Trolley refreshment service for all or part of the journey

a Arrival time

d Departure time

mo The train only runs on Mondays

mx The train does not run on Mondays

fo The train only runs on Fridays

fx The train does not run on Fridays

Due to the occasional late notification of essential engineering work at weekends, we strongly advise you to check your train times 24 hours before travel, by calling National Rail Enquiries on 08457 48 49 50 or by visiting eastmidlandstrains.co.uk.