

Train Times

11 December 2011 to 13 May 2012

32

Exmouth to Exeter

The Avocet Line

CONTENTS

This timetable shows the full service between Exmouth and Exeter — The Avocet Line.

Exmouth to Exeter

- 5 Mondays to Fridays
- 15 Saturdays
- 24 Sundays

Exeter to Exmouth

- 31 Mondays to Fridays
- 41 Saturdays
- 50 Sundays

- 57 **Notes and Symbols**

Rail improvement work may affect the services in this timetable, particularly at weekends. Please check before travelling by visiting www.firstgreatwestern.co.uk or by telephoning National Rail Enquiries on **08457 48 49 50** (24 hours, calls may be recorded).

Information correct at time of going to press (October 2011). For the most up-to-date timetable information please create a bespoke timetable at www.firstgreatwestern.co.uk/printtimetable or call National Rail Enquiries on **08457 48 49 50** (24 hours, calls may be recorded).

National Rail Conditions of Carriage

For further information on tickets and travelling on the national rail network please refer to the National Rail Conditions of Carriage, a copy of which is available on our website at www.firstgreatwestern.co.uk or at staffed stations.

The Devon and Cornwall Rail Partnership

The Devon and Cornwall Rail Partnership works to promote travel on rural branch lines in Devon and Cornwall and seeks improvements to services and facilities across the region. Please visit www.carfreedaysout.com or call **01752 233 094** for further information.

Travelling through Reading?

Our industry partners Network Rail are undertaking a major reconstruction of Reading station to increase the number of platforms and provide enhanced customer facilities. If you are travelling to, or changing trains at Reading station, please allow yourself extra time to make your journey and take extra care whilst using the station. For more information please visit www.networkrail.co.uk/reading

Rail improvement work

Rail replacement buses will be in operation between Exeter St Davids and Paignton on weekends from 18 February to 25 March 2012.

Platform numbers at Reading station are changing from 27 December 2011. Please visit www.firstgreatwestern.co.uk/reading for details

MONDAYS TO FRIDAYS

**EXMOUTH TO EXETER —
THE AVOCET LINE**

Operator		SW	GW	GW	SW	GW	SW
Notes							
Facilities		1			1		1
Exmouth	d	•	0612	0645	•	0714	•
Lympstone Village	d	•	0616	0649	•	0718	•
Lympstone Commando	d	•	0617x	0652x	•	0720x	•
Exton	d	•	0619x	0653x	•	0721x	•
Topsham	d	•	0624	0658	•	0729	•
Digby & Sowton	d	•	0629	0703	•	0733	•
Polsloe Bridge	d	•	0632	0706	•	0737	•
St James' Park	d	•	0635	0709	•	0740	•
Exeter Central	a	0632	0638	0712	0739	0743	0815
Exeter St Davids	⑥ a	0635	0641	0715	0742	0746	0818
London Paddington	⊖ ⑮ a	•	0900	•	•	1002	•
Train continues to			BNP			PGN	

MONDAYS TO FRIDAYS

**EXMOUTH TO EXETER —
THE AVOCET LINE**

Operator		GW	GW	GW	GW	GW	SW
Notes							
Facilities							1
Exmouth	d	0753	•	0823	•	0853	•
Lympstone Village	d	0757	•	0827	•	0857	•
Lympstone Commando	d	0758x	•	0829x	•	0858x	•
Exton	d	0800x	•	0830x	•	0900x	•
Topsham	d	0805	•	0835	•	0905	•
Digby & Sowton	d	0810	•	0840	•	0910	•
Polsloe Bridge	d	0814	•	0844	•	0914	•
St James' Park	d	0817	0834	0847	•	0917	•
Exeter Central	a	0824	0837	0850	0906	0920	0939
Exeter St Davids	⑥ a	0826	0842	0854	0911	0924	0942
London Paddington	⊖ ⑮ a	•	1124	•	•	•	1223
Train continues to		BNP		PGN		BNP	

MONDAYS TO FRIDAYS
**EXMOUTH TO EXETER —
THE AVOCET LINE**

Operator		GW	GW	SW	GW	GW	SW
Notes							
Facilities				⌚			⌚
Exmouth	d	0923	0953	•	1023	1053	•
Lympstone Village	d	0927	0957	•	1027	1057	•
Lympstone Commando	d	0928x	•	•	1028x	•	•
Exton	d	0930x	•	•	1030x	•	•
Topsham	d	0935	1005	•	1035	1105	•
Digby & Sowton	d	0940	1010	•	1040	1110	•
Polsloe Bridge	d	0944	•	•	1044	•	•
St James' Park	d	0947	•	•	1047	•	•
Exeter Central	a	0950	1017	1039	1050	1117	1139
Exeter St Davids	⑥ a	0954	1021	1042	1054	1121	1142
London Paddington	⊖ ⑮ a	•	•	1338	•	1344	1444
Train continues to		PGN	BNP		PGN	BNP	

MONDAYS TO FRIDAYS
**EXMOUTH TO EXETER —
THE AVOCET LINE**


Operator		GW	GW	SW	GW	GW	SW
Notes							
Facilities				⌚			⌚
Exmouth	d	1123	1153	•	1223	1253	•
Lympstone Village	d	1127	1157	•	1227	1257	•
Lympstone Commando	d	1128x	•	•	1228x	•	•
Exton	d	1130x	•	•	1230x	•	•
Topsham	d	1135	1205	•	1235	1305	•
Digby & Sowton	d	1140	1210	•	1240	1310	•
Polsloe Bridge	d	1144	•	•	1244	•	•
St James' Park	d	1147	•	•	1247	•	•
Exeter Central	a	1150	1217	1239	1250	1317	1339
Exeter St Davids	⑥ a	1154	1221	1242	1254	1321	1342
London Paddington	⊖ ⑮ a	•	•	•	1524	•	1622
Train continues to		PGN	BNP		PGN	BNP	

MONDAYS TO FRIDAYS
**EXMOUTH TO EXETER —
THE AVOCET LINE**

Operator		GW	GW	SW	GW	GW	SW
Notes							
Facilities				⌚			⌚
Exmouth	d	1323	1353	•	1423	1453	•
Lympstone Village	d	1327	1357	•	1427	1457	•
Lympstone Commando	d	1328x	•	•	1428x	•	•
Exton	d	1330x	•	•	1430x	•	•
Topsham	d	1335	1405	•	1435	1505	•
Digby & Sowton	d	1340	1410	•	1440	1510	•
Polsloe Bridge	d	1344	•	•	1444	•	•
St James' Park	d	1347	•	•	1447	•	•
Exeter Central	a	1350	1417	1439	1450	1517	1539
Exeter St Davids	⑥ a	1354	1421	1442	1454	1521	1542
London Paddington	⊖ ⑮ a	•	•	•	1724	•	•
Train continues to		PGN	BNP		PGN	BNP	

MONDAYS TO FRIDAYS

**EXMOUTH TO EXETER —
THE AVOCET LINE**

Operator		GW	GW	SW	GW	GW	GW
Notes							
Facilities							
Exmouth	d	1523	1553	•	•	1625	1655
Lympstone Village	d	1527	1557	•	•	1629	1659
Lympstone Commando	d	1528x	1558x	•	•	1630x	1700x
Exton	d	1530x	1600x	•	•	1632x	1702x
Topsham	d	1535	1605	•	•	1637	1707
Digby & Sowton	d	1540	1610	•	•	1642	1712
Polsloe Bridge	d	1544	1614	•	•	1646	1715
St James' Park	d	1547	1617	•	1643	1648	1718
Exeter Central	a	1550	1620	1637	1646	1653	1721
Exeter St Davids	⑥ a	1554	1625	1642	1649	1656	1724
London Paddington	⊖ ⑮ a	1821	•	•	•	1924	•
Train continues to		PGN	PGN		PGN	BNP	PGN

MONDAYS TO FRIDAYS
**EXMOUTH TO EXETER —
THE AVOCET LINE**


Operator		SW	GW	GW	GW	SW	GW
Notes							
Facilities		⌚				⌚	
Exmouth	d	•	•	1725	1758	•	1827
Lympstone Village	d	•	•	1729	1802	•	1831
Lympstone Commando	d	•	•	1730x	1804x	•	•
Exton	d	•	•	1732x	1806x	•	•
Topsham	d	•	•	1737	1811	•	1837
Digby & Sowton	d	•	•	1742	1815	•	1842
Polsloe Bridge	d	•	•	1745	1819	•	•
St James' Park	d	•	1740	1748	1821	•	•
Exeter Central	a	1736	1745	1751	1825	1839	1849
Exeter St Davids	⑥ a	1742	1748	1755	1828	1842	1853
London Paddington	⊖ ⑮ a	•	•	2039	•	•	2121
Train continues to			PGN	BNP	PGN		BNP

MONDAYS TO FRIDAYS
**EXMOUTH TO EXETER —
THE AVOCET LINE**

Operator		GW	GW	SW	GW	GW	SW
Notes							
Facilities				⌚			⌚
Exmouth	d	•	1855	•	1935	2008	•
Lympstone Village	d	•	1859	•	1942	2012	•
Lympstone Commando	d	•	1900x	•	•	2013x	•
Exton	d	•	1902x	•	•	2015x	•
Topsham	d	•	1907	•	1949	2020	•
Digby & Sowton	d	•	1912	•	1954	2025	•
Polsloe Bridge	d	•	1915	•	•	2028	•
St James' Park	d	•	1918	•	•	2031	•
Exeter Central	a	1858	1921	1940	2001	2035	2040
Exeter St Davids	⑥ a	1902	1925	1945	2005	2038	2044
London Paddington	⊖ ⑮ a	•	2230c	2230e	•	2341	•
Train continues to		PGN					








MONDAYS TO FRIDAYS

**EXMOUTH TO EXETER —
THE AVOCET LINE**

Operator		GW	GW	GW	SW	GW	GW
Notes							
Facilities							
Exmouth	d	•	•	2104	•	•	2205
Lympstone Village	d	•	•	2108	•	•	2209
Lympstone Commando	d	•	•	2109x	•	•	2210x
Exton	d	•	•	2111x	•	•	2212x
Topsham	d	•	•	2116	•	•	2217
Digby & Sowton	d	•	•	2121	•	•	2222
Polsloe Bridge	d	•	•	2124	•	•	2225
St James' Park	d	•	•	2127	•	•	2228
Exeter Central	a	2055	2121	2130	2139	2155	2231
Exeter St Davids	⑥ a	2058	2125	2134	2144	2200	2234
London Paddington	⊖ ⑮ a	•	•	•	•	•	•
Train continues to		BNP					PGN

MONDAYS TO FRIDAYS

**EXMOUTH TO EXETER —
THE AVOCET LINE**

Operator		SW	GW	GW	SW	GW
Notes			FO			
Facilities		 			 	
Exmouth	d	•	•	2310	•	0002
Lympstone Village	d	•	•	2314	•	0006
Lympstone Commando	d	•	•	2315x	•	0007x
Exton	d	•	•	2317x	•	0009x
Topsham	d	•	•	2322	•	0014
Digby & Sowton	d	•	•	2327	•	0019
Polsloe Bridge	d	•	•	2330	•	0022
St James' Park	d	•	•	2333	•	0025
Exeter Central	a	2242	2248	2337	2357	0027s
Exeter St Davids	 a	2245	2251	2341	0001	0031
London Paddington	  a	•	•	•	•	0525f
Train continues to		BNP				

Operator		GW	SW	GW	SW	GW	SW
Notes							
Facilities			1		1		1
Exmouth	d	0002	•	0612	•	0715	•
Lympstone Village	d	0006	•	0616	•	0719	•
Lympstone Commando	d	0007x	•	0617x	•	0721x	•
Exton	d	0009x	•	0619x	•	0722x	•
Topsham	d	0014	•	0624	•	0729	•
Digby & Sowton	d	0019	•	0629	•	0733	•
Polsloe Bridge	d	0022	•	0632	•	0737	•
St James' Park	d	0025	•	0635	•	0740	•
Exeter Central	a	0027s	0632	0638	0739	0743	0815
Exeter St Davids	⑥ a	0031	0635	0641	0742	0746	0818
London Paddington	⊖ ⑮ a	0513	0921	•	•	1011	•
Train continues to				BNP		PGN	

Operator		GW	GW	GW	SW	GW	GW
Notes							
Facilities					1		
Exmouth	d	0753	0823	0853	•	0923	0953
Lympstone Village	d	0757	0827	0857	•	0927	0957
Lympstone Commando	d	0758x	0829x	0858x	•	0928x	0958x
Exton	d	0800x	0830x	0900x	•	0930x	•
Topsham	d	0805	0835	0905	•	0935	1005
Digby & Sowton	d	0810	0840	0910	•	0940	1010
Polsloe Bridge	d	0814	0844	0914	•	0944	•
St James' Park	d	0817	0847	0917	•	0947	•
Exeter Central	a	0824	0850	0920	0939	0952	1017
Exeter St Davids	⑥ a	0826	0854	0924	0942	0954	1021
London Paddington	⊖ ⑮ a	1124	•	•	1223	1312	•
Train continues to		BNP	PGN	BNP		PGN	BNP

Operator		GW	SW	GW	GW	SW	GW
Notes							
Facilities			⚡			⚡	
Exmouth	d	•	•	1023	1053	•	1123
Lympstone Village	d	•	•	1027	1057	•	1127
Lympstone Commando	d	•	•	1028x	1058x	•	1128x
Exton	d	•	•	1030x	•	•	1130x
Topsham	d	•	•	1035	1105	•	1135
Digby & Sowton	d	•	•	1040	1110	•	1140
Polsloe Bridge	d	•	•	1044	•	•	1144
St James' Park	d	•	•	1047	•	•	1147
Exeter Central	a	1030	1039	1050	1117	1139	1150
Exeter St Davids	⑥ a	1033	1042	1054	1121	1142	1154
London Paddington	⊖ ⑮ a	•	•	1321	1346	1445	•
Train continues to				PGN	BNP		PGN

Operator		GW	SW	GW	GW	SW	GW
Notes							
Facilities			⚡			⚡	
Exmouth	d	1153	•	1223	1253	•	1323
Lympstone Village	d	1157	•	1227	1257	•	1327
Lympstone Commando	d	1158x	•	1228x	1258x	•	1328x
Exton	d	•	•	1230x	•	•	1330x
Topsham	d	1205	•	1235	1305	•	1335
Digby & Sowton	d	1210	•	1240	1310	•	1340
Polsloe Bridge	d	•	•	1244	•	•	1344
St James' Park	d	•	•	1247	•	•	1347
Exeter Central	a	1217	1239	1250	1317	1339	1350
Exeter St Davids	⑥ a	1221	1242	1254	1321	1342	1354
London Paddington	⊖ ⑮ a	•	•	1522	•	1623	•
Train continues to		BNP		PGN	BNP		PGN

Operator		GW	SW	GW	GW	SW	GW
Notes							
Facilities			⌚			⌚	
Exmouth	d	1353	•	1423	1453	•	1523
Lympstone Village	d	1357	•	1427	1457	•	1527
Lympstone Commando	d	1358x	•	1428x	1458x	•	1528x
Exton	d	•	•	1430x	•	•	1530x
Topsham	d	1405	•	1435	1505	•	1535
Digby & Sowton	d	1410	•	1440	1510	•	1540
Polsloe Bridge	d	•	•	1444	•	•	1544
St James' Park	d	•	•	1447	•	•	1547
Exeter Central	a	1417	1439	1450	1517	1539	1550
Exeter St Davids	⑥ a	1422	1442	1454	1521	1542	1554
London Paddington	⊖ ⑮ a	•	1721	•	•	•	1821
Train continues to		BNP		PGN	BNP		PGN

Operator		GW	SW	GW	GW	GW	GW
Notes							
Facilities			ⓘ				
Exmouth	d	1553	•	•	1625	•	1655
Lympstone Village	d	1557	•	•	1629	•	1659
Lympstone Commando	d	1558x	•	•	1630x	•	1700x
Exton	d	1600x	•	•	1632x	•	1702x
Topsham	d	1605	•	•	1637	•	1707
Digby & Sowton	d	1610	•	•	1642	•	1712
Polsloe Bridge	d	1614	•	•	1646	•	1715
St James' Park	d	1617	•	•	1648	1705	1718
Exeter Central	a	1620	1637	1648	1653	1708	1721
Exeter St Davids	⑥ a	1625	1642	1651	1656	1711	1724
London Paddington	⊖ ⑮ a	•	•	•	1922	•	•
Train continues to					BNP		PGN

Operator		SW	GW	GW	SW	GW	GW
Notes							
Facilities		⌚			⌚		
Exmouth	d	•	1725	1755	•	1827	1855
Lympstone Village	d	•	1729	1759	•	1831	1859
Lympstone Commando	d	•	1730x	1801x	•	•	1900x
Exton	d	•	1732x	1803x	•	•	1902x
Topsham	d	•	1737	1807	•	1837	1907
Digby & Sowton	d	•	1742	1812	•	1842	1912
Polsloe Bridge	d	•	1745	1815	•	•	1915
St James' Park	d	•	1748	1818	•	•	1918
Exeter Central	a	1739	1751	1821	1837	1849	1921
Exeter St Davids	⑥ a	1742	1755	1826	1842	1853	1925
London Paddington	⊖ ⑮ a	•	2037	•	2132	•	•
Train continues to			BNP	PGN		BNP	

Operator		SW	GW	GW	SW	GW	GW
Notes							
Facilities		⌚			⌚		
Exmouth	d	•	1938	2008	•	•	2104
Lympstone Village	d	•	1942	2012	•	•	2108
Lympstone Commando	d	•	•	2013x	•	•	2109x
Exton	d	•	•	2015x	•	•	2111x
Topsham	d	•	1949	2020	•	•	2116
Digby & Sowton	d	•	1954	2025	•	•	2121
Polsloe Bridge	d	•	•	2028	•	•	2124
St James' Park	d	•	•	2031	•	•	2127
Exeter Central	a	1939	2001	2035	2040	2052	2130
Exeter St Davids	⑥ a	1942	2005	2038	2043	2055	2134
London Paddington	⊖ ⑮ a	•	•	2336	•	•	•
Train continues to			PGN	PGN		BNP	

Operator		SW	GW	SW	GW	GW
Notes						
Facilities		⌚		⌚		
Exmouth	d	•	2211	•	2310	2343
Lympstone Village	d	•	2215	•	2314	2347
Lympstone Commando	d	•	2216x	•	2315x	2348x
Exton	d	•	2218x	•	2317x	2350x
Topsham	d	•	2223	•	2322	2355
Digby & Sowton	d	•	2228	•	2327	2359
Polsloe Bridge	d	•	2231	•	2330	0003
St James' Park	d	•	2234	•	2333	0006
Exeter Central	a	2139	2237	2242	2337	0009
Exeter St Davids	⑥ a	2142	2240	2245	2341	0014
London Paddington	⊖ ⑮ a	•	•	•	•	•

Train continues to

SUNDAYS**EXMOUTH TO EXETER —
THE AVOCET LINE**

Operator		SW	GW	SW	GW	SW	GW
Notes							
Facilities		1		1		1 1	
Exmouth	d	•	0910	•	1021	•	1124
Lympstone Village	d	•	0914	•	1025	•	1128
Lympstone Commando	d	•	0915x	•	1026x	•	1129x
Exton	d	•	0917x	•	1028x	•	1131x
Topsham	d	•	0922	•	1033	•	1136
Digby & Sowton	d	•	0927	•	1038	•	1141
Polsloe Bridge	d	•	0930	•	1041	•	1144
St James' Park	d	•	0933	•	1044	•	1147
Exeter Central	a	0858	0936	1042	1048	1142	1153
Exeter St Davids	⑥ a	0901	0940	1045	1051	1145	1156
Train continues to			PGN		PGN		PGN

SUNDAYS**EXMOUTH TO EXETER —
THE AVOCET LINE**

Operator		GW	SW	GW	GW	SW	GW
Notes							
Facilities			ⓘ			ⓘ	
Exmouth	d	•	•	1229	•	•	1324
Lympstone Village	d	•	•	1233	•	•	1328
Lympstone Commando	d	•	•	1234x	•	•	1329x
Exton	d	•	•	1236x	•	•	1331x
Topsham	d	•	•	1241	•	•	1336
Digby & Sowton	d	•	•	1246	•	•	1341
Polsloe Bridge	d	•	•	1249	•	•	1344
St James' Park	d	•	•	1252	•	•	1347
Exeter Central	a	1159	1242	1255	1320	1342	1350
Exeter St Davids	⑥ a	1202	1245	1258	1323	1345	1353
Train continues to		BNP		PGN			PGN

SUNDAYS**EXMOUTH TO EXETER —
THE AVOCET LINE**

Operator		GW	SW	GW	GW	SW	GW
Notes							
Facilities			ⓘ			ⓘ	
Exmouth	d	•	•	1431	•	•	1524
Lympstone Village	d	•	•	1435	•	•	1528
Lympstone Commando	d	•	•	1436x	•	•	1529x
Exton	d	•	•	1438x	•	•	1531x
Topsham	d	•	•	1443	•	•	1536
Digby & Sowton	d	•	•	1448	•	•	1541
Polsloe Bridge	d	•	•	1451	•	•	1544
St James' Park	d	•	•	1454	•	•	1547
Exeter Central	a	1355	1442	1457	1520	1542	1550
Exeter St Davids	⑥ a	1358	1445	1501	1523	1545	1553
Train continues to		BNP		PGN			PGN

SUNDAYS**EXMOUTH TO EXETER —
THE AVOCET LINE**

Operator		GW	SW	GW	SW	GW	GW
Notes							
Facilities			⚡		⚡		
Exmouth	d	•	•	1624	•	1724	•
Lympstone Village	d	•	•	1628	•	1728	•
Lympstone Commando	d	•	•	1629x	•	1729x	•
Exton	d	•	•	1631x	•	1731x	•
Topsham	d	•	•	1636	•	1736	•
Digby & Sowton	d	•	•	1641	•	1741	•
Polsloe Bridge	d	•	•	1644	•	1744	•
St James' Park	d	•	•	1647	•	1747	•
Exeter Central	a	1559	1642	1650	1742	1750	1756
Exeter St Davids	⑥ a	1602	1645	1653	1745	1755	1800
Train continues to		BNP		PGN		PGN	BNP

SUNDAYS

**EXMOUTH TO EXETER —
THE AVOCET LINE**

Operator		SW	GW	SW	GW	GW	SW
Notes							
Facilities		⚡		⚡			⚡
Exmouth	d	•	1824	•	1924	•	•
Lympstone Village	d	•	1828	•	1928	•	•
Lympstone Commando	d	•	1829x	•	1929x	•	•
Exton	d	•	1831x	•	1931x	•	•
Topsham	d	•	1835	•	1936	•	•
Digby & Sowton	d	•	1840	•	1941	•	•
Polsloe Bridge	d	•	1843	•	1944	•	•
St James' Park	d	•	1846	•	1947	•	•
Exeter Central	a	1842	1849	1942	1950	1956	2042
Exeter St Davids	⑥ a	1845	1853	1945	1953	1959	2045
Train continues to			PGN		PGN	BNP	

SUNDAYS**EXMOUTH TO EXETER —
THE AVOCET LINE**

Operator		GW	SW	GW	SW	GW	GW
Notes							
Facilities			⌚		⌚		
Exmouth	d	2024	•	2124	•	2229	2329
Lympstone Village	d	2028	•	2128	•	2233	2333
Lympstone Commando	d	2029x	•	2129x	•	2234x	2334x
Exton	d	2031x	•	2131x	•	2236x	2336x
Topsham	d	2036	•	2136	•	2241	2342
Digby & Sowton	d	2041	•	2141	•	2246	2347
Polsloe Bridge	d	2044	•	2144	•	2249	2350
St James' Park	d	2047	•	2147	•	2253	2353
Exeter Central	a	2050	2142	2150	2242	2256	2356
Exeter St Davids	⑥ a	2053	2145	2153	2245	2301	2359
Train continues to		PGN		PGN			

Operator	GW	
Notes		
Facilities		
Exmouth	d	2359
Lympstone Village	d	0003
Lympstone Commando	d	0004x
Exton	d	0006x
Topsham	d	0011
Digby & Sowton	d	0016
Polsloe Bridge	d	0019
St James' Park	d	0022
Exeter Central	a	0025
Exeter St Davids	⑥ a	0028
Train continues to		

MONDAYS TO FRIDAYS

**EXETER TO EXMOUTH —
THE AVOCET LINE**

Operator		SW	GW	GW	GW	SW	GW
Notes							
Facilities		⌚				⌚	
London Paddington	⊖ ¹⁵ d	2345p	•	•	•	•	•
Exeter St Davids	⑥ d	0510	0544	0606	0629	0641	0711
Exeter Central	a	0513	0547	0609	0632	0644	0714
Exeter Central	d	•	0548	0610	0639	•	0715
St James' Park	d	•	•	0612	0641	•	0717
Polsloe Bridge	d	•	•	0615	0644	•	0720
Digby & Sowton	d	•	0554	0619	0648	•	0724
Topsham	d	•	0558	0625	0657	•	0728
Exton	d	•	•	0627x	0700x	•	0731x
Lympstone Commando	d	•	•	0629x	0702x	•	0733x
Lympstone Village	d	•	0603	0631	0705	•	0736
Exmouth	a	•	0610	0638	0710	•	0743
Train continues to		WAT				WAT	

MONDAYS TO FRIDAYS

**EXETER TO EXMOUTH —
THE AVOCET LINE**

Operator		SW	GW	GW	GW	SW	GW
Notes							
Facilities		⌚				⌚	
London Paddington	⊖ ¹⁵ d	•	•	•	•	•	•
Exeter St Davids	Ⓜ d	0726	0736	0809	0816	0826	0848
Exeter Central	a	0729	0739	0812	0819	0829	0851
Exeter Central	d	•	0752	0813	0820	•	0852
St James' Park	d	•	0754	0817a	0822	•	0854
Polsloe Bridge	d	•	0757	•	0825	•	0857
Digby & Sowton	d	•	0801	•	0829	•	0901
Topsham	d	•	0805	•	0835	•	0905
Exton	d	•	0808x	•	0838x	•	0908x
Lympstone Commando	d	•	0810x	•	0840x	•	0910x
Lympstone Village	d	•	0813	•	0843	•	0913
Exmouth	a	•	0818	•	0848	•	0920
Train continues to		WAT			WAT		

MONDAYS TO FRIDAYS

**EXETER TO EXMOUTH —
THE AVOCET LINE**

Operator		GW	GW	SW	GW	GW	SW
Notes							
Facilities				⌚			⌚
London Paddington	⊖ ¹⁵ d	•	•	•	0706	0730	•
Exeter St Davids	⑥ d	0859	0918	0926	0950	1018	1026
Exeter Central	a	0904	0921	0929	0953	1021	1029
Exeter Central	d	•	0922	•	0954	1022	•
St James' Park	d	•	0924	•	•	1024	•
Polsloe Bridge	d	•	0927	•	•	1027	•
Digby & Sowton	d	•	0931	•	1001	1031	•
Topsham	d	•	0935	•	1005	1035	•
Exton	d	•	0938x	•	•	1038x	•
Lympstone Commando	d	•	0940x	•	•	1040x	•
Lympstone Village	d	•	0943	•	1011	1043	•
Exmouth	a	•	0950	•	1019	1050	•
Train continues to				WAT			WAT

MONDAYS TO FRIDAYS

**EXETER TO EXMOUTH —
THE AVOCET LINE**

Operator		GW	GW	SW	GW	GW	SW
Notes							
Facilities				⌚			⌚
London Paddington	⊖ ¹⁵ d	•	•	0906	•	1006	•
Exeter St Davids	⑥ d	1050	1118	1126	1150	1218	1226
Exeter Central	a	1053	1121	1129	1153	1221	1229
Exeter Central	d	1054	1122	•	1154	1222	•
St James' Park	d	•	1124	•	•	1224	•
Polsloe Bridge	d	•	1127	•	•	1227	•
Digby & Sowton	d	1101	1131	•	1201	1231	•
Topsham	d	1105	1135	•	1205	1235	•
Exton	d	•	1138x	•	•	1238x	•
Lympstone Commando	d	•	1140x	•	•	1240x	•
Lympstone Village	d	1111	1143	•	1211	1243	•
Exmouth	a	1119	1150	•	1219	1250	•
Train continues to				WAT			WAT

MONDAYS TO FRIDAYS

**EXETER TO EXMOUTH —
THE AVOCET LINE**

Operator		GW	GW	SW	GW	GW	SW
Notes							
Facilities				⌚			⌚
London Paddington	⊖ ¹⁵ d	•	•	•	1106	1206	•
Exeter St Davids	Ⓜ d	1250	1318	1326	1350	1418	1426
Exeter Central	a	1253	1321	1329	1353	1421	1429
Exeter Central	d	1254	1322	•	1354	1422	•
St James' Park	d	•	1324	•	•	1424	•
Polsloe Bridge	d	•	1327	•	•	1427	•
Digby & Sowton	d	1301	1331	•	1401	1431	•
Topsham	d	1305	1335	•	1405	1435	•
Exton	d	•	1338x	•	•	1438x	•
Lympstone Commando	d	•	1340x	•	•	1440x	•
Lympstone Village	d	1311	1343	•	1411	1443	•
Exmouth	a	1319	1350	•	1419	1450	•
Train continues to				WAT			WAT

MONDAYS TO FRIDAYS

**EXETER TO EXMOUTH —
THE AVOCET LINE**

Operator		GW	GW	SW	GW	GW	GW
Notes							
Facilities				⌚			
London Paddington	⊖ ¹⁵ d	•	•	1306	•	•	•
Exeter St Davids	Ⓜ d	1451	1518	1526	1550	1608	1618
Exeter Central	a	1454	1521	1529	1553	1611	1621
Exeter Central	d	1455	1522	•	1554	1612	1622
St James' Park	d	•	1524	•	•	1616a	1624
Polsloe Bridge	d	•	1527	•	•	•	1627
Digby & Sowton	d	1501	1531	•	1601	•	1631
Topsham	d	1505	1535	•	1605	•	1637
Exton	d	•	1538x	•	•	•	1638x
Lympstone Commando	d	•	1540x	•	•	•	1640x
Lympstone Village	d	1511	1543	•	1611	•	1643
Exmouth	a	1519	1550	•	1619	•	1650
Train continues to				WAT			

MONDAYS TO FRIDAYS

**EXETER TO EXMOUTH –
THE AVOCET LINE**

Operator		SW	GW	GW	GW	SW	SW
Notes							
Facilities		⌚				⌚	⌚
London Paddington	⊖ ¹⁵ d	1406	•	•	•	•	1506
Exeter St Davids	Ⓜ d	1626	1650	1710	1718	1726	1746
Exeter Central	a	1629	1653	1713	1721	1729	1749
Exeter Central	d	•	1654	1714	1722	•	•
St James' Park	d	•	1656	1718a	1724	•	•
Polsloe Bridge	d	•	1659	•	1727	•	•
Digby & Sowton	d	•	1703	•	1731	•	•
Topsham	d	•	1707	•	1737	•	•
Exton	d	•	1710x	•	1738x	•	•
Lympstone Commando	d	•	1712x	•	1740x	•	•
Lympstone Village	d	•	1715	•	1743	•	•
Exmouth	a	•	1722	•	1751	•	•
Train continues to		WAT				WAT	AXM

MONDAYS TO FRIDAYS

**EXETER TO EXMOUTH —
THE AVOCET LINE**

Operator		GW	GW	SW	GW	GW	SW
Notes							
Facilities				⌚			⌚
London Paddington	⊖ ¹⁵ d	•	•	1606	•	•	1636
Exeter St Davids	Ⓜ d	1752	1820	1826	1833	1850	1926
Exeter Central	a	1755	1823	1829	1838	1853	1929
Exeter Central	d	1756	1824	•	•	1854	•
St James' Park	d	1758	1826	•	•	1856	•
Polsloe Bridge	d	1801	1829	•	•	1859	•
Digby & Sowton	d	1805	1833	•	•	1903	•
Topsham	d	1809	1837	•	•	1907	•
Exton	d	1812x	1838x	•	•	1910x	•
Lympstone Commando	d	1814x	1840x	•	•	1912x	•
Lympstone Village	d	1817	1843	•	•	1915	•
Exmouth	a	1825	1852	•	•	1923	•
Train continues to				WAT			WAT

MONDAYS TO FRIDAYS

**EXETER TO EXMOUTH —
THE AVOCET LINE**

Operator		GW	GW	SW	GW	GW	SW
Notes							
Facilities				1 2			1
London Paddington	⊖ 15 d	1703	1803	•	•	•	1833
Exeter St Davids	6 d	1932	2019	2026	2030	2114	2123
Exeter Central	a	1935	2024	2029	2033	2119	2126
Exeter Central	d	1936	•	•	2034	•	•
St James' Park	d	1938	•	•	2036	•	•
Polsloe Bridge	d	1941	•	•	2039	•	•
Digby & Sowton	d	1945	•	•	2043	•	•
Topsham	d	1949	•	•	2047	•	•
Exton	d	1952x	•	•	2049x	•	•
Lympstone Commando	d	1954x	•	•	2051x	•	•
Lympstone Village	d	1957	•	•	2054	•	•
Exmouth	a	2003	•	•	2101	•	•
Train continues to				BSK			SAL

MONDAYS TO FRIDAYS

**EXETER TO EXMOUTH —
THE AVOCET LINE**

Operator		GW	GW	GW	SW	GW
Notes						
Facilities					1	
London Paddington	⊖ ¹⁵ d	1903	•	1945	•	2035
Exeter St Davids	Ⓜ d	2132	2138	2236	2257	2328
Exeter Central	a	2135	2141	2239	2300	2331
Exeter Central	d	2135	•	2240	•	2332
St James' Park	d	2137	•	2242	•	2334
Polsloe Bridge	d	2140	•	2245	•	2337
Digby & Sowton	d	2144	•	2249	•	2341
Topsham	d	2149	•	2253	•	2345
Exton	d	2151x	•	2256x	•	2347x
Lympstone Commando	d	2153x	•	2258x	•	2349x
Lympstone Village	d	2156	•	2301	•	2352
Exmouth	a	2202	•	2308	•	2359
Train continues to					SAL	

Operator		SW	GW	GW	SW	GW	SW
Notes							
Facilities		⌚			⌚		⌚
London Paddington	⊖ ¹⁵ d	2345p	•	•	•	•	•
Exeter St Davids	Ⓜ d	0510	0544	0629	0641	0711	0726
Exeter Central	a	0513	0547	0632	0644	0714	0729
Exeter Central	d	•	0548	0639	•	0715	•
St James' Park	d	•	•	0641	•	0717	•
Polsloe Bridge	d	•	•	0644	•	0720	•
Digby & Sowton	d	•	0554	0648	•	0724	•
Topsham	d	•	0558	0652	•	0728	•
Exton	d	•	•	0654x	•	0731x	•
Lympstone Commando	d	•	•	0656x	•	0733x	•
Lympstone Village	d	•	0603	0659	•	0736	•
Exmouth	a	•	0610	0704	•	0743	•
Train continues to		WAT			WAT		WAT

Operator		GW	GW	SW	GW	GW	SW
Notes							
Facilities				⌚			⌚
London Paddington	⊖ ¹⁵ d	•	•	•	•	•	•
Exeter St Davids	Ⓜ d	0736	0816	0826	0848	0918	0926
Exeter Central	a	0739	0819	0829	0851	0921	0929
Exeter Central	d	0752	0820	•	0852	0922	•
St James' Park	d	0754	0823	•	0854	0924	•
Polsloe Bridge	d	0757	0827	•	0857	0927	•
Digby & Sowton	d	0801	0831	•	0901	0931	•
Topsham	d	0805	0835	•	0905	0935	•
Exton	d	0808x	0838x	•	0908x	0938x	•
Lympstone Commando	d	0810x	0840x	•	0910x	0940x	•
Lympstone Village	d	0813	0843	•	0913	0943	•
Exmouth	a	0818	0848	•	0920	0950	•
Train continues to				WAT			WAT

Operator		GW	GW	SW	GW	GW	SW
Notes							
Facilities				⌚			⌚
London Paddington	⊖ ¹⁵ d	•	•	0730	•	0818	0906
Exeter St Davids	⑥ d	0950	1018	1026	1050	1118	1126
Exeter Central	a	0951	1021	1029	1051	1121	1129
Exeter Central	d	0952	1022	•	1052	1122	•
St James' Park	d	0954	1024	•	•	1124	•
Polsloe Bridge	d	0957	1027	•	•	1127	•
Digby & Sowton	d	1001	1031	•	1101	1131	•
Topsham	d	1005	1035	•	1105	1135	•
Exton	d	1008x	1038x	•	•	1138x	•
Lympstone Commando	d	1010x	1040x	•	1109x	1140x	•
Lympstone Village	d	1011	1043	•	1111	1143	•
Exmouth	a	1019	1050	•	1119	1150	•
Train continues to				WAT			WAT

Operator		GW	GW	SW	GW	GW	SW
Notes							
Facilities				⌚			⌚
London Paddington	⊖ ¹⁵ d	•	1006	•	•	•	•
Exeter St Davids	Ⓜ d	1150	1218	1226	1250	1318	1326
Exeter Central	a	1151	1221	1229	1251	1321	1329
Exeter Central	d	1152	1222	•	1252	1322	•
St James' Park	d	•	1224	•	•	1324	•
Polsloe Bridge	d	•	1227	•	•	1327	•
Digby & Sowton	d	1201	1231	•	1301	1331	•
Topsham	d	1205	1235	•	1305	1335	•
Exton	d	•	1238x	•	•	1338x	•
Lympstone Commando	d	1209x	1240x	•	1309x	1340x	•
Lympstone Village	d	1211	1243	•	1311	1343	•
Exmouth	a	1219	1250	•	1319	1350	•
Train continues to				WAT			WAT

Operator		GW	GW	SW	GW	GW	SW
Notes							
Facilities				⌚			⌚
London Paddington	⊖ ¹⁵ d	1106	1206	•	•	•	1306
Exeter St Davids	Ⓜ d	1350	1418	1426	1450	1518	1526
Exeter Central	a	1351	1421	1429	1451	1521	1529
Exeter Central	d	1352	1422	•	1452	1522	•
St James' Park	d	1354	1424	•	•	1524	•
Polsloe Bridge	d	•	1427	•	•	1527	•
Digby & Sowton	d	1401	1431	•	1501	1531	•
Topsham	d	1405	1435	•	1505	1535	•
Exton	d	•	1438x	•	•	1538x	•
Lympstone Commando	d	1409x	1440x	•	1509x	1540x	•
Lympstone Village	d	1411	1443	•	1511	1543	•
Exmouth	a	1419	1450	•	1519	1550	•
Train continues to				WAT			WAT

Operator		GW	GW	SW	GW	GW	GW
Notes							
Facilities				⚠			
London Paddington	⊖ ¹⁵ d	•	•	1406	•	•	•
Exeter St Davids	Ⓜ d	1550	1618	1626	1641	1650	1718
Exeter Central	a	1551	1621	1629	1644	1653	1721
Exeter Central	d	1552	1622	•	•	1654	1722
St James' Park	d	1557	1624	•	•	1656	1724
Polsloe Bridge	d	•	1627	•	•	1659	1727
Digby & Sowton	d	1601	1631	•	•	1703	1731
Topsham	d	1605	1637	•	•	1707	1737
Exton	d	•	1638x	•	•	1710x	1738x
Lympstone Commando	d	1609x	1640x	•	•	1712x	1740x
Lympstone Village	d	1611	1643	•	•	1715	1743
Exmouth	a	1619	1650	•	•	1722	1750
Train continues to				WAT			

Operator		SW	GW	GW	SW	GW	SW
Notes							
Facilities		Ⓜ			Ⓜ		Ⓜ
London Paddington	Ⓜ ¹⁵ d	•	1506	•	1606	•	•
Exeter St Davids	Ⓜ d	1726	1750	1820	1826	1850	1926
Exeter Central	a	1729	1753	1823	1829	1853	1929
Exeter Central	d	•	1754	1824	•	1854	•
St James' Park	d	•	1756	1826	•	1856	•
Polsloe Bridge	d	•	1759	1829	•	1859	•
Digby & Sowton	d	•	1803	1833	•	1903	•
Topsham	d	•	1807	1837	•	1907	•
Exton	d	•	1810x	1838x	•	1910x	•
Lympstone Commando	d	•	1812x	1840x	•	1912x	•
Lympstone Village	d	•	1815	1843	•	1915	•
Exmouth	a	•	1822	1852	•	1922	•
Train continues to		WAT			WAT		WAT

Operator		GW	GW	SW	GW	SW	GW
Notes							
Facilities				⚠		⚠	
London Paddington	⊖ ¹⁵ d	•	1806	•	•	•	•
Exeter St Davids	Ⓜ d	1932	2020	2026	2030	2126	2132
Exeter Central	a	1935	2025	2029	2033	2129	2137
Exeter Central	d	1936	•	•	2034	•	•
St James' Park	d	1938	•	•	2036	•	•
Polsloe Bridge	d	1941	•	•	2039	•	•
Digby & Sowton	d	1945	•	•	2043	•	•
Topsham	d	1949	•	•	2047	•	•
Exton	d	1952x	•	•	2049x	•	•
Lympstone Commando	d	1954x	•	•	2051x	•	•
Lympstone Village	d	1957	•	•	2054	•	•
Exmouth	a	2003	•	•	2101	•	•
Train continues to				BSK		SAL	

Operator		GW	GW	SW	GW
Notes					
Facilities				1	
London Paddington	⊖ ¹⁵ d	•	1906	2006	•
Exeter St Davids	Ⓜ d	2138	2236	2257	2306
Exeter Central	a	2141	2239	2300	2309
Exeter Central	d	2142	2240	•	2310
St James' Park	d	2144	2242	•	2312
Polsloe Bridge	d	2147	2245	•	2315
Digby & Sowton	d	2151	2249	•	2319
Topsham	d	2155	2253	•	2323
Exton	d	2157x	2256x	•	2325x
Lympstone Commando	d	2159x	2258x	•	2327x
Lympstone Village	d	2203	2301	•	2331
Exmouth	a	2209	2308	•	2336
Train continues to				SAL	

SUNDAYS**EXETER TO EXMOUTH —
THE AVOCET LINE**

Operator		GW	SW	GW	SW	GW	GW
Notes							
Facilities			⚡		⚡		
Exeter St Davids	⑥ d	0830	0926	0945	1026	1046	1113
Exeter Central	a	0833	0929	0948	1029	1049	1116
Exeter Central	d	0834	•	0949	•	1052	•
St James' Park	d	0836	•	0951	•	1054	•
Polsloe Bridge	d	0839	•	0954	•	1057	•
Digby & Sowton	d	0843	•	0958	•	1101	•
Topsham	d	0847	•	1003	•	1105	•
Exton	d	0849x	•	1005x	•	1107x	•
Lympstone Commando	d	0851x	•	1007x	•	1109x	•
Lympstone Village	d	0855	•	1010	•	1113	•
Exmouth	a	0900	•	1015	•	1118	•
Train continues to			WAT		WAT		

SUNDAYS**EXETER TO EXMOUTH —
THE AVOCET LINE**

Operator		SW	GW	SW	GW	GW	SW
Notes							
Facilities		⌚		⌚			⌚
Exeter St Davids	⑥ d	1126	1155	1226	1233	1248	1326
Exeter Central	a	1129	1158	1229	1236	1251	1329
Exeter Central	d	•	1159	•	•	1253	•
St James' Park	d	•	1201	•	•	1255	•
Polsloe Bridge	d	•	1204	•	•	1258	•
Digby & Sowton	d	•	1208	•	•	1302	•
Topsham	d	•	1212	•	•	1307	•
Exton	d	•	1214x	•	•	1309x	•
Lympstone Commando	d	•	1216x	•	•	1311x	•
Lympstone Village	d	•	1220	•	•	1314	•
Exmouth	a	•	1225	•	•	1320	•
Train continues to		WAT		WAT			WAT


SUNDAYS**EXETER TO EXMOUTH —
THE AVOCET LINE**

Operator		GW	SW	GW	GW	GW	SW
Notes							
Facilities			⌚				⌚
Exeter St Davids	⑥ d	1348	1426	1435	1448	1514	1526
Exeter Central	a	1351	1429	1438	1451	1517	1529
Exeter Central	d	1352	•	•	1452	•	•
St James' Park	d	1354	•	•	1454	•	•
Polsloe Bridge	d	1357	•	•	1457		•
Digby & Sowton	d	1401	•	•	1501	•	•
Topsham	d	1406	•	•	1506	•	•
Exton	d	1408x	•	•	1508x	•	•
Lympstone Commando	d	1410x	•	•	1510x	•	•
Lympstone Village	d	1413	•	•	1513	•	•
Exmouth	a	1418	•	•	1518	•	•
Train continues to			WAT			•	WAT

SUNDAYS**EXETER TO EXMOUTH —
THE AVOCET LINE**

Operator		GW	SW	GW	GW	GW	SW
Notes							
Facilities			⌚				⌚
Exeter St Davids	⑥ d	1548	1626	1629	1648	1715	1726
Exeter Central	a	1551	1629	1632	1651	1718	1729
Exeter Central	d	1551	•	•	1651	•	•
St James' Park	d	1553	•	•	1653	•	•
Polsloe Bridge	d	1556	•	•	1656	•	•
Digby & Sowton	d	1600	•	•	1700	•	•
Topsham	d	1605	•	•	1705	•	•
Exton	d	1607x	•	•	1707x	•	•
Lympstone Commando	d	1609x	•	•	1709x	•	•
Lympstone Village	d	1613	•	•	1713	•	•
Exmouth	a	1618	•	•	1718	•	•
Train continues to			WAT				WAT

SUNDAYS**EXETER TO EXMOUTH —
THE AVOCET LINE**

Operator		GW	GW	SW	GW	GW	GW
Notes		A	B			D	E
Facilities							
Exeter St Davids	⑥ d	1748	1752	1826	1833	1848	1850
Exeter Central	a	1751	1755	1829	1836	1851	1853
Exeter Central	d	1751	1755	•	•	1852	1854
St James' Park	d	1753	1757	•	•	1854	1856
Polsloe Bridge	d	1756	1800	•	•	1857	1859
Digby & Sowton	d	1800	1804	•	•	1901	1903
Topsham	d	1805	1808	•	•	1906	1908
Exton	d	1807x	1810x	•	•	1908x	1910x
Lympstone Commando	d	1809x	1812x	•	•	1911x	1913x
Lympstone Village	d	1813	1816	•	•	1913	1915
Exmouth	a	1818	1821	•	•	1918	1920
Train continues to				WAT			

Operator		SW	GW	SW	GW	SW	GW
Notes							
Facilities		1		1		1	
Exeter St Davids	⑥ d	1926	1951	2026	2051	2126	2148
Exeter Central	a	1929	1954	2029	2054	2129	2151
Exeter Central	d	•	1955	•	2055	•	2151
St James' Park	d	•	1957	•	2057	•	2153
Polsloe Bridge	d	•	2000	•	2100	•	2156
Digby & Sowton	d	•	2004	•	2104	•	2200
Topsham	d	•	2008	•	2108	•	2205
Exton	d	•	2010x	•	2110x	•	2207x
Lympstone Commando	d	•	2012x	•	2112x	•	2209x
Lympstone Village	d	•	2016	•	2116	•	2213
Exmouth	a	•	2021	•	2121	•	2218
Train continues to		WAT		BSK		SAL	

Operator		GW	SW	GW
Notes				
Facilities			1	
Exeter St Davids	⑥ d	2248	2315	2325
Exeter Central	a	2251	2318	2328
Exeter Central	d	2252	•	2329
St James' Park	d	2254	•	2331
Polsloe Bridge	d	2257	•	2334
Digby & Sowton	d	2301	•	2338
Topsham	d	2306	•	2342
Exton	d	2308x	•	2344x
Lympstone Commando	d	2311x	•	2346x
Lympstone Village	d	2313	•	2350
Exmouth	a	2318	•	2354
Train continues to			SAL	

NOTES AND SYMBOLS

- Bold** Denotes a through service
- Light Denotes a connecting service
- Pink** Operates on certain days only
- GW** Service operated by First Great Western
- SW** Service operated by South West Trains
- 1** First Class accommodation available
- ☞ An at-seat catering service is provided for all or part of journey
- ⊖ Interchange with the London Underground
- Ⓜ Minimum connection time where different from the standard 5 minutes
- a** Arrival time
- c** Change at Exeter St Davids and Taunton on Fridays
- e** Applies on Mondays to Thursdays only
- f** Arrives 12 minutes earlier on Saturday mornings
- d** Departure time
- p** Previous night
- s** Stops to set down only
- x** Service stops on request. Passengers wishing to alight must inform the conductor. Passengers wishing to board must give an appropriate hand signal to the driver
- A** Runs until 12 February and from 1 April
- B** Runs from 19 February until 25 March
- D** Runs until 25 March
- E** Runs from 1 April
- FO** Service operates Fridays only
- MX** Service operates Tuesdays to Fridays only

Contents

Page 2

AXM To Axminster
BNP To Barnstaple
BSK To Basingstoke
PGN To Paignton
SAL To Salisbury
WAT To London Waterloo