

GENERAL INFORMATION

This timetable shows the full service from London Paddington and Reading to Bath Spa, Bristol and South Wales.

In addition to the services shown below, First Great Western also run the following **Saturday** only service, operated by a High Speed Train:

- Swansea 0815, Llanelli 0831, Pembrey and Burry Port 0842 and Carmarthen 0908.

For full details of train services between Swansea, Carmarthen and West Wales, please see publicity provided by Arriva Trains Wales.

Rail improvement work may affect the services in this timetable, particularly at weekends. Please check before travelling by visiting www.firstgreatwestern.co.uk or by telephoning National Rail Enquiries on **08457 48 49 50** (24 hours, calls may be recorded).

On Bank Holidays we normally operate an amended service, full details of which will be made available at stations and on our website. For further information about travelling with us please pick up a copy of **Travelling with First Great Western**, available at all stations.

Information correct at time of going to press (November 2012). For the most up-to-date timetable information please create a bespoke timetable at www.firstgreatwestern.co.uk/printtimetable or call National Rail Enquiries on **08457 48 49 50** (24 hours, calls may be recorded).













National Rail Conditions of Carriage

For further information on tickets and travelling on the national rail network please refer to the National Rail Conditions of Carriage, a copy of which is available on our website at www.firstgreatwestern.co.uk or at staffed stations.

Travelling through Reading?

The major reconstruction of Reading station by our industry partners Network Rail continues throughout the validity of this timetable. As part of this work, train services through Reading during Easter 2013 will be affected with train diversions and rail replacement buses in operation. Full details of this work and how it affects your journey will be widely available on our website and at stations. If you are travelling to, or changing trains at Reading station, please allow yourself extra time to make your journey and take extra care while using the station. For more information about this exciting project please visit www.networkrail.co.uk/reading

NOTES AND SYMBOLS

Bold	Denotes a through service
Light	Denotes a connecting service
Pink	Operates on certain days only
GW	Service operated by First Great Western
XC	Service operated by CrossCountry
	Service operated by High Speed Train. Unless otherwise indicated, cycle reservations are recommended. Power points available
	Service operated by Voyager train. Cycle reservations are compulsory. Power points available
	Cycle reservations compulsory
	First Class accommodation available
	Seat reservations available
	Seat reservations recommended
	Interchange with the London Underground
	Minimum connection time where different from the standard 5 minutes
	This station has short platforms and cannot accommodate the full length of some trains. Please listen for announcements regarding which section of the train to alight from
	An Express Café is available for all or part of journey, serving a wide range of hot and cold snacks and beverages
	A Travelling Chef is available for all or part of the journey providing freshly cooked light meals and snacks, served at-seat in First Class, or available from the Express Café
	In addition to an Express Café, an enhanced level of catering, as indicated by X or U is available when boarding at stations that are highlighted
a	Arrival time
c	3 minutes later from 1 April
d	Departure time
e	2 minutes later from 1 April
f	3 minutes later from 30 March
g	2 minutes later from 30 March
h	5 minutes later until 9 February
j	4 minutes later until 9 February
k	2 minutes later until 23 March
m	3 minutes later until 23 March
n	3 minutes earlier from 31 March
q	3 minutes later from 31 March

r	5 minutes later until 10 February
s	Stops to set down only
t	Stops to set down only, 5 minutes earlier from 31 March
u	Stops to pick up only
v	Train departs Bristol Temple Meads before Bristol Parkway
w	6 minutes earlier until 29 March
y	3 minutes earlier on Fridays
aa	5 minutes earlier until 23 March
ab	5 minutes earlier from 30 March
ac	3 minutes earlier from 30 March
ad	6 minutes earlier from 30 March
af	4 minutes earlier from 30 March
ag	5 minutes earlier until 9 February and from 30 March
ah	3 minutes earlier until 30 December and 5 minutes earlier from 31 March
aj	9 minutes earlier from 31 March
ak	4 minutes earlier from 31 March
A	Also calls at Filton Abbey Wood 0721
B	Also calls at Keynsham 0808
D	Runs until 29 March
E	Runs from 1 April
F	The Red Dragon. Also calls at Llanelli 2048, Pembrey & Burry Port 2055, Carmarthen 2121
G	Also calls at Llanelli 0831, Pembrey & Burry Port 0842, Carmarthen 0908
H	Runs until 9 February and from 30 March
J	Runs from 16 February until 23 March
K	Runs until 9 February and from 30 March. Also calls at Llanelli 2116, Pembrey & Burry Port 2123, Carmarthen 2148
L	Runs from 16 February until 23 March. Also calls at Llanelli 2146, Pembrey & Burry Port 2153, Carmarthen 2216
M	Runs from 16 February until 23 March
P	Also calls at Llanelli 1315, Pembrey & Burry Port 1322, Carmarthen 1344
Q	Runs until 10 February
R	Runs from 31 March
S	Also calls at Llanelli 1516, Pembrey & Burry Port 1523, Carmarthen 1545
T	Runs until 10 February. Also calls at Llanelli 1722, Pembrey & Burry Port 1729, Carmarthen 1751

U	Runs from 31 March. Also calls at Llanelli 1722, Pembrey & Burry Port 1729, Carmarthen 1751
V	Also calls at Llanelli 1336, Pembrey & Burry Port 1343, Carmarthen 1405
W	Also calls at Llanelli 1530, Pembrey & Burry Port 1537, Carmarthen 1559
X	Also calls at Llanelli 1728, Pembrey & Burry Port 1735, Carmarthen 1757
Y	The Red Dragon. Also calls at Carmarthen 0730, Feryside 0743, Kidwelly 0750, Pembrey & Burry Port 0758, Llanelli 0805
Z	Also calls at Carmarthen 0935, Pembrey & Burry Port 0956, Llanelli 1003
AA	Also calls at Carmarthen 1530, Pembrey & Burry Port 1550, Llanelli 1558
AB	Also calls at Carmarthen 1655, Pembrey & Burry Port 1715, Llanelli 1722
AD	Also calls at Carmarthen 1909, Pembrey & Burry Port 1929, Llanelli 1936
AE	Also calls at Carmarthen 1728, Pembrey & Burry Port 1748, Llanelli 1755
AF	Also calls at Carmarthen 1855, Pembrey & Burry Port 1915, Llanelli 1922
FO	Service operates Fridays only
FX	Service operates Mondays to Thursdays only
MO	Service operates Mondays only
MX	Service operates Tuesdays to Fridays only
CNM	To Cheltenham Spa
CMM	To Carmarthen
EXD	To Exeter St Davids
NTA	To Newton Abbot
PLY	To Plymouth
PNZ	To Penzance
SOU	To Southampton Central
TAU	To Taunton
WSB	To Westbury

Named trains

BR	The Bristolian
CU	The Capitals United
MV	The Merchant Venturer
SD	The Saint David
TE	The Torbay Express

LONDON PADDINGTON TO BATH SPA, BRISTOL, WESTON-SUPER-MARE AND SOUTH WALES

MONDAYS TO FRIDAYS

Operator	Notes	XC	XC	GW	GW	GW	GW	GW	GW	GW	GW	GW	GW	GW	GW	GW	GW	GW	GW	GW	GW	GW	GW	GW	
Facilities		1	1	1	1	1	1	1	1	1	1	1	1	1	1	1	1	1	1	1	1	1	1	1	
London Paddington	⊕Ⓜd	-	-	-	0527	-	0630	0645	0700	0715	0730	0745	0800	0815	0830	0845	0900	0915	0930	0945	1000	1015	1030	1045	1100
Slough	‡Ⓜd	-	-	-	0405	-	0635	-	0704	-	0713	0736	0743	0806	0813	0836	0906	-	0916	0936	0943	1006	1013	1036	1043
Reading	Ⓜd	-	-	-	0556	-	0656	0711	0726	0742	0757	0811	0827	0842e	0857	0911	0927	0942	0957	1011	1027	1042	1057	1111	1127
Oxford	d	-	-	-	-	-	0655	-	0700	0721	-	-	0821	-	0837	-	0907	0936	-	-	1008	1036	-	-	-
Didcot Parkway	d	-	-	-	-	-	0712	-	0742	0757	-	-	0841	0857	0912	-	-	0957	1012	-	-	1057	1112	-	-
Swindon	d	-	-	0612	0625	-	0730	0738c	0800	0815	0827	0838c	0900	0915	0931	0938c	0955	1015	1031	1038c	1055	1115	1130	1138c	1155
Chippenham	a	-	-	0628	0638	-	0743	-	0813	-	0842	-	0913	-	0943	-	1008	-	1044	-	1109	-	1144	-	1208
Bath Spa	Ⓜa	-	-	-	0652	-	0757	-	0827	-	0855	-	0929	-	0959	-	1023	-	1059	-	1124	-	1159	-	1223
Bristol Temple Meads	Ⓜa	0520d	0520d	-	0707	0719d	0817	-	0845	-	0910	-	0945	-	1015	-	1038	-	1115	-	1140	-	1215	-	1239
Weston-super-Mare	a	-	-	-	0747	-	-	-	0922	-	1001	-	1022	-	1100	-	1121	-	1200	-	1206	-	1300	-	1321
Bristol Parkway	Ⓜd	0538	0538	-	-	0740	-	0808	-	0841	-	0908	-	0941e	-	1008	-	1041	-	1108	-	1141e	-	1208	-
Newport	a	0558	0608	-	0745	0807	-	0832	-	0907	-	0931	-	1004e	-	1031	-	1106	-	1131	-	1204	-	1231	-
Hereford	Ⓜa	0751	0751	-	-	0907	-	0952	-	-	-	1025	-	1106	-	1151	-	-	-	1225	-	1306	-	1353	-
Cardiff Central	Ⓜa	0618	0624	-	0800	0824	-	0846	-	0924	-	0948	-	1021e	-	1046	-	1123	-	1146	-	1221	-	1246	-
Bridgend	a	-	-	-	0823	-	-	0909	-	-	-	1009	-	-	1109	-	-	1209	-	-	-	-	-	-	-
Port Talbot Parkway	a	-	-	-	0836	-	-	0922	-	-	-	1022	-	-	1122	-	-	1222	-	-	-	-	-	-	-
Neath	‡a	-	-	-	0844	-	-	0930	-	-	-	1030	-	-	1130	-	-	1230	-	-	-	-	-	-	-
Swansea	a	-	-	-	0857	-	-	0945	-	-	-	1044	-	-	1143	-	-	1243	-	-	-	-	-	-	-
Train continues to		SOU																							

Operator	Notes	GW	GW	GW	GW	GW	GW	GW	GW	GW	GW	GW	GW	GW	GW	GW	GW	GW	GW	GW	GW	GW	GW	GW	GW
Facilities		1	1	1	1	1	1	1	1	1	1	1	1	1	1	1	1	1	1	1	1	1	1	1	1
London Paddington	⊕Ⓜd	1115	1130	1145	1200	1215	1230	1245	1300	1315	1330	1345	1400	1415	1430	1445	1500	1515	1530	1545	1600	1615	1615	1630	1645
Slough	‡Ⓜd	1106	1113	1136	1143	1206	1213	1236	1243	1306	1313	1336	-	1406	1413	1436	1443	1506	1513	1536	1606	-	-	1613	1638
Reading	Ⓜd	1142	1157	1211	1227	1242	1257	1311	1327	1342	1357	1411	1427	1442e	1457	1512	1527	1542	1557	1611	1627	1641	1645	1657	1711
Oxford	d	1107	1137	-	-	1207	1237	-	-	1307	1401	-	-	1407	1437	-	-	1507	1537	-	-	1607	1607	1637	-
Didcot Parkway	d	1157	1212	-	-	1257	1312	-	-	1357	1412	-	-	1457	1512	-	-	1557	1612	-	-	1656	1701	1712	-
Swindon	d	1215	1230	1238c	1255	1315	1330	1338c	1355	1415	1430	1438c	1455	1515	1530	1541	1555	1615	1630	1638c	1655	1715	1719	1730	1738c
Chippenham	a	-	1244	-	1309	-	1344	-	1408	-	1444	-	1509	-	1544	-	1609	-	1644	-	1711	-	-	1744	-
Bath Spa	Ⓜa	-	1259	-	1324	-	1359	-	1423	-	1459	-	1524	-	1559	-	1624	-	1659	-	1726	-	-	1759	-
Bristol Temple Meads	Ⓜa	-	1315	-	1344	-	1415	-	1439	-	1515	-	1540	-	1615	-	1639	-	1715	-	1741	-	-	1814	-
Weston-super-Mare	a	-	1400	-	1424	-	1500	-	1522	-	1600	-	1624	-	1652	-	1727	-	1752	-	1829	-	-	1851	-
Bristol Parkway	Ⓜd	1241e	-	1308	-	1341	-	1408	-	1441	-	1508	-	1541e	-	1608	-	1641	-	1708	-	1741	1745	-	1808
Newport	a	1306	-	1331	-	1404	-	1430	-	1505	-	1531	-	1605	-	1630	-	1706	-	1731	-	1804	1807	-	1830
Hereford	Ⓜa	-	-	1425	-	1506	-	1551	-	-	-	1625	-	-	-	1722	-	-	-	1825	-	1920	1920	-	1954
Cardiff Central	Ⓜa	1322	-	1346	-	1422	-	1446	-	1522	-	1546	-	1622	-	1646	-	1722	-	1746	-	1819	1822	-	1848
Bridgend	a	-	-	1409	-	-	-	1509	-	-	-	1609	-	-	1709	-	-	1809	-	-	1844	1848	-	-	1909
Port Talbot Parkway	a	-	-	1422	-	-	-	1522	-	-	-	1622	-	-	1722	-	-	1822	-	-	1857	1901	-	-	1922
Neath	‡a	-	-	1430	-	-	-	1530	-	-	-	1630	-	-	1730	-	-	1830	-	-	1904	1909	-	-	1930
Swansea	a	-	-	1443	-	-	-	1543	-	-	-	1643	-	-	1743	-	-	1848	-	-	1918	1922	-	-	1945
Train continues to		TAU																							

Operator	Notes	GW	GW	GW	GW	GW	GW	GW	GW	GW	GW	GW	GW	GW	GW	GW	GW	GW	GW	GW	GW	GW	GW	GW	GW
Facilities		1	1	1	1	1	1	1	1	1	1	1	1	1	1	1	1	1	1	1	1	1	1	1	1
London Paddington	⊕Ⓜd	1700	1715	1730	1745	-	1800	1815	1830	1845	1900	1915	1915	1930	2000	2015	2045	2115	2145	2215	2215	2245	2245	2330	2330
Slough	‡Ⓜd	1704	-	1718	1728	-	-	1758	1816	1830	1847	1906	1906	1914	1943	2006	2036	2105	2135	2204	2204	2239	2236	2334	2334
Reading	Ⓜd	1726	1743	1756	1811	-	1827	1843	1856	1911	1927	1941	1948u	1957	2027	2041	2111	2141	2211	2254	2241	2323	2311	0009	0009
Oxford	d	1706	-	1737	-	-	1807	-	1837	-	1910	-	-	1937	2007	-	2037	2121	2151	2211	2211	2309	2309	0007	0007
Didcot Parkway	d	1742	1757	1811	-	-	1842	1857	1912	-	1942	1957	-	2012	2042	2057	2126	2201	2231	2314	2302	2343	2343	0029	0029
Swindon	d	1800	1815	1830	1838e	1844	1900	1917	1930	1938c	2000	2015	2016	2030	2100	2115	2144	2219	2249	2333	2321	0001	0001	0048	0047
Chippenham	a	1813	-	1843	-	1901	1914	-	1943	-	2015	-	-	2044	2115	-	2157	-	2303	2345	2333	-	-	0101	0101
Bath Spa	Ⓜa	1827	-	1857	-	-	1928	-	1957	-	2029	-	-	2059	2129	-	2211	-	2317	2359	2348	-	-	0115	0115
Bristol Temple Meads	Ⓜa	1844	-	1912	-	-	1943	-	2013	-	2044	-	-	2115	2144	-	2229	-	2332	0015	0004	-	-	0130	0130
Weston-super-Mare	a	1928	-	1948	-	-	2027	-	2053	-	2127	-	-	2150	2228	-	2340	-	0005	-	-	-	-	-	-
Bristol Parkway	Ⓜd	-	1841e	-	1908	-	-	1944	-	2008	-	2042	2043	-	-	2141	-	2247	-	-	-	0027	0027	-	-
Newport	a	-	1911	-	1933	-	-	2007	-	2031	-	2104	2105	-	-	2203	-	2319	-	-	-	0055	0049	0211s	0203s
Hereford	Ⓜa	-	-	-	2038	-	-	2121	-	-	-	2157	2157	-	-	2305	-	-	-	-	-	-	-	-	-
Cardiff Central	Ⓜa	-	1926	-	1949	-	-																		

Operator	Notes	GW	GW	GW	GW	GW	GW	GW	GW	GW	GW	GW	GW	GW	GW	GW	GW	GW	GW	GW	GW	GW	GW	GW	GW	GW
Facilities		1	1	1	1	1	1	1	1	1	1	1	1	1	1	1	1	1	1	1	1	1	1	1	1	1
Swansea	d	-	-	-	-	0807	-	-	0921	-	1021	-	1121	-	1221	-	1321	-	1421	-	-	1521	-	-	-	-
Neath	‡d	-	-	-	-	0819	-	-	0933	-	1033	-	1133	-	1233	-	1333	-	1433	-	-	1533	-	-	-	-
Port Talbot Parkway	d	-	-	-	-	0826	-	-	0940	-	1040	-	1140	-	1240	-	1340	-	1440	-	-	1540	-	-	-	-
Bridgend	d	-	-	-	-	0838	-	-	0952	-	1052	-	1152	-	1252	-	1352	-	1452	-	-	1552	-	-	-	-
Cardiff Central	⑦d	-	-	0745	-	0905	-	-	1015	-	1115	-	1215	-	1315	-	1415	-	1515	-	-	1615	-	-	-	-
Newport	d	-	-	0803	-	0919	-	-	1032	-	1132	-	1232	-	1332	-	1432	-	1532	-	-	1632	-	-	-	-
Bristol Parkway	⑦d	-	-	0832	-	0948	-	-	1101	-	1201	-	1301	-	1401	-	1501	-	1601	-	-	1701	-	-	-	-
Weston-super-Mare	d	-	-	-	0811	-	-	-	0956	-	-	-	-	-	1251	-	-	-	1451	-	-	-	-	-	-	1702
Bristol Temple Meads	Ⓜd	0745	0815	-	0845	-	0948	1030	-	1130	-	1230	-	1330	-	1430	-	1530	-	1600	1630	-	1700	-	1730	-
Bath Spa	⑦d	0758	0828	-	0858	-	1001	1043	-	1143	-	1243	-	1343	-	1443	-	1543	-	1613	1643	-	1713	-	1743	-
Chippenham	d	0810	0840	-	0910	-	1013	1055	-	1155	-	1255	-	1355	-	1455	-	1555	-	1625	1655	-	1725	1737	1755	-
Swindon	a	0824	0855	0858	0924	1013	1027	1110	1126	1210	1226	1310	1326	1410	1426	1510	1526	1610	1626	1640	1710	1726	1740	1755	1810	-
Didcot Parkway	a	0844	-	-	0944	-	1044	1128	1146	1228	1246	1328	1346	1430	1446	1530	1546	1630	1646	1658	1728	1746	1758	-	-	-
Reading	⑦a	0859	-	0930	0959	1042	1101	1148ah	1202	1245	1302	1348	1402	1448	1502	1548	1602	1648	1702	1719	1748	1802	1818	-	1848aj	
London Paddington	⊕Ⓜa	0943	-	1007	1043	1122	1144	1221	1242	1322	1342	1422	1442	1523	1542	1622	1643	1722	1743	1800	1822	1844	1859	-	1922	
Train continues to		CNM																								

Operator	Notes	GW	GW	GW	GW	GW	GW	GW	GW	GW	GW	GW	GW	GW	GW	GW	GW	GW	GW	GW	GW	GW	GW	GW	GW	GW
Facilities		AA	H	H	H	H	AB	H	H	AD	H	H	H	H	H	H	H	H	H	H	H	H	H	H	H	H
Swansea	d	1621	-	1651	-	-	1751	-	-	1851	-	1959	-	-	-	-	-	-	-	-	-	-	-	-	-	-
Neath	‡d	1633	-	1703	-	-	1803	-	-	1903	-	2011	-	-	-	-	-	-	-	-	-	-	-	-	-	-
Port Talbot Parkway	d	1640	-	1710	-	-	1810	-	-	1910	-	2018	-	-	-	-	-	-	-	-	-	-	-	-	-	-
Bridgend	d	1652	-	1722	-	-	1822	-	-	1922	-	2030	-	-	-	-	-	-	-	-	-	-	-	-	-	-
Cardiff Central	⑦d	1715	-	1750	-	-	1850	-	-	1950	-	2055	-	-	-	-	-	-	-	-	-	-	-	-	-	-
Newport	d	1732	-	1804	-	-	1904	-	-	2004	-	2109	-	-	-	-	-	-	-	-	-	-	-	-	-	-
Bristol Parkway	⑦d	1801	-	1833	-	-	1933	-	-	2033	-	2138	-	-	-	-	-	-	-	-	-	-	-	-	-	-
Weston-super-Mare	d	-	1729	-	-	-	-	-	1927	-	2026	-	-	-	-	-	-	-	-	-	-	-	-	-	-	-
Bristol Temple Meads	Ⓜd	-	1800	-	1830	1900	-	-	2000	-	2100	-	2210	-	-	-	-	-	-	-	-	-	-	-	-	-
Bath Spa	⑦d	-	1813	-	1843	1913	-	-	2013	-	2113	-	2223	-	-	-	-	-	-	-	-	-	-	-	-	-
Chippenham	d	-	1825	-	1855	1925	-	2004	2025	-	2124	-	2235	-	-	-	-	-	-	-	-	-	-	-	-	-
Swindon	a	1826	1840	1857	1910	1940	1957	2021	2040	2057	2140	2204	2250	-	-	-	-	-	-	-	-	-	-	-	-	-
Didcot Parkway	a	1846	1858	1915	-	1958	2015	-	2058	-	2200	-	2309	-	-	-	-	-	-	-	-	-	-	-	-	-
Reading	⑦a	1902	1918	1933	1948	2018	2033	-	2122	2133	2218	2243	2327	-	-	-	-	-	-	-	-	-	-	-	-	-
London Paddington	⊕Ⓜa	1944	1957	2012	2022	2101ak	2113	-	2202	2213	2259	2322	0011	-	-	-	-	-	-	-	-	-	-	-	-	-
Train continues to		CNM																								

Operator	Notes	GW	GW	GW	GW	GW	GW	GW	GW	GW	GW	GW	GW	GW	GW	GW	GW	GW	GW	GW	GW	GW	GW	GW	GW	GW
Facilities		1	1	1	1	1	1	1	1	1	1	1	1	1	1	1	1	1	1	1	1	1	1	1	1	1
Swansea	d	-	-	-	-	0740	-	-	0845	-	0955	-	1055	-	1155	-	1300	-	1400	-	-	1500	-	-	-	-
Neath	‡d	-	-	-	-	0752	-	-	0857	-	1010	-	1110	-	1210	-	1312	-	1412	-	-	1514	-	-	-	-
Port Talbot Parkway	d	-	-	-	-	0759	-	-	0904	-	1018	-	1118	-	1218	-	1320	-	1420	-	-	1522	-	-	-	-
Bridgend	d	-	-	-	-	0811	-	-	0916	-	1030	-	1130	-	1230	-	1332	-	1432	-	-	1534	-	-	-	-
Cardiff Central	⑦d	-	-	0735	-	0835	-	-	0940	-	1055	-	1155	-	1255	-	1355	-	1455	-	-	1555	-	-	-	-
Newport	d	-	-	0753	-	0855	-	-	0956	-	1109	-	1209	-	1309	-	1411	-	1509	-	-	1611	-	-	-	-
Bristol Parkway	⑦d	-	-	0830	-	0930	-	-	1030	-	1145	-	1245	-	1345	-	1445	-	1545	-	-	1645	-	-	-	-
Weston-super-Mare	d	-	-	-	0811	-	-	-	1013	-	-	-	-	-	1251	-	-	-	1451	-	-	-	-	-	-	1702
Bristol Temple Meads	Ⓜd	0745	0815	-	0845	-	0948	-	1045	1130	-	1230	-	1330	-	1430	-	1530	-	1600	1630	-	1700	-	1730	-
Bath Spa	⑦d	0758	0828	-	0858	-	1001	-	1101	1143	-	1243	-	1343	-	1443	-	1543	-	1613	1643	-	1713	-	1743	-
Chippenham	d	0810	0840	-	0910	-	1013	-	1113	1155	-	1255	-	1355	-	1455	-	1555	-	1625	1655	-	1725	1737	1755	-
Swindon	a	0824	0855	0908	0924	1013	1027	1109	1128	1210	1227	1310	1327	1410	1427	1510	1526	1610	1627	1640	1710	1727	1740	1755	1810	-
Didcot Parkway	a	0844	-	-	0944	-	1044	1129	1146	1228	1246	1328	1346	1430	1446	1530	1546	1630	1646	1658	1728	1746	1758	-	-	-
Reading	⑦a	0859	-	0943	0959	1049	1101	1150	1201	1245	1302	1348	1401	1448	1501	1548	1602	1648	1702	1719	1748	1802	1818	-	1846	
London Paddington	⊕Ⓜa	0943	-	1021	1043	1127	1144	1229	1244	1322	1343	1422	1443	1523	1543	1622	1643	1722	1742	1759	1822	1844	1857	-	1922	
Train continues to		CNM																								

Operator	Notes	GW	GW	GW	GW	GW	GW	GW	GW	GW	GW	GW	GW	GW	GW	GW	GW	GW	GW	GW	GW	GW	GW	GW	GW	GW
Facilities		1	1	1	1	1	1	1	1	1	1	1	1	1	1	1	1	1	1	1	1	1	1	1	1	1
Swansea	d	1600	-	1630	-	-	1725	-	-	1825	-	1955	-	-	-	-	-	-	-	-	-	-	-	-	-	-
Neath	‡d	1613	-	1642	-	-	1737	-	-	1837	-	2007	-	-	-	-	-	-	-	-	-	-	-	-	-	-
Port Talbot Parkway	d	1621	-	1649	-	-	1744	-	-	1844	-	2014	-	-	-	-	-	-	-	-	-	-	-	-	-	-
Bridgend	d	1633	-	1702	-	-	1757	-	-	1856	-	2026	-	-	-											