

national rail

online

www.nationalrail.co.uk

telephone

08457 48 49 50

All calls charged at local rate and may be recorded.

call TrainTracker™

0871 200 49 50

For up-to-the-minute journey planning for today and beyond. Calls to TrainTracker cost 10p a minute from a BT fixed phone. Charges from other operators may vary.

text station name to TrainTracker™

8 49 50

For live departure and arrival times direct to your mobile. TrainTracker texts cost 25p for each successful response (plus usual text costs).

textphone

0845 60 50 600

live travel info and free travel alerts

Visit www.londonmidland.com for live train running information, station arrival and departure boards, and to download our latest timetables. You can also register for free travel alerts at www.londonmidland.com/disruption

create your own timetable

Why not create and download a timetable for your own personal journey at www.londonmidland.com? It's quick and easy to do and even includes short-notice alterations.

engineering works

Maintenance work on the track and signals normally takes place overnight and at weekends. Planned timetable alterations can be found on our website and on station posters at least two weeks in advance, but it's worth double-checking before travelling.

bank holidays

We will be running amended timetables over Christmas, Easter and the early May bank holiday. Details will be available on our website and on posters at stations.

getting assistance at the station

Call us on 0800 092 4260 if you need some help getting on or off the trains and we'll make the necessary arrangements. Please give at least 24 hours notice if possible.

bringing your bike

Bikes are welcome on board our trains, but please be extra careful when it's busy. On weekdays, only folding bikes are allowed on trains arriving at London Euston between 0700-1000, and departing between 1600-1900. Unfortunately we cannot carry three-wheelers and tandems at any time.

how to read our timetables

Each timetable lists departure times from the stations that make up that route. This sample timetable shows you what to look for when planning your journey.

To find your train time, simply choose the timetable for the day you plan to travel, find the station you're leaving from, and look along that row for available times.

The header shows the direction of travel and also names the main places the train goes through.

These are the stations the train calls at in order

Where there are symbols above a journey please refer to the notes at the bottom of the timetable.

Not all trains stop at every station - if no time is shown against a station then that train won't stop there.

Birmingham - Rugby - Northampton - London

Mondays to Fridays

	MX			SN				VT			SN										
Birmingham New Street																					
Birmingham International																					
Coventry																					
Rugby																					
Long Buckby																					
Northampton																					
Northampton	23:46p	0415	0448																		
Wolverton	23:58p	0427	0500																		
Milton Keynes Central	00:04	0330	0431	0504	0505																
Bletchley	00:09	0335	0436	0509	0521	0554	0602														
Leighton Buzzard	00:15	0341	0442	0515	0532	0544	0605	0614													
Beddingford	00:20			0520	0556																
Ting	00:29	0353	0454	0529	0556																
Berkhamsted	00:34	0358	0459	0534	0547	0601	0617														
Hemel Hempstead	00:38	0402	0503	0538	0552	0605	0622														
Apsley				0541	0608																
Kings Langley	00:46	0410	0511	0550	0552	0612	0629	0633													
Watford Junction				0545	0612																
Buhey	00:52	0416	0517	0556	0558	0623															
Harrow & Wealdstone	00:56	0420	0521		0559	0617	0629	0633													
Amley Heath				0548	0612																
Shepherds Bush				0549	0612																
London Euston	01:08	0434	0535	0610	0619	0637	0649	0650	0706												

- M** first class accommodation available
- o** seat reservations available
- o** bicycle reservations essential
- o** buffet service of hot snacks, sandwiches and hot & cold drinks available

- SN** Southern
- VT** Virgin Trains
- MX** train does not run on Mondays

- A** Southern trains will not run between Milton Keynes Central and Watford Junction until 26 January 2009
- a** arrival time
- c** time applies from 26 January only
- d** departure time
- p** previous night
- u** stops to pick up only

Trains run on the days shown here. There are separate tables for Mondays to Fridays, Saturdays and Sundays.

Arrows mean the train doesn't stop at these stations.

These notes explain any symbols used.

comments and suggestions

You can get in touch with our customer relations team between 0700-1900 on weekdays, and 0800-1600 at weekends.

email comments@londonmidland.com
tel 0121 634 2040
fax 0121 654 1234
web www.londonmidland.com
address London Midland, PO Box 4323, Birmingham, B2 4JB

We'll do our best to resolve any problem, but if you're unhappy with our response you can contact:

London Travelwatch

email info@londontravelwatch.org.uk
tel 020 7505 9000
fax 020 7505 9003
web www.londontravelwatch.org.uk
address 6 Middle St, London, EC1A 7JA

Passenger Focus

email info@passengerfocus.org.uk
tel 03001 23 23 50
fax 08458 50 13 92
web www.passengerfocus.org.uk
address Freeport (RRRE-ETTC-LEET), PO Box 4257,
 Manchester, M60 3AR

community rail partnership

The Community Rail Partnership brings together the local community, businesses, local government and the railway to secure the long term future of the Abbey Line and the Marston Vale Line. For more information about how you can get involved please contact the CRP officer.

Abbey Line Community Rail Partnership

email crp@hertsgov.gov.uk
tel 07770 993 162
web www.abbeyline.org.uk

Marston Vale Community Rail Partnership

Stephen Sleight

email stephens@bedsrcc.org.uk
web www.marstonvalecommunityrail.org.uk

rail user groups

If you'd like to get more involved with the development of your rail services, it's worth joining your local rail user group.

Abbey Flyer Users Group

John Webster, Chairman

email john.w.webster@ntlworld.com

tel 01727 752 613

Bedford to Bletchley Rail Users Association

Richard Crane, Chairman

email chairman@bbrua.org.uk

tel 01234 351 771

web www.bbrua.org.uk

Lichfield Railway Promotion Group

Anthony Wiggall, Chair

email lichrail@googlemail.com

Long Buckby & Daventry Rail Users Group

Paul Whiffin, Treasurer

address Wharfdale, Long Buckby Wharf, Long Buckby, NN6 7PP

Milton Keynes Rail Users Group

email info@mkrailusers.org.uk

web www.mkrailusers.org.uk

North Staffs Rail Promotion Group

John Heal

email jhnorthstaffrail@hotmail.co.uk

Northampton Rail Users Group

Paul Minton, Secretary

email pamin100@aol.com

web www.northamptonrug.org.uk

Nuneaton & Bedworth Rail Users Group

Mark Whiteleg

email nuneatonrug@btconnect.com

Rugby Rail Users Group

Alan Turner, Secretary

email secretary@rugbyrailusersgroup.org.uk

web www.rugbyrailusersgroup.org.uk

Watford Rail Users Group

The Secretary

email wrug2@hotmail.co.uk

Bedford – Bletchley








Key

- stations served by this table
- stations **not** served by this table

Bletchley - Bedford




Mondays to Fridays


	▼	▼	▼	▼	▼	▼	▼	▼	▼	▼	▼	▼	▼	▼	▼	
 Bletchley	0541	0637	0732	0839	1001	1101	1201	1301	1401	1501	1547	1647	1731	1831	2001	2101
Fenny Stratford	0544	0640	0735	0842	1004	1104	1204	1304	1404	1504	1550	1650	1734	1834	2004	2104
Bow Brickhill	0548	0644	0739	0846	1008	1108	1208	1308	1408	1508	1554	1654	1738	1838	2008	2108
Woburn Sands	0552	0648	0743	0850	1012	1112	1212	1312	1412	1512	1558	1658	1742	1842	2012	2112
Aspley Guise	0555	0651	0746	0853	1015	1115	1215	1315	1415	1515	1601	1701	1745	1845	2015	2115
Ridgmont	0558	0654	0749	0856	1018	1118	1218	1318	1418	1518	1604	1704	1748	1848	2018	2118
Lidlington	0602	0658	0753	0900	1022	1122	1222	1322	1422	1522	1608	1708	1752	1852	2022	2122
Millbrook	0605	0701	0756	0903	1025	1125	1225	1325	1425	1525	1611	1711	1755	1855	2025	2125
Stewartby	0609	0705	0800	0907	1029	1129	1229	1329	1429	1529	1615	1715	1759	1859	2029	2129
Kempston Hardwick	0612	0708	0803	0910	1032	1132	1232	1332	1432	1532	1618	1718	1802	1902	2032	2132
 Bedford St Johns	0619	0715	0810	0917	1039	1139	1239	1339	1439	1539	1625	1725	1809	1909	2039	2139
 Bedford	0625	0721	0816	0923	1045	1145	1245	1345	1445	1545	1631	1731	1815	1915	2045	2145

 PLUSBUS through ticketing available
 limited bicycle space on this train

Bletchley - Bedford




Saturdays



	▼	▼	▼	▼	▼	▼	▼	▼	▼	▼	▼	▼	▼	▼	▼	
 Bletchley	0541	0637	0732	0839	1001	1101	1201	1301	1401	1501	1547	1647	1731	1831	2001	2101
Fenny Stratford	0544	0640	0735	0842	1004	1104	1204	1304	1404	1504	1550	1650	1734	1834	2004	2104
Bow Brickhill	0548	0644	0739	0846	1008	1108	1208	1308	1408	1508	1554	1654	1738	1838	2008	2108
Woburn Sands	0552	0648	0743	0850	1012	1112	1212	1312	1412	1512	1558	1658	1742	1842	2012	2112
Aspley Guise	0555	0651	0746	0853	1015	1115	1215	1315	1415	1515	1601	1701	1745	1845	2015	2115
Ridgmont	0558	0654	0749	0856	1018	1118	1218	1318	1418	1518	1604	1704	1748	1848	2018	2118
Lidlington	0602	0658	0753	0900	1022	1122	1222	1322	1422	1522	1608	1708	1752	1852	2022	2122
Millbrook	0605	0701	0756	0903	1025	1125	1225	1325	1425	1525	1611	1711	1755	1855	2025	2125
Stewartby	0609	0705	0800	0907	1029	1129	1229	1329	1429	1529	1615	1715	1759	1859	2029	2129
Kempston Hardwick	0612	0708	0803	0910	1032	1132	1232	1332	1432	1532	1618	1718	1802	1902	2032	2132
 Bedford St Johns	0619	0715	0810	0917	1039	1139	1239	1339	1439	1539	1625	1725	1809	1909	2039	2139
 Bedford	0625	0721	0816	0923	1045	1145	1245	1345	1445	1545	1631	1731	1815	1915	2045	2145

 PLUSBUS through ticketing available
 ▼ limited bicycle space on this train

Bedford – Bletchley




Mondays to Fridays



	▼	▼	▼	▼	▼	▼	▼	▼	▼	▼	▼	▼	▼	▼	▼	
 Bedford	0631	0731	0831	0933	1055	1155	1255	1355	1455	1555	1637	1737	1825	1935	2055	2156
 Bedford St Johns	0634	0734	0834	0936	1058	1158	1258	1358	1458	1558	1640	1740	1828	1938	2058	2159
Kempston Hardwick	0641	0741	0841	0943	1105	1205	1305	1405	1505	1605	1647	1747	1835	1945	2105	2206
Stewartby	0644	0744	0844	0946	1108	1208	1308	1408	1508	1608	1650	1750	1838	1948	2108	2209
Millbrook	0648	0748	0848	0950	1112	1212	1312	1412	1512	1612	1654	1754	1842	1952	2112	2213
Lidlington	0651	0751	0851	0953	1115	1215	1315	1415	1515	1615	1657	1757	1845	1955	2115	2216
Ridgmont	0656	0756	0856	0958	1120	1220	1320	1420	1520	1620	1702	1802	1850	2000	2120	2221
Aspley Guise	0659	0759	0859	1001	1123	1223	1323	1423	1523	1623	1705	1805	1853	2003	2123	2224
Woburn Sands	0702	0802	0902	1004	1126	1226	1326	1426	1526	1626	1708	1808	1856	2006	2126	2227
Bow Brickhill	0706	0806	0906	1008	1130	1230	1330	1430	1530	1630	1712	1812	1900	2010	2130	2231
Fenny Stratford	0709	0809	0909	1011	1133	1233	1333	1433	1533	1633	1715	1815	1903	2013	2133	2234
 Bletchley	0714	0814	0914	1016	1138	1238	1338	1438	1538	1638	1720	1820	1908	2018	2138	2239

 PLUSBUS through ticketing available
 limited bicycle space on this train

Bedford – Bletchley

Saturdays

	▼	▼	▼	▼	▼	▼	▼	▼	▼	▼	▼	▼	▼	▼	▼	
 Bedford	0631	0731	0831	0933	1055	1155	1255	1355	1455	1555	1637	1737	1825	1935	2055	2156
 Bedford St Johns	0634	0734	0834	0936	1058	1158	1258	1358	1458	1558	1640	1740	1828	1938	2058	2159
Kempston Hardwick	0641	0741	0841	0943	1105	1205	1305	1405	1505	1605	1647	1747	1835	1945	2105	2206
Stewartby	0644	0744	0844	0946	1108	1208	1308	1408	1508	1608	1650	1750	1838	1948	2108	2209
Millbrook	0648	0748	0848	0950	1112	1212	1312	1412	1512	1612	1654	1754	1842	1952	2112	2213
Lidlington	0651	0751	0851	0953	1115	1215	1315	1415	1515	1615	1657	1757	1845	1955	2115	2216
Ridgmont	0656	0756	0856	0958	1120	1220	1320	1420	1520	1620	1702	1802	1850	2000	2120	2221
Aspley Guise	0659	0759	0859	1001	1123	1223	1323	1423	1523	1623	1705	1805	1853	2003	2123	2224
Woburn Sands	0702	0802	0902	1004	1126	1226	1326	1426	1526	1626	1708	1808	1856	2006	2126	2227
Bow Brickhill	0706	0806	0906	1008	1130	1230	1330	1430	1530	1630	1712	1812	1900	2010	2130	2231
Fenny Stratford	0709	0809	0909	1011	1133	1233	1333	1433	1533	1633	1715	1815	1903	2013	2133	2234
 Bletchley	0714	0814	0914	1016	1138	1238	1338	1438	1538	1638	1720	1820	1908	2018	2138	2239

 PLUSBUS through ticketing available
 limited bicycle space on this train