

Table 123

Mondays to Fridays

South Wales and Bristol - Weymouth and Portsmouth

Network Diagram - see first Page of Table 123

Miles	Miles	Miles		GW MX	GW MX	GW	GW	GW	GW	GW	GW	GW	GW	GW	GW	GW	GW	GW	SW	GW	GW	GW					
0	0	—	Cardiff Central	d																							
11%	11%	—	Newport (South Wales)	d																							
21%	21%	—	Severn Tunnel Jn	d																							
33%	33%	—	Filton Abbey Wood	d																							
38%	38%	—	Bristol Temple Meads	d	23p20			05 20			05 44																
42%	42%	—	Keynsham	d	23p27						05 51				06 48	07 22			07 49	08 22	08 41	08 51	09 05	09 22			
48%	48%	—	Oldfield Park	d	23p34						05 58				07 02				08 03		08 55		09 17				
—	—	—	London Paddington	d		23p45																		09 06			
—	—	0	Swindon	d										06 12													
—	—	16%	Chippenham	d										06 28													
—	—	23	Melksham	d										06 37													
49%	49%	—	Bath Spa	d	23p38						06 02				07 06	07 35			08 07	08 35	08 59	09 07	09 21	09 35			
56%	56%	—	Freshford	d	23p47						06 12				07 15				08 16	08 35	09 08						
57%	57%	—	Avoncliff	d	23p50						06 14				07 18				08 19	08 35	09 11						
59	59	—	Bradford-on-Avon	d	23p54						05 44				07 22	07 47			08 23	08 47	09 15	09 20	09 33				
62%	62%	28%	Trowbridge	d	23p59						05 52				07 28	07 53			08 29	08 53	09 21	09 27	09 39	09 51			
66%	66%	32%	Westbury	a	00 07	01 35					05 59			06 32	06 47	07 01			07 35	08 00	08 25	08 36	09 00	09 28	09 33	09 49	09 58
—	—	72	Frome	d	00 08		05 24	05 49			06 25			06 37	06 47	07 01			08 01	08 25	08 36	09 01	09 31	09 39	09 59		
—	—	82%	Bruton	d	00a19						06a35				06 56					09 01	09 25	09 31	09 39	09 59			
—	—	86	Castle Cary	a											07 13					09 01	09 25	09 31	09 39	09 59			
—	—	—	Yeovil Pen Mill	d											07 14					09 01	09 25	09 31	09 39	09 59			
—	—	97%	Thornford	d											07 35					09 01	09 25	09 31	09 39	09 59			
—	—	101	Yetminster	d											07x39					09 01	09 25	09 31	09 39	09 59			
—	—	102	Chetnole	d											07x42					09 01	09 25	09 31	09 39	09 59			
—	—	104	Maiden Newton	d											07x46					09 01	09 25	09 31	09 39	09 59			
—	—	110%	Dorchester West	d											07 58					09 01	09 25	09 31	09 39	09 59			
—	—	118%	Upwey	a											08 09					09 01	09 25	09 31	09 39	09 59			
—	—	122%	Weymouth	a											08 16					09 01	09 25	09 31	09 39	09 59			
—	—	125%	Weymouth	a											08 24					09 01	09 25	09 31	09 39	09 59			
67%	—	—	Dilton Marsh	d											07x03					09 01	09 25	09 31	09 39	09 59			
71	—	—	Warminster	d			05 32	05 57			06 45				07 12				08 09	09 01	09 25	09 31	09 39	09 59			
90%	—	—	Salisbury	a			05 55	06 18			07 10				07 36				08 32	09 01	09 25	09 31	09 39	09 59			
—	—	—	Romsey	d				06 19			07 11				07 36				08 32	09 01	09 25	09 31	09 39	09 59			
107%	—	—	Southampton Central	a				06 38			07 30				07 56				08 50	09 01	09 25	09 31	09 39	09 59			
115%	—	—	Fareham	a				06 49			07 40				08 09				09 04	09 01	09 25	09 31	09 39	09 59			
130	—	—	Cosham	a				07 14			08 05				09 27				09 27	09 01	09 25	09 31	09 39	09 59			
135%	—	—	Fratton	a				07 15			08 06				09 27				09 27	09 01	09 25	09 31	09 39	09 59			
139%	—	—	Portsmouth & Southsea	a				07 23			08 13				09 35				09 35	09 01	09 25	09 31	09 39	09 59			
140%	—	—	Portsmouth Harbour	a				07 34			08 20				09 42				09 42	09 01	09 25	09 31	09 39	09 59			
141%	—	—	Havant	a				07 38			08 24				09 46				09 46	09 01	09 25	09 31	09 39	09 59			
—	—	—	Chichester	a				07 45			08 30				09 55				10 54	09 01	09 25	09 31	09 39	09 59			
—	—	—	Barnham	a																							
—	—	—	Worthing	a																							
—	—	—	Shoreham-by-Sea	a																							
—	—	—	Hove	a																							
—	—	—	Brighton	a																							

A The Night Riviera

B The Devon Express

For connections from Swansea please refer to Table 128.  
 For connections from Plymouth and Exeter St Davids please refer to Table 135.  
 For connections to Bournemouth please refer to Table 158

For Bus Connections for either to or from Yeovil Junction and Yeovil Pen Mill please see Table 123A

Table 123

Mondays to Fridays

South Wales and Bristol - Weymouth and Portsmouth

Network Diagram - see first Page of Table 123

	GW	GW	GW	GW	GW	GW	GW	GW	GW	GW	GW	SW	GW	GW	GW	GW	GW	GW	GW	GW	SW				
<b>Cardiff Central</b>	d		09 30			10 30							11 30								14 30				
Newport (South Wales)	d		09 44			10 44							11 44								14 44				
Sewern Tunnel Jn.	d		09 55																						
Filton Abbey Wood	d	09 23	10 09		10 25	11 09		11 23					12 09	12 25							14 25	15 09	15 23		
<b>Bristol Temple Meads</b>	d	09 49	10 22		10 49	11 22		11 49					12 22	12 39	12 51						14 48	15 22	15 44	15 51	
Keynsham	d	09 56			10 56			11 56					12 46	12 58							14 55		15 51	15 58	
Oldfield Park	d	10 03			11 03			12 03					12 53								15 02		15 58		
London Paddington	d							11 06															15 06		
Swindon	d																								
Chippenham	d																								
Melksham	d																								
<b>Bath Spa</b>	d	10 07	10 35		11 07	11 35		12 07					12 35	12 57	13 07						15 06	15 35	16 02	16 07	
Freshford	d	10 16			11 16			12 16						13 06							15 15		16 11		
Avoncliff	d	10 18			11 19			12 19						13 08							15 18		16 13		
Bradford-on-Avon	d	10 22	10 47		11 23	11 47		12 23					12 47	13 12	13 20						15 22	15 47	16 17	16 22	
Trowbridge	d	10 29	10 53		11 29	11 53		12 29					12 53	13 19	13 27						15 28	15 53	16 24	16 28	
<b>Westbury</b>	a	10 36	11 00		11 36	12 00	12 21	12 36					13 00	13 26	13 33	13 57	14 00	14 36	15 00		15 35	16 00	16 22	16 33	16 36
	d	10 08	10 37	11 01	11 11	12 01	12 22	12 37					13 01	13 27	13 39	13 59	14 01	14 37	15 01	15 11	15 20	15 38	16 01	16 23	16 39
Frome	d	10 46						12 49										14a50			15 47				
Bruton	d	10 58						13 01													15 58				
Castle Cary	a	11 03					12 39	13 06						14 16							16 04		16 41		
	d	11 03						13 06													16 09				
Yeovil Pen Mill	d	11 17						13 20													16 24				
Thornford	d	11x22						13x25													16x28				
Yetminster	d	11x25						13x28													16x31				
Chetnole	d	11x29						13x32													16x35				
Maiden Newton	d	11 41						13 44													16 47				
Dorchester West	d	11 54						13 54													16 58				
Upwey	a	12 02						14 02													17 05				
<b>Weymouth</b>	a	12 09						14 09													17 10				
Dilton Marsh	d	10x10			11x13									13x29							15x13				
Warminster	d	10a19			11 09	11 21		12 09					13 09	13 36	13 46						15 09	15a22		16 09	16 47
<b>Salisbury</b>	a				11 32	11 41		12 32					13 32	13 58	14 10						15 32		16 32	17 09	
	d				11 32	11 42		12 32					13 32	13 59							15 32		16 32		
Romsey	d				11 50	12 10		12 50					13 50	14 19							15 50		16 50		
<b>Southampton Central</b>	a				12 04	12 22		13 04					14 04	14 32							15 04		17 04		
Fareham	a				12 27			13 27					14 27	14 55							15 27		17 27		
	d				12 27			13 27					14 27	14 56							15 27		17 27		
Cosham	a				12 35			13 35					14 35	15 04							15 35		17 35		
Fratton	a				12 42			13 42					14 42								15 42		17 42		
Portsmouth & Southsea	a				12 46			13 46					14 46								15 46		17 46		
<b>Portsmouth Harbour</b>	a				12 54			13 54					14 54								15 54		17 54		
Havant	a												15 10												
<b>Chichester</b>	a												15 21												
Barnham	a												15 29												
Worthing	a												15 45												
Shoreham-by-Sea	a												15 56												
Hove	a												16 07												
Brighton	a												16 14												

A The Mayflower

B from Bristol Temple Mead

For connections from Swansea please refer to Table 128.  
 For connections from Plymouth and Exeter St Davids please refer to Table 135.  
 For connections to Bournemouth please refer to Table 158

For Bus Connections for either to or from Yeovil Junction and Yeovil Pen Mill please see Table 123A

Table 123

Mondays to Fridays

South Wales and Bristol - Weymouth and Portsmouth

Network Diagram - see first Page of Table 123

		GW	GW	GW	GW		GW	GW	GW	GW	GW	GW	GW	GW		GW	GW	GW	GW	GW	GW	GW	GW	GW
		◇	◇				◇	◇	◇	◇	◇	◇	◇	◇		◇	◇	◇	◇	◇	◇	◇	◇	◇
Cardiff Central 7	d	15 30																						
Newport (South Wales)	d	15 44																						
Severn Tunnel Jn.	d																							
Filton Abbey Wood	d	16 09	16 25	16 49		16 55			17 23	17 49				18 09	18 25			19 09		19 23	20 09			21 08
Bristol Temple Meads 10	d	16 22	16 49	17 07		17 14		17 22	17 49	18 07			18 22	18 49		19 22		19 49	20 22			20 49		21 23
Keynsham	d		16 56	17 14				17 56	18 14					18 56				19 56				20 56		
Oldfield Park	d		17 03	17 21		17 26			18 03	18 21				19 03				20 03				21 03		
London Paddington 15	d						16 36				17 33					18 06		18 33				19 45		20 35
Swindon	d												18 44											
Chippenham	d												19 01											
Melksham	d												19 11											
Bath Spa 14	d	16 35	17 07	17 25		17 31		17 37	18 07	18 25			18 35	19 07			19 35		20 07	20 35		21 07		21 36
Freshford	d		17 16			17 40			18 16	18 34				19 16				20 16				21 16		
Avoncliff	d		17 19						18 19	18 37				19 19				20 19				21 19		
Bradford-on-Avon	d	16 47	17 23	17 37		17 45		17 50	18 23	18 41			18 47	19 23		19 47		20 23	20 47		21 23		21 48	
Trowbridge	d	16 53	17 30	17 44		17 51		17 57	18 29	18 47			18 53	19 29		19 53		20 29	20 53		21 29		21 55	
Westbury	a	17 00	17 36	17 51		17 58	18 02	18 05	18 36	18 56	18 59	19 00	19 27	19 36		19 52	20 00	20 04	20 36	21 00	21 05	21 36	21 56	22 03
Frome	d	17 01	17 11	17 39	17 54		18 04	18 05	18 40		19 01	19 02	19 41			19 53	20 01	20 05	20 37	21 01	21 05	21 38	21 57	22 03
Bruton	d		18 00						18 49							20a04			20a48			21 49		
Castle Cary	a		18 05				18 20				19 17							20 23			21 23	22 06	22 14	
Yeovil Pen Mill	d		18 06						19 06												22 06			
Thornford	d		18x26						19x25												22x25			
Yetminster	d		18x29						19x28												22x28			
Chetnole	d		18x33						19x32												22x32			
Maiden Newton	d		18 45						19 44												22 44			
Dorchester West	d		18 58						19 54												22 54			
Upwey	a		19 06						20 02												23 02			
Weymouth	a		19 14						20 10												23 10			
Dilton Marsh	d		17x13		17x56								19x43											22x06
Warminster	d	17 09	17a22		18a05			18 13				19 09	19 51			20 09					21 09			22 11
Salisbury	a	17 32						18 35				19 32	20 13			20 32					21 32			22 32
Romsey	d	17 50						18 35				19 32	20 14			20 32					21 32			22 32
Southampton Central	a	18 04						18 54				19 50	20 35			20 50					21 50			22 53
Fareham	a	18 27						19 04				20 04	20 48			21 04					22 02			23 04
Cosham	d	18 27						19 27				20 27				21 27					22 42			23 27
Fratton	a	18 48						19 42				20 42				21 41					22 56			23 44
Portsmouth & Southsea	a	18 52						19 46				20 46				21 45					22 59			23 48
Portsmouth Harbour	a	19 00						19 54				20 54				21 52					23 04			23 54
Havant	a																							
Chichester 12	a																							
Barnham	a																							
Worthing 13	a																							
Shoreham-by-Sea	a																							
Hove 14	a																							
Brighton 10	a																							

For connections from Swansea please refer to Table 128.  
 For connections from Plymouth and Exeter St Davids please refer to Table 135.  
 For connections to Bournemouth please refer to Table 158

For Bus Connections for either to or from Yeovil Junction and Yeovil Pen Mill  
 please see Table 123A

South Wales and Bristol - Weymouth and Portsmouth

Network Diagram - see first Page of Table 123

		GW	SW	GW	GW																
			<b>1</b>		<b>A</b> <b>123</b>																
<b>Cardiff Central 7</b>	d	21 00																			
Newport (South Wales)	d	21 15																			
Severn Tunnel Jn	d	21 25																			
Filton Abbey Wood	d	21 42																			
<b>Bristol Temple Meads 10</b>	d	22 00	22 25	23 20																	
Keynsham	d	22 07		23 27																	
Oldfield Park	d	22 14		23 34																	
London Paddington 15	d				23 45																
Swindon	d																				
Chippenham	d																				
Melksham	d																				
<b>Bath Spa 14</b>	d	22 18	22 38	23 38																	
Freshford	d	22 27		23 47																	
Avoncliff	d	22 30		23 50																	
Bradford-on-Avon	d	22 34	22 51	23 54																	
Trowbridge	d	22 40	22 57	23 59																	
<b>Westbury</b>	a	22 47	23 04	00 07 01 35																	
Frome	d		23 08	00 08																	
Bruton	d			00a19																	
Castle Cary	d																				
Yeovil Pen Mill	d																				
Thornford	d																				
Yetminster	d																				
Chetnole	d																				
Maiden Newton	d																				
Dorchester West	d																				
Upwey	a																				
<b>Weymouth</b>	a																				
Dilton Marsh	d																				
Warminster	d		23 15																		
<b>Salisbury</b>	a		23 35																		
Romsey	d																				
<b>Southampton Central</b>	a																				
Fareham	a																				
Cosham	a																				
Fratton	a																				
Portsmouth & Southsea	a																				
<b>Portsmouth Harbour</b>	a																				
Havant	a																				
<b>Chichester 12</b>	a																				
Barnham	a																				
Worthing 13	a																				
Shoreham-by-Sea	a																				
Hove 14	a																				
Brighton 10	a																				









**A The Night Riviera**

For connections from Swansea please refer to Table 128.  
 For connections from Plymouth and Exeter St Davids please refer to Table 135.  
 For connections to Bournemouth please refer to Table 158

For Bus Connections for either to or from Yeovil Junction and Yeovil Pen Mill  
 please see Table 123A

South Wales and Bristol - Weymouth and Portsmouth

Network Diagram - see first Page of Table 123

	GW	GW	GW	GW	GW	GW	GW	GW	GW	GW	GW	GW	SW	GW	GW	GW	GW	GW	GW	GW	GW	GW	GW	
<b>Cardiff Central</b> 	d																							
Newport (South Wales)	d																							
Severn Tunnel Jn.	d																							
Filton Abbey Wood	d																							
<b>Bristol Temple Meads</b> 	d	23p20			05 49				06 49	07 22			07 49	08 22	08 39	08 51		09 22	09 49	10 22				
Keynsham	d	23p27			05 56				06 56				07 56		08 46	08 58			09 56					
Oldfield Park	d	23p34			06 03				07 03				08 03		08 53				10 03					
London Paddington 	d	23p45																						
Swindon	d																							
Chippenham	d																							
Melksham	d																							
<b>Bath Spa</b> 	d	23p38			06 07				07 07	07 35			08 07	08 35	08 57	09 07		09 35	10 07	10 35				
Freshford	d	23p47			06 16				07 16				08 16		09 06				10 16					
Avoncliff	d	23p50			06 18				07 18				08 19		09 08				10 18					
Bradford-on-Avon	d	23p54			06 22				07 22	07 47			08 23	08 47	09 13	09 20		09 47	10 22	10 47				
Trowbridge	d	23p59			06 28				07 29	07 53			08 29	08 53	09 19	09 27		09 53	10 29	10 53				
<b>Westbury</b>	a	00 07	01 35		06 36				07 36	08 01			08 36	09 01	09 27	09 34	09 59	10 01	10 36	11 01				
Frome	d	00 08	05 26	06 01	06 43				07 03	08 01			09 01	09 27	09 39	10 00	10 01	10 10	10 37	11 01				
Bruton	d	00a19			06 56										09 36				10 46					
Castle Cary	d				07 08										09 48				10 58					
Yeovil Pen Mill	d				07 14										09 53		10 17		11 03					
Thornford	d				07 15										09 53				11 03					
Yetminster	d				07 29										10 07				11 17					
Chetnole	d				07x33										10x12				11x22					
Maiden Newton	d				07x36										10x15				11x25					
Dorchester West	d				07x40										10x19				11x29					
Upwey	a				07 52										10 31				11 41					
<b>Weymouth</b>	a				08 03										10 38				11 54					
Dilton Marsh	d				08 10										10 49				12 02					
Warminster	d				08 17										10 57				12 09					
<b>Salisbury</b>	d				07x06														10x13					
Romsey	d				07 13				08 09						09 09				10 09	10a19				
<b>Southampton Central</b>	a				08 09				09 09						09 46				10 09	10a19				
Fareham	d				09 09				09 31						10 09				10 31					
Gosham	a				09 32				09 32						10 32				11 32					
Fratton	a				09 50				09 50						10 50				11 50					
Portsmouth & Southsea	a				08 07				09 03						10 03				11 03					
<b>Portsmouth Harbour</b>	a				07 27	08 27			09 27						10 27				11 27					
Havant	a				07 27	08 27			09 27						10 27				11 27					
<b>Chichester</b> 	a				07 35	08 35			09 35						10 35				11 35					
Barnham	a				07 42	08 42			09 42						10 42				11 42					
Worthing 	a				07 46	08 46			09 46						10 46				11 46					
Shoreham-by-Sea	a				07 52	08 52			09 52						10 52				11 52					
Hove 	a																							
Brighton 	a																							

A The Night Riviera

B  from Bristol Temple Meads

For connections from Swansea please refer to Table 128.  
 For connections from Plymouth and Exeter St Davids please refer to Table 135.  
 For connections to Bournemouth please refer to Table 158

For Bus Connections for either to or from Yeovil Junction and Yeovil Pen Mill  
 please see Table 123A

Table 123

Saturdays

South Wales and Bristol - Weymouth and Portsmouth

Network Diagram - see first Page of Table 123

	GW	GW	GW	SW	GW		GW	GW	GW	GW	GW	GW	GW	GW	GW	SW	GW	GW	GW	GW	GW	GW	GW
	◇	◇ A A	◇	◇ A	◇ A		◇			◇	◇		◇ A		◇ A		◇ A		◇		◇ A	◇	◇
Cardiff Central <b>7</b>	d	11 30					12 30		13 30			14 30				15 30			16 30			17 30	
Newport (South Wales)	d	11 44					12 44		13 44			14 44				15 44			16 44			17 44	
Severn Tunnel Jn.	d																		16 55			17 55	
Filton Abbey Wood	d	11 23	12 09	12 28			13 09	13 23	14 09		14 25	15 09		15 22		16 09		16 28	17 09		17 23	18 09	
Bristol Temple Meads <b>10</b>	d	11 49	12 22	12 43	12 51		13 22	13 49	14 22		14 49	15 22		15 38		15 51	16 22	16 49	17 22		17 49	18 22	
Keynsham	d	11 56		12 50	12 58			13 56			14 56			15 45		15 58		16 56			17 56		
Oldfield Park	d	12 03		12 57				14 03			15 03			15 52				17 03			18 03		
London Paddington <b>15</b>	d				12 18									15 06							17 06		
Swindon	d												15 22										
Chippenham	d												15 38										
Melksham	d												15 48										
Bath Spa <b>11</b>	d	12 07	12 35	13 00	13 07		13 35	14 07	14 35		15 07	15 35		15 56		16 07	16 35		17 07	17 35		18 07	18 35
Freshford	d	12 16						14 16			15 16			16 05		16 07			17 16			18 16	
Avoncliff	d	12 18						14 18			15 18			16 08					17 19			18 19	
Bradford-on-Avon	d	12 22	12 47	13 13	13 20		13 47	14 22	14 47		15 22	15 47		16 12		16 24	16 47		17 23	17 47		18 23	18 47
Trowbridge	d	12 29	12 53	13 20	13 27		13 53	14 29	14 53		15 29	15 53	15 58	16 18		16 30	16 53		17 29	17 53		18 29	18 53
Westbury	a	12 36	13 01	13 27	13 33	13 57	14 01	14 36	15 01	15 36	16 01	16 05	16 22	16 25		16 37	17 01		17 36	18 01	18 22	18 36	19 01
	d	12 37	13 01	13 28	13 39	13 58	14 01	14 37	15 01	15 11	15 37	16 01	16 23	16 25		16 39	17 01	17 08	17 38	18 01	18 22	18 39	19 01
Frome	d	12 47					14a49				15 46								17 47			18 49	
Bruton	d	12 57									15 57								17 59			19 00	
Castle Cary	a	13 03			14 14						16 03				16 40				18 04		18 40	19 05	
	d	13 04									16 09								18 05			19 06	
Yeovil Pen Mill	d	13 17									16 24								18 21			19 19	
Thornford	d	13x22									16x28								18x26			19x24	
Yetminster	d	13x25									16x31								18x29			19x27	
Chetnole	d	13x29									16x35								18x33			19x31	
Maiden Newton	d	13 41									16 47								18 44			19 43	
Dorchester West	d	13 54									16 58								18 54			19 54	
Upwey	a	14 02									17 05								19 02			20 01	
Weymouth	a	14 08									17 10								19 10			20 09	
Dilton Marsh	d		13x31							15x14								17x10					
Warminster	d	13 09	13 37	13 46			14 09		15 09	15a23		16 09				16 47	17 09	17a19		18 09			19 09
Salisbury	a	13 32	13 59	14 10			14 32		15 32		16 32					17 09	17 32		18 32				19 32
	d	13 32	14 00				14 32		15 32		16 32						17 32		18 32				19 32
Romsey	a	13 50	14 20				14 50		15 50		16 50					17 50			18 50				19 50
Southampton Central	a	14 03	14 32				15 03		16 03		17 03					18 03			19 03				20 02
Fareham	a	14 27	14 54				15 27		16 27		17 27					18 27			19 27				20 27
	d	14 27	14 55				15 27		16 27		17 27					18 27			19 27				20 28
Cosham	a	14 35	15 03				15 35		16 35		17 35					18 35			19 35				
Fratton	a	14 42					15 42		16 42		17 42					18 42			19 42				20 42
Portsmouth & Southsea	a	14 46					15 46		16 46		17 46					18 46			19 46				20 46
Portsmouth Harbour	a	14 52					15 52		16 52		17 52					18 52			19 52				20 52
Havant	a		15 10																				
Chichester <b>12</b>	a		15 21																				
Barnham	a		15 29																				
Worthing <b>13</b>	a		15 44																				
Shoreham-by-Sea	a		15 55																				
Hove <b>14</b>	a		16 07																				
Brighton <b>10</b>	a		16 14																				

A A from Bristol Temple Meads

For connections from Swansea please refer to Table 128.  
 For connections from Plymouth and Exeter St Davids please refer to Table 135.  
 For connections to Bournemouth please refer to Table 158

For Bus Connections for either to or from Yeovil Junction and Yeovil Pen Mill  
 please see Table 123A

Table 123

Saturdays

South Wales and Bristol - Weymouth and Portsmouth

Network Diagram - see first Page of Table 123

	GW		GW	GW	GW	GW	GW	GW	GW	GW		GW	SW	GW	GW								
			◇	◇ <b>1</b>	◇	◇ <b>1</b>			◇				<b>1</b>		B	C							
			Ⓛ	A		Ⓛ																	
Cardiff Central <b>1</b>	d		18 30				19 30					20 30											
Newport (South Wales)	d		18 44				19 44					20 44											
Sewern Tunnel Jn.	d																						
Filton Abbey Wood	d		18 28	19 09			19 24	20 09				21 08											
Bristol Temple Meads <b>10</b>	d		18 49	19 22			19 49	20 22				20 49	21 22	22 00	22 23	23 11							
Keynsham	d		18 56				19 56					20 56		22 07		23 18							
Oldfield Park	d		19 03				20 03					21 03		22 14		23 25							
London Paddington <b>15</b>	⊖			19 06			20 06					21 08											
Swindon	d											21 08											
Chippenham	d											21 24											
Melksham	d											21 34											
Bath Spa <b>14</b>	d		19 07	19 35			20 07	20 35				21 07		21 35	22 18	22 36	23 29						
Freshford	d		19 16				20 16					21 16		21 35	22 27		23 38						
Avoncliff	d		19 18				20 18					21 19		21 35	22 30		23 40						
Bradford-on-Avon	d		19 22	19 47			20 22	20 47				21 23	21 47	22 34	22 47	23 44	23 49						
Trowbridge	d		19 29	19 53			20 29	20 53				21 29	21 43	21 53	22 40	22 53	23 50	00 02					
Westbury	a		19 36	20 01	20 26	20 36	21 01	21 25	21 36	21 51	22 01	22 47	23 00	23 57	00 20								
Frome	d	19 09		20 01	20 27	20 37	21 01	21 26	21 39	22 01				23 04	23 58	00 21							
Bruton	d					20a48			21 49						00a08	00a38							
Castle Cary	a				20 44				21 43	22 06													
	d								22 06														
Yeovil Pen Mill	d								22 20														
Thornford	d								22x25														
Yetminster	d								22x28														
Chetnole	d								22x32														
Maiden Newton	d								22 44														
Dorchester West	d								22 54														
Upwey	a								23 02														
Weymouth	a								23 10														
Dilton Marsh	d	19x12										22x05											
Warminster	d	19 19		20 09			21 09					22 10		23 11									
Salisbury	a	19 40		20 32			21 32					22 32		23 34									
	d	19 41		20 32			21 32					22 32											
Romsey	d	20 04		20 50			21 50					22 50											
Southampton Central	a	20 18		21 03			22 03					23 03											
Fareham	a			21 27			22 26					23 26											
	d			21 27			22 27					23 27											
Cosham	a																						
Fratton	a			21 42			22 42					23 40											
Portsmouth & Southsea	a			21 46			22 46					23 44											
Portsmouth Harbour	a			21 52			22 52					23 52											
Havant	a																						
Chichester <b>13</b>	a																						
Barnham	a																						
Worthing <b>14</b>	a																						
Shoreham-by-Sea	a																						
Hove <b>12</b>	a																						
Brighton <b>10</b>	a																						

A until 11 February, from 31 March

B until 24 March

C from 31 March

For connections from Swansea please refer to Table 128.  
 For connections from Plymouth and Exeter St Davids please refer to Table 135.  
 For connections to Bournemouth please refer to Table 158

For Bus Connections for either to or from Yeovil Junction and Yeovil Pen Mill please see Table 123A

Table 123

**Sundays**  
until 1 January

**South Wales and Bristol - Weymouth and Portsmouth**

Network Diagram - see first Page of Table 123

	GW	GW	GW	GW	GW	GW	GW	GW	GW	GW	GW	GW	GW	GW	SW	GW	GW	GW	GW	GW	GW	GW	GW	GW
	◇	◇	◇	◇	◇	◇	◇	◇	◇	◇	◇	◇	◇	◇	◇	◇	◇	◇	◇	◇	◇	◇	◇	◇
<b>Cardiff Central</b>	d 08 05		09 15		10 08	11 08		12 08					13 08		14 08		15 08		16 08	16 35			17 08	
Newport (South Wales)	d 08 23		09 29		10 22	11 22		12 22					13 22		14 22		15 22		16 22	16 49			17 22	
Severn Tunnel Jn.	d 08 40		09 46		10 39	11 39		12 39					13 39		14 39		15 39		16 39			17 39		
Filton Abbey Wood	d 08 55		10 03		10 54	11 54		12 57					13 54		14 55		15 55		16 55	17 20			17 54	
<b>Bristol Temple Meads</b>	d 09 11		10 15		11 10	12 15		13 10					13 55	14 15	15 10	16 04	16 15		17 15	17 40			17 44	18 10
Keynsham	d 09 18				11 17			13 17					14 02		15 17	16 11			17 22				17 51	18 17
Oldfield Park	d 09 25				11 24			13 24					14 09		15 24				17 29				17 58	18 24
<b>London Paddington</b>	d 08 57		09 57				11 27		12 57						13 57				15 57					17 57
Swindon	d																							18 19
Chippenham	d																							18 35
Melksham	d																							18 45
<b>Bath Spa</b>	d 09 28		10 29		11 27	12 27		13 27					14 13	14 27		15 27	16 20	16 27		17 33	17 52		18 01	18 27
Freshford	d		10 40			12 38							14 23	14 37				16 38					18 11	
Avoncliff	d		10 42			12 40							14 25	14 39				16 40					18 13	
Bradford-on-Avon	d 09 41		10 46		11 40	12 44		13 40					14 29	14 43		15 40	16 31	16 44		17 46	18 05		18 17	18 40
Trowbridge	d 09 47		10 53		11 47	12 51		13 47					14 36	14 49		15 46	16 37	16 51		17 52	18 12		18 24	18 46
<b>Westbury</b>	a 09 57	10 23	11 00		11 54	13 00	13 05	13 54	14 18				14 43	14 56		15 57	16 44	16 58	17 23	17 59	18 19		18 31	18 53
	d 09 58		11 01		12 01	13 01	13 06	14 03					14 45	15 00		15 58	16 46	16 59	17 25	18 00	18 20		18 31	18 56
Frome	d												14 54										18 39	
Bruton	d												15 06										18 52	
Castle Cary	a			11 34			13 24						15 10		15 35				17 41				18 57	
	d												15 11										18 58	
Yeovil Pen Mill	d												15 26										19 12	
Thornford	d												15x32										19x17	
Yetminster	d												15x35										19x20	
Chetnole	d												15x39										19x24	
Maiden Newton	d												15 50										19 36	
Dorchester West	d												16 01										19 47	
Upwey	a												16 10										19 55	
<b>Weymouth</b>	a												16 15										20 01	
Dilton Marsh	d 10x02				12x04			14x06							16x02		17x02				18x23			
Warminster	d 10 08		11 09		12 10	13 09		14 12					15 07		16 08	16 53	17 08		18 07	18 29			19 04	
<b>Salisbury</b>	a 10 32		11 32		12 32	13 32		14 34					15 32		16 32	17 16	17 32		18 32	18 52			19 32	
	d 10 33		11 33		12 33	13 33		14 48					15 32		16 33	17 33			18 32	18 56			19 32	
Romsey	d 10 51		11 51		12 52	13 51		15 10					15 50		16 51	17 51			18 50	19 14			19 50	
<b>Southampton Central</b>	a 11 03		12 03		13 05	14 03		15 21					16 02		17 03	18 03			19 02	19 25			20 02	
Fareham	a 11 27		12 28		13 33	14 26		15 50					16 26		17 27	18 27			19 27	19 48			20 26	
	d 11 27		12 28		13 34	14 27		15 51					16 26		17 27	18 27			19 27	19 49			20 26	
Cosham	a 11 34		12 35		13 42	14 34		16 01					16 34		17 34	18 34			19 35	19 57				
Fratton	a 11 41		12 42			14 41							16 41		17 41	18 41			19 42				20 41	
Portsmouth & Southsea	a 11 46		12 46			14 45							16 45		17 46	18 45			19 46				20 45	
<b>Portsmouth Harbour</b>	a 11 52		12 52			14 55							16 52		17 52	18 52			19 52				20 51	
Havant	a				14 03			16 11															20 09	
<b>Chichester</b>	a				14 19			16 22															20 20	
Barnham	a				14 27			16 30															20 28	
Worthing	a				14 45			16 45															20 50	
Shoreham-by-Sea	a				14 51			16 52															20 56	
Hove	a				15 00			16 58															21 03	
Brighton	a 15 06				15 06			17 06															21 09	

A from Bristol Temple Meads

For connections from Swansea please refer to Table I28. For connections from Plymouth and Exeter St Davids please refer to Table I35. For connections to Bournemouth please refer to Table I58

For Bus Connections for either to or from Yeovil Junction and Yeovil Pen Mill please see Table I23A





Table 123

**Sundays**

8 January to 12 February

**South Wales and Bristol - Weymouth and Portsmouth**

Network Diagram - see first Page of Table 123

	GW	GW	GW	GW	GW	GW	GW	GW	GW	GW	GW	GW	GW	SW	GW	GW	GW	GW	GW	GW	GW	GW	
	◇	◇	◇	◇	◇	◇	◇	◇	◇	◇	◇	◇	◇	◇	◇	◇	◇	◇	◇	◇	◇	◇	
<b>Cardiff Central</b> 1	d 08 05		09 15		10 08	11 08		12 08				13 08		14 08		15 08		16 08	16 35			17 08	
Newport (South Wales)	d 08 23		09 29		10 22	11 22		12 22				13 22		14 22		15 22		16 22	16 49			17 22	
Severn Tunnel Jn.	d 08 40		09 46		10 39	11 39		12 39				13 39		14 39		15 39		16 39				17 39	
Filton Abbey Wood	d 08 55		10 03		10 54	11 54		12 57				13 54		14 55		15 55		16 55	17 20			17 54	
<b>Bristol Temple Meads</b> 1.0	d 09 11		10 15		11 10	12 15		13 10				13 55	14 15	15 10	16 04	16 15		17 15	17 40			17 44	18 10
Keynsham	d 09 18				11 17			13 17				14 02		15 17	16 11			17 22				17 51	18 17
Oldfield Park	d 09 25				11 24			13 24				14 09		15 24				17 29				17 58	18 24
London Paddington 1.5	d 08 57		09 57			11 27		12 57				13 57				15 57							17 57
Swindon	d																						18 19
Chippenham	d																						18 35
Melksham	d																						18 45
<b>Bath Spa</b> 1	d 09 28		10 29		11 27	12 27		13 27				14 13	14 27	15 27	16 20	16 27		17 33	17 52			18 01	18 27
Freshford	d		10 40			12 38						14 23	14 37			16 38						18 11	
Avoncliff	d		10 42			12 40						14 25	14 39			16 40						18 13	
Bradford-on-Avon	d 09 41		10 46		11 40	12 44		13 40				14 29	14 43		15 40	16 31	16 44		17 46	18 05		18 17	18 40
Trowbridge	d 09 47		10 53		11 47	12 51		13 47				14 36	14 49		15 46	16 37	16 51		17 52	18 12		18 24	18 46
<b>Westbury</b>	a 09 57	10 23	11 00		11 54	13 00	13 05	13 54	14 18			14 43	14 56		15 57	16 44	16 58	17 23	17 59	18 19		18 31	18 53
	d 09 58		11 01		12 01	13 01	13 06	14 03				14 45	15 00		15 58	16 46	16 59	17 25	18 00	18 20		18 31	18 56
Frome	d											14 54										18 39	
Bruton	d											15 06										18 52	
Castle Cary	a			11 34			13 24					15 10		15 35				17 41				18 57	
	d											15 11										18 58	
Yeovil Pen Mill	d											15 26										19 12	
Thornford	d											15x32										19x17	
Yetminster	d											15x35										19x20	
Chetnole	d											15x39										19x24	
Maiden Newton	d											15 50										19 36	
Dorchester West	d											16 01										19 47	
Upwey	a											16 10										19 55	
<b>Weymouth</b>	a											16 15										20 01	
Dilton Marsh	d 10x02				12x04			14x06						16x02		17x02				18x23			
Warminster	d 10 08		11 09		12 10	13 09		14 12				15 07		16 08	16 53	17 08		18 07	18 29			19 04	
<b>Salisbury</b>	a 10 32		11 32		12 32	13 32		14 34				15 32		16 32	17 16	17 32		18 32	18 52			19 32	
	d 10 33		11 33		12 33	13 33		14 48				15 32		16 33	17 33		18 32	18 56				19 32	
Romsey	d 10 51		11 51		12 52	13 51		15 10				15 50		16 51	17 51		18 50	19 14				19 50	
<b>Southampton Central</b>	a 11 03		12 03		13 05	14 03		15 21				16 02		17 03	18 03		19 02	19 25				20 02	
Fareham	a 11 27		12 28		13 33	14 26		15 50				16 26		17 27	18 27		19 27	19 48				20 26	
	d 11 27		12 28		13 34	14 27		15 51				16 26		17 27	18 27		19 27	19 49				20 26	
Cosham	a 11 34		12 35		13 42	14 34		16 01				16 34		17 34	18 34		19 35	19 57					
Fratton	a 11 41		12 42			14 41						16 41		17 41	18 41		19 42					20 41	
Portsmouth & Southsea	a 11 46		12 46			14 45						16 45		17 46	18 45		19 46					20 45	
<b>Portsmouth Harbour</b>	a 11 52		12 52			14 55						16 52		17 52	18 52		19 52					20 51	
Havant	a				14 03			16 11														20 09	
<b>Chichester</b> 1	a				14 19			16 22														20 20	
Barnham	a				14 27			16 30														20 28	
Worthing 1	a				14 45			16 45														20 50	
Shoreham-by-Sea	a				14 51			16 52														20 56	
Hove 1	a				15 00			16 58														21 03	
Brighton 1.0	a				15 06			17 06														21 09	

A 1 from Bristol Temple Meads

For connections from Swansea please refer to Table 128.  
 For connections from Plymouth and Exeter St Davids please refer to Table 135.  
 For connections to Bournemouth please refer to Table 158

For Bus Connections for either to or from Yeovil Junction and Yeovil Pen Mill please see Table 123A



Table 123

Sundays

19 February to 25 March

South Wales and Bristol - Weymouth and Portsmouth

Network Diagram - see first Page of Table 123

	GW	GW	GW	GW	GW	GW	GW	GW	GW	GW	GW	GW	GW	SW	GW	GW	GW	GW	GW	GW	GW	GW			
	◇	◇ <sup>1</sup>	◇ <sup>1</sup>	◇	◇	◇ <sup>A</sup>	◇ <sup>1</sup>	◇	◇ <sup>1</sup>		◇	◇ <sup>1</sup>	◇	◇ <sup>1</sup>	◇	◇ <sup>1</sup>	◇	◇	◇	◇	◇	◇ <sup>1</sup>			
		⊠	⊠			⊠	⊠		⊠			⊠				⊠						⊠			
<b>Cardiff Central</b> <sup>1</sup>	d																								
Newport (South Wales)	d																								
Severn Tunnel Jn.	d																								
Filton Abbey Wood	d	08 54			10 03	10 54	11 54		12 57			13 54		14 55		15 55		16 55	17 20			17 55			
<b>Bristol Temple Meads</b> <sup>1, A</sup>	d	09 10			10 15	11 10	12 15		13 10			13 55	14 15	15 10	16 04	16 15		17 15	17 40			17 44	18 10		
Keynsham	d	09 17				11 17			13 17			14 02		15 17	16 11			17 22				17 51	18 17		
Oldfield Park	d	09 24				11 24			13 24			14 09		15 24				17 29				17 58	18 24		
London Paddington <sup>1, 5</sup>	d		08 57	09 57				11 27		12 57			13 57				15 57						17 55		
Swindon	d																						18 19		
Chippenham	d																						18 35		
Melksham	d																						18 45		
<b>Bath Spa</b> <sup>1</sup>	d	09 27			10 29	11 27	12 27		13 27			14 13	14 27	15 27	16 20	16 27		17 33	17 52			18 01	18 27		
Freshford	d				10 40		12 38					14 23	14 38			16 38						18 11			
Avoncliff	d				10 42		12 40					14 25	14 40			16 40						18 13			
Bradford-on-Avon	d	09 40			10 46	11 40	12 44		13 40			14 29	14 44		15 40	16 31	16 44		17 47	18 05		18 17	18 40		
Trowbridge	d	09 46			10 53	11 47	12 51		13 47			14 36	14 51		15 46	16 37	16 51		17 53	18 12		18 24	18 46	18 54	
<b>Westbury</b>	a	09 53	10 24		11 00	11 54	13 00	13 05	13 54	14 18		14 43	14 58		15 57	16 44	16 58	17 23	18 00	18 19		18 31	18 53	19 06	19 28
	d	09 59			11 01	12 01	13 01	13 06	14 03			14 45	15 00		15 58	16 46	16 59	17 25	18 01	18 20		18 31	18 56		
Frome	d											14 54										18 39			
Bruton	d											15 06										18 52			
Castle Cary	a			11 34				13 24				15 10		15 35				17 41				18 57			
	d											15 11										18 58			
Yeovil Pen Mill	d											15 26										19 12			
Thornford	d											15 32										19x17			
Yetminster	d											15 35										19x20			
Chetnole	d											15 39										19x24			
Maiden Newton	d											15 50										19 36			
Dorchester West	d											16 01										19 47			
Upwey	a											16 10										19 55			
<b>Weymouth</b>	a											16 15										20 01			
Dilton Marsh	d	10x02				12x04			14x06						16x02		17x02			18x23					
Warminster	d	10 08			11 09	12 10	13 09		14 12				15 08		16 08	16 53	17 08		18 09	18 29			19 04		
<b>Salisbury</b>	a	10 32			11 32	12 32	13 32		14 34				15 32		16 32	17 16	17 33		18 33	18 52			19 32		
	d	10 32			11 33	12 33	13 33		14 48				15 33		16 33	17 33	17 33		18 33	18 56			19 32		
Romsey	d	10 50			11 51	12 52	13 51		15 10				15 51		16 51	17 51	17 51		18 51	19 14			19 50		
<b>Southampton Central</b>	a	11 02			12 03	13 05	14 03		15 21				16 03		17 03	18 03	18 03		19 03	19 25			20 02		
Fareham	a	11 26			12 28	13 33	14 26		15 50				16 27		17 27	18 27	18 27		19 28	19 48			20 27		
	d	11 26			12 28	13 34	14 27		15 51				16 27		17 27	18 27	18 27		19 28	19 49			20 27		
Cosham	a	11 33			12 35	13 42	14 34		16 01				16 35		17 34	18 34	18 34		19 35	19 57					
Fratton	a	11 40			12 42		14 41						16 42		17 41	18 41	18 41		19 42				20 42		
Portsmouth & Southsea	a	11 45			12 46		14 45						16 46		17 46	18 45	18 45		19 46				20 45		
<b>Portsmouth Harbour</b>	a	11 52			12 52		14 55						16 52		17 51	18 52	18 52		19 51				20 49		
Havant	a					14 03			16 11													20 09			
<b>Chichester</b> <sup>1</sup>	a					14 19			16 22													20 20			
Barnham	a					14 27			16 30													20 28			
Worthing <sup>1</sup>	a					14 45			16 45													20 50			
Shoreham-by-Sea	a					14 51			16 52													20 56			
Hove <sup>1</sup>	a					15 00			16 58													21 03			
Brighton <sup>1, 10</sup>	a					15 06			17 06													21 09			

A ⊠ from Bristol Temple Meads

For connections from Swansea please refer to Table 128.  
 For connections from Plymouth and Exeter St Davids please refer to Table 135.  
 For connections to Bournemouth please refer to Table 158

For Bus Connections for either to or from Yeovil Junction and Yeovil Pen Mill  
 please see Table 123A



Table 123

Sundays

from 1 April

South Wales and Bristol - Weymouth and Portsmouth

Network Diagram - see first Page of Table 123

	GW	GW	GW	GW	GW	GW	GW	GW	GW	GW	GW	GW	GW	SW	GW	GW	GW	GW	GW	GW	GW	GW
Cardiff Central <b>7</b>	d	08 05	09 15	10 08	11 08	12 08	13 08	14 08	15 08	16 08	16 35	17 08	17 40									
Newport (South Wales)	d	08 23	09 29	10 22	11 22	12 22	13 22	14 22	15 22	16 22	16 49	17 22	17 54									
Severn Tunnel Jn.	d	08 40	09 46	10 39	11 39	12 39	13 39	14 39	15 39	16 39	17 39	18 11	18 43									
Filton Abbey Wood	d	08 55	10 03	10 54	11 54	12 57	13 54	14 55	15 55	16 55	17 20	17 54	18 23									
Bristol Temple Meads <b>10</b>	d	09 10	10 15	11 10	12 15	13 10	13 55	14 15	15 10	16 04	16 15	17 15	17 40	17 44	18 10	18 50						
Keynsham	d	09 17		11 17		13 17	14 02		15 17	16 11		17 22		17 51	18 17							
Oldfield Park	d	09 24		11 24		13 24	14 09		15 24			17 29		17 58	18 24							
London Paddington <b>16</b>	d		09 30		11 30	12 30	13 30		15 30													
Swindon	d		10 34		12 34	13 34																18 19
Chippenham	d																					18 35
Melksham	d																					18 45
Bath Spa <b>11</b>	d	09 27	10 29	11 27	12 27	13 27	14 13	14 27	15 27	16 20	16 27	17 33	17 52	18 01	18 27	19 02						
Freshford	d		10 40		12 38		14 23	14 37			16 38			18 11								
Avoncliff	d		10 42		12 40		14 25	14 39			16 40			18 13								
Bradford-on-Avon	d	23p49	09 40	10 46	11 40	12 44	13 40	14 29	14 43	15 40	16 31	16 44	17 46	18 05	18 17	18 40	19 15					
Trowbridge	d	00 02	09 46	10 53	11 47	12 51	13 47	14 36	14 49	15 46	16 37	16 51	17 52	18 12	18 24	18 46	19 22					
Westbury	a	00 20	09 53	11 00	11 05	11 54	13 00	13 08	13 54	14 06	14 43	14 56	15 57	16 44	16 58	17 03	17 59	18 19	18 31	18 53	19 06	19 29
Frome	d	00 21	09 59	11 01	11 18	12 01	13 01	14 03	14 45	15 00	15 58	16 46	16 59	17 04	18 00	18 20	18 31	18 56	19 31			
Bruton	d								14 54													
Castle Cary	a			11 35					15 06		15 21											
Yeovil Pen Mill	d								15 11													
Thornford	d								15 26													
Yetminster	d								15x32													
Chetnole	d								15x35													
Maiden Newton	d								15x39													
Dorchester West	d								15 50													
Upwey	a								16 01													
Weymouth	a								16 10													
Dilton Marsh	d	10x02		12x04		14x06			16 15		16x02	17x02	18x23									
Warminster	d	10 08	11 09	12 10	13 09	14 12	15 07	16 08	16 53	17 08	18 07	18 29	19 04	19 38								
Salisbury	a	10 32	11 32	12 32	13 32	14 34	15 32	16 32	17 16	17 32	18 32	18 52	19 32	20 00								
Romsey	d	10 32	11 33	12 33	13 33	14 48	15 32	16 33	17 33	18 32	18 56	19 32	20 01									
Southampton Central	a	10 50	11 51	12 52	13 51	15 10	15 50	16 51	17 51	18 50	19 14	19 50	20 19									
Fareham	a	11 02	12 03	13 05	14 03	15 21	16 02	17 03	18 03	19 02	19 25	20 02	20 29									
Gosham	a	11 26	12 28	13 33	14 26	15 50	16 26	17 27	18 27	19 27	19 48	20 26	20 54									
Fratton	a	11 26	12 28	13 34	14 27	15 51	16 26	17 27	18 27	19 27	19 49	20 26	20 55									
Portsmouth & Southsea	a	11 33	12 35	13 42	14 34	16 01	16 34	17 34	18 34	19 35	19 57											
Portsmouth Harbour	a	11 40	12 42		14 41		16 41	17 41	18 41	19 42												20 09
Havant	a	11 45	12 46		14 45		16 45	17 46	18 45	19 46												20 20
Chichester <b>12</b>	a	11 52	12 52		14 55		16 52	17 52	18 52	19 52												20 28
Barnham	a			14 03		16 11																20 56
Worthing <b>13</b>	a			14 19		16 22																21 03
Shoreham-by-Sea	a			14 27		16 30																21 09
Hove <b>14</b>	a			14 45		16 45																
Brighton <b>10</b>	a			14 51		16 52																
	a			15 00		16 58																
	a			15 06		17 06																

A  from Bristol Temple Meads

For connections from Swansea please refer to Table 128.  
 For connections from Plymouth and Exeter St Davids please refer to Table 135.  
 For connections to Bournemouth please refer to Table 158

For Bus Connections for either to or from Yeovil Junction and Yeovil Pen Mill please see Table 123A



Table 123

Mondays to Fridays

Portsmouth and Weymouth - Bristol and South Wales

Network Diagram - see first Page of Table 123

Miles	Miles	Miles		GW	GW	GW	GW	GW	GW	GW	GW	GW	SW		GW	GW	GW	GW	GW	GW	GW	GW	GW	GW	GW
—	—	—	Brighton 100	d																					
—	—	—	Hove 2	d																					
—	—	—	Shoreham-by-Sea	d																					
—	—	—	Worthing 2	d																					
—	—	—	Barnham	d																					
—	—	—	Chichester 2	d																					
—	—	—	Havant	d																					
0	—	—	Portsmouth Harbour	d													06 00				07 05				08 23
0%	—	—	Portsmouth & Southsea	d													06 04				07 09				08 27
1%	—	—	Fratton	d													06 08				07 13				08 31
5%	—	—	Cosham	d													06 15				07 21				08 39
11%	—	—	Fareham	a													06 23				07 28				08 46
—	—	—		d													06 24				07 29				08 47
25%	—	—	Southampton Central	d													06 46				07 52	08 23			09 10
34	—	—	Romsey	d													07 00				08 11	08 35			09 21
50%	—	—	Salisbury	a													07 18				08 29	09 00			09 39
—	—	—		d				06 02				06 40					07 19				08 30	09 03			09 40
70%	—	—	Warminster	d				06 24				07 00					07 23				07 39			08 52	09 25
73%	—	—	Dilton Marsh	d				06x28									07x27				07x43			09x29	10 01
—	0	—	Weymouth	d													05 33				06 40				
—	2½	—	Upwey	d													05 37				06 45				
—	7	—	Dorchester West	d													05 45				06 53				
—	14%	—	Maiden Newton	d													05 57				07 05				
—	21%	—	Chetnole	d													06x06				07x13				
—	23%	—	Yetminster	d													06x08				07x16				
—	24%	—	Thornford	d													06x10				07x18				
—	27½	—	Yeovil Pen Mill	d													06 20				07 30				
—	39%	—	Castle Cary	a													06 33				07 43				
—	—	—		d													06 45				07 44			09 42	
—	42%	—	Bruton	d													06 51				07 49				
—	53%	—	Frome	d				06 07									07 04				08 02				
75	59	—	Westbury	a				06 17	06 33			06 54	06 59	07 08			07 12	07 32	07 45	07 47	08 09		09 01	09 35	10 00
—	—	—		d	05 58	06 06	06 18		06 38	06 55	07 01	07 04	07 09				07 18	07 38	07 51	07 53	08 17	08 45	09 10	09 38	10 01
79	63	4	Trowbridge	d	06 04				06 44	07 02		07 10	07 15				07 24	07 44		08 00	08 23	08 51	09 16	09 44	10 16
82%	66%	—	Bradford-on-Avon	d	06 10				06 50	07 08		07 21					07 30	07 50		08 06	08 29	08 57	09 22	09 50	10 22
83%	67%	—	Avoncliff	d	06 13				06 53	07 11							07 33	07 53		08 32	09 00			09 53	
84%	68%	—	Freshford	d	06 16				06 56	07 13							07 36	07 56		08 10	08 35	09 03		09 56	
91%	75%	—	Bath Spa 2	a	06 26				07 06	07 24			07 33			07 46	08 06		08 21	08 45	09 13	09 35	10 06		10 34
—	—	9%	Melksham	d																					
—	—	15%	Chippenham	a																					
—	—	32%	Swindon	a																					
—	—	—	London Paddington 165	a																					
92%	76%	—	Oldfield Park	a	06 30				07 10	07 28			07 37			07 50	08 10		08 25	08 49	09 17		10 10		
98%	82%	—	Keynsham	a	06 37				07 18	07 35			07 44			07 58	08 18		08 32	08 56	09 25	09 44	10 18		
103	87	—	Bristol Temple Meads 10	a	06 46				07 27	07 46			07 52			08 06	08 29		08 41	09 05	09 35	09 52	10 28		10 48
107%	91%	—	Filton Abbey Wood	a	07 01				07 42	08 01						08 21	08 48		09 01	09 21	09 48	10 03	10 48		11 01
119%	119%	—	Severn Tunnel Jn	a	07 14																				
129%	113%	—	Newport (South Wales)	a	07 25				08 27										09 25			10 26			11 26
141%	125%	—	Cardiff Central 2	a	07 44				08 46										09 43			10 41			11 43

A 2 to Westbury

For connections to Swansea please refer to Table 128.  
 For connections to Exeter St Davids and Plymouth please refer to Table 135.  
 For connections from Bournemouth please refer to Table 158

For Bus Connections for either to or from Yeovil Junction and Yeovil Pen Mill  
 please see Table 123A



Table 123

Mondays to Fridays

Portsmouth and Weymouth - Bristol and South Wales

Network Diagram - see first Page of Table 123

	GW	GW	GW	GW	SW	GW	GW	GW		GW	GW	GW	GW	SW	GW	GW	GW	GW		GW	GW	GW	GW	GW
Brighton 100	d																							
Hove 2	d																							
Shoreham-by-Sea	d																							
Worthing 3	d																							
Barnham	d																							
Chichester 4	d																							
Havant	d																							
Portsmouth Harbour	d			09 23			10 23				11 23		12 23							13 23				14 23
Portsmouth & Southsea	d			09 27			10 27				11 27		12 27							13 27				14 27
Fratton	d			09 31			10 31				11 31		12 31							13 31				14 31
Cosham	d			09 39		10 05	10 39				11 39		12 39							13 39				14 39
Fareham	a			09 46		10 14	10 46				11 46		12 46							13 46				14 46
	d			09 47		10 15	10 47				11 47		12 47							13 47				14 47
Southampton Central	d			10 10		10 42	11 10				12 10	12 27	13 10							14 10				15 10
Romsey	d			10 21		10 54	11 21				12 21	12 39	13 21							14 21				15 21
Salisbury	a			10 39		11 13	11 39				12 39	13 02	13 39							14 39				15 39
	d			10 40	10 52	11 13	11 40				12 40	13 06	13 40	13 52						14 40				15 40
Warminster	d		10 25	11 01	11 12	11 34	12 01				13 01	13 34	14 01	14 12						15 01	15 28			16 01
Dilton Marsh	d		10x29									13x38									15x32			
Weymouth	d	08 53						11 10												13 10				
Upwey	d	08 58						11 15												13 15				
Dorchester West	d	09 06						11 23												13 23				
Maiden Newton	d	09 18						11 43												13 46				
Chetnole	d	09x26						11x50												13x53				
Yetminster	d	09x29						11x53												13x56				
Thornford	d	09x31						11x55												13x59				
Yeovil Pen Mill	d	09 41						12 05												14 08				
Castle Cary	a	09 54						12 19												14 22	14 44			
	d	09 55						12 23		12 45										14 22	14 44		15 51	
Bruton	d	10 01						12 29												14 28				
Frome	d	10 15						12 42												14 41		14 59		
Westbury	a	10 24	10 33		11 09	11 20	11 42	12 09	12 48		13 04	13 09	13 42	14 09	14 20		14 48	15 02	15 08		15 09	15 36		16 06
	d	10 38		11 05	11 10	11 21	11 43	12 10	12 52		13 05	13 10	13 44	14 10	14 21	14 38	14 51	15 03			15 10	15 38		16 08
Trowbridge	d	10 44			11 16	11 27	11 49	12 16	12 58			13 16	13 50	14 16	14 27	14 44	14 57				15 16	15 44		16 16
Bradford-on-Avon	d	10 50			11 22	11 33	11 55	12 22	13 04			13 22	13 56	14 22	14 33	14 50	15 03				15 22	15 50		16 22
Avoncliff	d	10 53				11 58		13 07				13 59				14 53	15 06					15 53		
Freshford	d	10 56				12 01		13 10				14 02			14 56	15 09						15 56		
Bath Spa 7	a	11 06			11 34	11 46	12 11	12 34	13 20			13 34	14 12	14 34	14 46	15 06	15 19				15 34	16 06		16 34
Melksham	d																							
Chippenham	a																							
Swindon	a																							
London Paddington 105	a			12 23							14 44									16 22			17 24	17 54
Oldfield Park	a	11 10				12 15		13 24				14 16		15 10								16 10		
Keynsham	a	11 18			11 54	12 22		13 32				14 24		14 54	15 18							16 18		
Bristol Temple Meads 10	a	11 28		11 48	12 05	12 31	12 48	13 41			13 48	14 35	14 48	15 05	15 28	15 34					15 48	16 29		16 48
Filton Abbey Wood	a	11 48			12 01		12 48	13 01			14 01	14 47	15 01			15 48					16 01	16 48		17 01
Severn Tunnel Jn.	a																							17 13
Newport (South Wales)	a				12 25			13 26			14 26		15 25								16 25			17 25
Cardiff Central 7	a				12 43			13 43			14 43		15 43								16 43			17 43

A to Southampton Central

C The Torbay Express

For connections to Swansea please refer to Table 128.  
 For connections to Exeter St Davids and Plymouth please refer to Table 135.  
 For connections from Bournemouth please refer to Table 158

For Bus Connections for either to or from Yeovil Junction and Yeovil Pen Mill please see Table 123A

Portsmouth and Weymouth - Bristol and South Wales

Network Diagram - see first Page of Table 123

	GW	GW	GW	GW	GW	GW	GW	GW	GW	GW	GW	GW	GW	GW	GW	GW	GW	GW	GW	GW	GW	GW	GW	GW	GW	GW
Brighton 100	d																									
Hove 2	d																									
Shoreham-by-Sea	d																									
Worthing 2	d																									
Barnham	d																									
Chichester 2	d																									
Havant	d																									
Portsmouth Harbour	d	15 23		16 23				17 23																		20 23
Portsmouth & Southsea	d	15 27		16 27				17 27																		20 27
Fratton	d	15 31		16 31				17 31																		20 31
Cosham	d	15 39		16 39				17 39																		20 46
Fareham	a	15 46		16 46				17 46																		20 46
	d	15 47		16 47				17 47																		20 47
Southampton Central	d	16 10		17 10				18 10																		21 10
Romsey	d	16 21		17 21				18 21																		21 21
Salisbury	a	16 39		17 39				18 39																		21 39
	d	16 40		17 40				18 40																		21 40
Warminster	d	17 01	17 28	18 01		18 18		19 01																		22 01
Dilton Marsh	d		17x32			18x22																				22 01
Weymouth	d	15 08						17 30																		20 21
Upwey	d	15 13						17 35																		20 26
Dorchester West	d	15 21						17 43																		20 34
Maiden Newton	d	15 33						17 54																		20 45
Chetnole	d	15x42						18x03																		20x54
Yetminster	d	15x45						18x06																		20x57
Thornford	d	15x47						18x08																		20x59
Yeovil Pen Mill	d	15 56						18 23																		21 09
Castle Cary	a	16 09						18 36																		21 22
Bruton	d	16 10						18 37	18 54																	21 23
Frome	d	16 16						18 43																		21 29
	d	16 29						19 06																		21 42
Westbury	a	16 38	17 09	17 36	18 09		18 28	19 09	19 17	19 12	19 17															22 09
	d	16 38	17 10	17 38	18 10			18 38	19 10	19 19	19 12	19 19	19 32	19 41	20 10											22 10
Trowbridge	d	16 44	17 16	17 44	18 16			18 44	19 16	19 19	19 12	19 25	19 38	19 48	20 16											22 16
Bradford-on-Avon	d	16 50	17 22	17 50	18 22			18 50	19 22	19 25	19 22	19 31	19 44	20 22												22 22
Avoncliff	d	16 53		17 53				18 54				19 34	19 56													22 11
Freshford	d	16 56		17 56				18 56				19 37	19 58													22 13
Bath Spa 2	a	17 06	17 34	18 06	18 34			19 06	19 34	19 47	19 47	20 12	20 34													22 34
Melksham	d												19 48													22 28
Chippenham	a												20 01													22 35
Swindon	a												20 21													22 44
London Paddington 16	a												20 39													22 28
Oldfield Park	a	17 10		18 10				19 10					19 51	20 14												22 28
Keynsham	a	17 18		18 17				19 18					19 59	20 21												22 35
Bristol Temple Meads 100	a	17 29	17 48	18 28	18 48			19 29	19 48	20 08	20 08	20 30	20 48													22 48
Filton Abbey Wood	a	17 48	18 01	18 48	19 01			19 48	20 01				21 01													23 01
Severn Tunnel Jn.	a		18 13		19 13				20 16				21 13													23 16
Newport (South Wales)	a		18 25		19 26				20 27				21 26													23 34
Cardiff Central 2	a		18 43		19 46				20 43				21 44													23 56

For connections to Swansea please refer to Table 128.  
 For connections to Exeter St Davids and Plymouth please refer to Table 135.  
 For connections from Bournemouth please refer to Table 158

For Bus Connections for either to or from Yeovil Junction and Yeovil Pen Mill  
 please see Table 123A



Portsmouth and Weymouth - Bristol and South Wales

Network Diagram - see first Page of Table 123

	GW	GW	GW	SW	GW	GW	GW	GW	GW	GW	GW	GW	GW	GW	GW	GW	GW	GW	GW	GW	GW	GW	GW	
Brighton 10	d			1		1	1																	
Hove 2	d																							
Shoreham-by-Sea	d																							
Worthing 3	d																							
Barnham	d																							
Chichester 4	d																							
Havant	d																							
Portsmouth Harbour	d																							
Portsmouth & Southsea	d																							
Fratton	d																							
Cosham	d																							
Fareham	a																							
Southampton Central	d																							
Romsey	d																							
Salisbury	a																							
Warminster	d	06 03		06 40																				
Dilton Marsh	d	06 25		07 00	07 23																			
Weymouth	d	06x29			07x27																			
Upwey	d																							
Dorchester West	d																							
Maiden Newton	d																							
Chetnole	d																							
Yetminster	d																							
Thornford	d																							
Yeovil Pen Mill	d																							
Castle Cary	a																							
Bruton	d																							
Frome	d		06 49																					
Westbury	a	06 33		06 58	07 08	07 31	07 51	07 59	08 11															
Trowbridge	d		06 38		07 09	07 38	07 56	08 02	08 17	08 38														
Bradford-on-Avon	d		06 45		07 15	07 44		08 08	08 23	08 44														
Avoncliff	d		06 51		07 21	07 50		08 14	08 29	08 50														
Freshford	d		06 53		07 53			08 32	08 53															
Bath Spa 7	a		06 56		07 56			08 35	08 56															
Melksham	d		07 06		07 33	08 06		08 30	08 45	09 06														
Chippenham	a																							
Swindon	a																							
London Paddington 15	a																							
Oldfield Park	a		07 11		07 37	08 11		08 49	09 11															
Keynsham	a		07 18		07 44	08 18		08 56	09 18															
Bristol Temple Meads 10	a		07 29		07 53	08 29		08 44	09 05	09 27														
Filton Abbey Wood	a		07 48		08 48			09 01	09 48															
Severn Tunnel Jn.	a																							
Newport (South Wales)	a																							
Cardiff Central 7	a																							

A to Bristol Temple Meads

For connections to Swansea please refer to Table 128.  
 For connections to Exeter St Davids and Plymouth please refer to Table 135.  
 For connections from Bournemouth please refer to Table 158

For Bus Connections for either to or from Yeovil Junction and Yeovil Pen Mill  
 please see Table 123A

Portsmouth and Weymouth - Bristol and South Wales

Network Diagram - see first Page of Table 123

	GW	GW	GW	GW	SW		GW	GW	GW	GW	GW	GW	GW	GW	GW	GW	GW	GW	GW	GW	GW	GW			
Brighton 100	d	◇	◇	◇	◇		◇	◇					◇	◇	◇		◇	◇			◇	◇	◇		
Hove 2	d																								
Shoreham-by-Sea	d																								
Worthing 2	d																								
Barnham	d																								
Chichester 2	d																								
Havant	d																								
<b>Portsmouth Harbour</b>	d	11 23		12 23								13 23				14 23		15 23		16 23		17 23			
Portsmouth & Southsea	d	11 27		12 27								13 27				14 27		15 27		16 27		17 27			
Fratton	d	11 31		12 31								13 31				14 31		15 31		16 31		17 31			
Cosham	d	11 39		12 39								13 39				14 39		15 39		16 39		17 39			
Fareham	a	11 46		12 46								13 46				14 46		15 46		16 46		17 46			
	d	11 47		12 47								13 47				14 47		15 47		16 47		17 47			
<b>Southampton Central</b>	d	12 10	12 27	13 10								14 10				15 10		16 10		17 10		18 10			
Romsey	d	12 21	12 38	13 21								14 21				15 21		16 21		17 21		18 21			
<b>Salisbury</b>	a	12 39	13 02	13 39								14 39				15 39		16 39		17 39		18 39			
	d	12 40	13 04	13 40	13 52							14 40				15 40		16 40		17 40		18 40			
Warminster	d	13 01	13 26	14 01	14 12							15 01	15 28			16 01		17 01	17 28	18 01		19 01			
Dilton Marsh	d		13x30									15x33						17 32							
<b>Weymouth</b>	d						13 10											15 08					17 28		
Upwey	d						13 15											15 13					17 33		
Dorchester West	d						13 23											15 21					17 41		
Maiden Newton	d						13 43											15 33					17 52		
Chetnole	d						13x51											15x42					18x01		
Yetminster	d						13x54											15x45					18x04		
Thornford	d						13x56											15x47					18x06		
Yeovil Pen Mill	d						14 06											15 56					18 18		
Castle Cary	a						14 19											16 09					18 31		
	d	12 45					14 20	14 44						15 49				16 10					18 32 18 53		
Bruton	d						14 26											16 16					18 38		
Frome	d						14 39			14 59					15 55			16 29					19 05		
<b>Westbury</b>	a	13 03	13 09	13 34	14 09	14 20	14 48	15 02		15 08	15 09	15 36			16 05	16 09		16 38	17 09	17 36	18 09		19 09	19 13	19 11
	d	13 05	13 10	13 38	14 10	14 21	14 48	15 03	15 06		15 10	15 38			16 07	16 10		16 38	17 10	17 38	18 10	18 38	19 10	19 17	19 12
Trowbridge	d		13 16	13 44	14 16	14 27	14 55		15 12		15 16	15 44				16 16		16 44	17 16	17 44	18 16	18 44	19 16		
Bradford-on-Avon	d		13 22	13 50	14 22	14 33	15 01				15 22	15 50				16 22		16 50	17 22	17 50	18 22	18 50	19 22		
Avoncliff	d			13 53			15 04					15 53						16 53		17 53		18 53			
Freshford	d			13 56			15 06					15 56						16 56		17 56		18 56			
Bath Spa 2	a		13 34	14 06	14 34	14 46	15 17				15 35	16 06				16 34		17 06	17 34	18 06	18 34	19 07	19 34		
Melksham	d									15 21															
Chippenham	a									15 29															
Swindon	a									15 50															
London Paddington 15	a	14 45								16 23					17 21	17 51								20 37	
Oldfield Park	a		14 11				15 21					16 11						17 11		18 10		19 11			
Keynsham	a		14 18		14 54		15 28					16 18						17 18		18 18		19 18			
<b>Bristol Temple Meads 10</b>	a	13 48	14 28	14 48	15 05		15 36				15 49	16 29			16 48		16 48	17 29	17 48	18 29	18 48	19 29	19 48		
Filton Abbey Wood	a	14 01	14 48	15 01			15 48				16 01	16 48			17 01		17 01	17 48	18 01	18 48	19 01	19 48	20 01		
Severn Tunnel Jn.	a														17 14			18 13							
Newport (South Wales)	a	14 24		15 25							16 24				17 26			18 25		19 26		20 25			
<b>Cardiff Central 2</b>	a	14 43		15 43							16 43				17 43			18 43		19 43		20 43			

A Ⓟ to Westbury

For connections to Swansea please refer to Table 128.  
 For connections to Exeter St Davids and Plymouth please refer to Table 135.  
 For connections from Bournemouth please refer to Table 158

For Bus Connections for either to or from Yeovil Junction and Yeovil Pen Mill please see Table 123A

Portsmouth and Weymouth - Bristol and South Wales

Network Diagram - see first Page of Table 123

	GW	GW	GW	GW	GW	GW	GW	SW	GW	GW	GW												
Brighton <b>10</b>	d	17 00																					
Hove <b>2</b>	d	17 04																					
Shoreham-by-Sea	d	17 13																					
Worthing <b>2</b>	d	17 22																					
Barnham	d	17 38																					
Chichester <b>2</b>	d	17 46																					
Havant	d	18 00																					
<b>Portsmouth Harbour</b>	d			18 23				19 23			20 23												
Portsmouth & Southsea	d			18 27				19 27			20 27												
Fratton	d			18 31				19 31			20 31												
Cosham	d	18 06		18 39				19 39															
Fareham	a	18 14		18 46				19 46			20 45												
	d	18 15		18 47				19 47			20 47												
<b>Southampton Central</b>	d	18 45		19 10				20 10			21 10												
Romsey	d	18 56		19 21				20 21			21 21												
<b>Salisbury</b>	a	19 14		19 39				20 39			21 40												
	d	19 15		19 40				20 40	20 57		21 40												
Warminster	d	19 36		20 01				21 01	21 17		22 01												
Dilton Marsh	d	19x41																					
<b>Weymouth</b>	d									20 21													
Upwey	d									20 26													
Dorchester West	d									20 34													
Maiden Newton	d									20 45													
Chetnole	d									20x54													
Yetminster	d									20x57													
Thornford	d									20x59													
Yeovil Pen Mill	d									21 09													
Castle Cary	a									21 22													
	d			19 47						21 23													
Bruton	d									21 29													
Frome	d						20 53			21 42													
<b>Westbury</b>	a	19 13	19 45	20 05	20 09		21 02	21 09	21 25	21 51	22 10												
	d	19 17	19 46	20 06	20 10	20 38		21 10	21 25	21 55	22 10												
Trowbridge	d	19 23	19 52		20 16	20 44		21 16	21 31	22 02	22 16												
Bradford-on-Avon	d	19 29	19 58		20 22	20 50		21 22	21 37	22 08	22 22												
Avoncliff	d	19 32	20 01			20 53				22 11													
Freshford	d	19 35	20 04			20 56				22 13													
Bath Spa <b>2</b>	a	19 45	20 14		20 34	21 07		21 37	21 50	22 24	22 34												
Melksham	d																						
Chippenham	a																						
Swindon	a																						
London Paddington <b>15</b>	a			21 32																			
Oldfield Park	a	19 49	20 18			21 11				22 28													
Keynsham	a	19 57	20 25			21 18			21 58	22 35													
<b>Bristol Temple Meads 10</b>	a	20 05	20 33		20 48	21 29		21 51	22 06	22 44	22 50												
Filton Abbey Wood	a				21 01			22 01			23 01												
Severn Tunnel Jn	a							22 17			23 17												
Newport (South Wales)	a				21 25			22 38			23 35												
<b>Cardiff Central 7</b>	a				21 43			22 58			23 55												

For connections to Swansea please refer to Table 128.  
 For connections to Exeter St Davids and Plymouth please refer to Table 135.  
 For connections from Bournemouth please refer to Table 158

For Bus Connections for either to or from Yeovil Junction and Yeovil Pen Mill  
 please see Table 123A

Table 123

Sundays

until 1 January

Portsmouth and Weymouth - Bristol and South Wales

Network Diagram - see first Page of Table 123

	GW	GW	GW	GW	GW	GW	GW	GW	GW	SW	GW	GW	GW	GW	GW	GW	GW	GW	GW	GW	GW	GW	GW					
Brighton 10	d																											
Hove 2	d																											
Shoreham-by-Sea	d																											
Worthing 2	d																											
Barnham	d																											
Chichester 2	d																											
Havant	d																											
Portsmouth Harbour	d			09 08				11 08					13 08			14 08	15 08			16 08				17 08				
Portsmouth & Southsea	d			09 12				11 12					13 12			14 12	15 12			16 12				17 12				
Fratton	d			09 16				11 16					13 16			14 16	15 16			16 16				17 16				
Cosham	d			09 23				11 23	12 23				13 23			14 23	15 23			16 23			16 55	17 23				
Fareham	a			09 31				11 31	12 31				13 31			14 31	15 31			16 31			17 02	17 31				
	d			09 32				11 32	12 32				13 32			14 32	15 32			16 32			17 03	17 32				
Southampton Central	d			09 54				11 54	12 54				13 54			14 54	15 54			16 54			17 26	17 54				
Romsey	d			10 06				12 06	13 06				14 06			15 06	16 06			17 06			17 39	18 06				
Salisbury	a			10 24				12 24	13 24				14 24			15 24	16 24			17 24			18 00	18 24				
	d			10 29				12 27	13 26				13 55	14 27		15 28	16 27			17 27			18 01	18 27				
Warminster	d			10 50				12 48	13 46				14 15	14 48		15 48	16 48			17 48			18 21	18 48				
Dilton Marsh	d			10x55									14x53			15x53	16x53						18x26					
Weymouth	d																											
Upwey	d															14 00								17 56				
Dorchester West	d															14 05								18 01				
Maiden Newton	d															14 13								18 09				
Chetnole	d															14 25								18 21				
Yetminster	d															14x33								18x29				
Thornford	d															14x36								18x32				
Yeovil Pen Mill	d															14x38								18x34				
Castle Cary	a															14 48								18 44				
	d															15 00								18 56				
Bruton	d															15 03	15 34			17 37				18 59				
Frome	d															15 08								19 05				
	d															15 21								19 18				
Westbury	a	09 51	09 48		10 58			12 52	12 54	13 55						14 23	14 56	15 30	15 51	15 56	16 56		17 54	17 57	18 30	18 55	19 27	
	d	09 54	09 58	10 51	11 00	11 50	12 53	12 56	13 56	13 59						14 24	15 02	15 31	15 52	15 59	17 00	17 10	17 56	18 02	18 32	19 01	19 12	19 30
Trowbridge	d				10 04			11 06	11 56							14 30	15 08	15 37		16 05	17 06	17 16		18 08	18 38	19 07	19 36	
Bradford-on-Avon	d				10 10			11 12	12 02							14 36	15 14	15 43		16 11	17 12			18 14	18 44	19 13	19 42	
Avoncliff	d				10 13			12 05								15 46		16 14						18 47		19 45		
Freshford	d				10 15			12 07								15 49		16 17						18 50		19 48		
Bath Spa 2	a				10 26			11 25	12 19							14 49	15 27	16 00		16 28	17 25			18 27	19 00	19 26	19 59	
Melksham	d																											
Chippenham	a																											
Swindon	a																											
London Paddington 15	a	11 29			12 29			14 29																				
	a																											
Oldfield Park	a				10 30			11 28	12 23																19 04	20 02		
Keynsham	a				10 37			11 35	12 30							14 57									19 11	20 10		
Bristol Temple Meads 10	a				10 45			11 44	12 38							15 05	15 40	16 23		16 41	17 44			18 40	19 20	19 39	20 18	
Filton Abbey Wood	a							11 55								15 55				16 55	17 55			18 55		19 55		
Severn Tunnel Jn	a							12 10								16 07				17 10	18 07			19 07		20 10		
Newport (South Wales)	a							12 29								16 26				17 29	18 26			19 26		20 28		
Cardiff Central 2	a							12 44								16 44				17 46	18 44			19 42		20 46		

For connections to Swansea please refer to Table 128.  
 For connections to Exeter St Davids and Plymouth please refer to Table 135.  
 For connections from Bournemouth please refer to Table 158

For Bus Connections for either to or from Yeovil Junction and Yeovil Pen Mill please see Table 123A





**Table 123**

**Sundays**

8 January to 12 February

**Portsmouth and Weymouth - Bristol and South Wales**

**Network Diagram - see first Page of Table 123**

	GW	GW	GW	GW	GW	GW	GW	GW	GW	SW	GW	GW	GW	GW	GW	GW	GW	GW	GW
	◇	◇	◇	◇	◇	◇	◇	◇	◇	◇	◇	◇	◇	◇	◇	◇	◇	◇	◇
Brighton 10	d							11 10										15 46	
Hove 2	d							11 14											15 50
Shoreham-by-Sea	d							11 20											15 56
Worthing 2	d							11 29											16 08
Barnham	d							11 46											16 25
Chichester 2	d							11 54											16 34
Havant	d							12 10											16 48
<b>Portsmouth Harbour</b>	d			09 08				11 08				13 08			14 08	15 08			16 08
Portsmouth & Southsea	d			09 12				11 12				13 12			14 12	15 12			16 12
Fratton	d			09 16				11 16				13 16			14 16	15 16			16 16
Cosham	d			09 23				11 23	12 23			13 23			14 23	15 23			16 23
Fareham	a			09 31				11 31	12 31			13 31			14 31	15 31			16 31
	d			09 32				11 32	12 32			13 32			14 32	15 32			16 32
<b>Southampton Central</b>	d			09 54				11 54	12 54			13 54			14 54	15 54			16 54
Romsey	d			10 06				12 06	13 06			14 06			15 06	16 06			17 06
<b>Salisbury</b>	a			10 24				12 24	13 24			14 24			15 24	16 24			17 24
	d			10 29				12 27	13 26			13 55	14 27		15 28	16 27			17 27
Warminster	d			10 50				12 48	13 47			14 15	14 48		15 48	16 48			17 48
Dilton Marsh	d			10x55				12 48	13 47			14x53			15x53	16x53			18x26
<b>Weymouth</b>	d																		
Upwey	d													14 00					17 56
Dorchester West	d													14 05					18 01
Maiden Newton	d													14 13					18 09
Chetnole	d													14 25					18 21
Yetminster	d													14x33					18x29
Thornford	d													14x36					18x32
Yeovil Pen Mill	d													14x38					18x34
Castle Cary	a													14 48					18 44
	d													15 00					18 56
Bruton	d	09 34						12 33						15 03	15 34			17 37	18 59
Frome	d													15 08					19 05
	d		09 39											15 21					19 18
<b>Westbury</b>	a	09 51	09 48		10 58			12 52	12 54	13 55			14 23	14 56	15 30	15 51	15 56	16 56	17 54
	d	09 54	09 58	10 51	11 00	11 50	12 53	12 56	13 56	13 59			14 24	15 02	15 31	15 52	15 59	17 00	17 10
Trowbridge	d		10 04		11 06	11 56		13 02	14 02				14 30	15 08	15 37		16 05	17 06	17 16
Bradford-on-Avon	d		10 10		11 12	12 02		13 08	14 08				14 36	15 14	15 43		16 11	17 12	
Avoncliff	d		10 13		11 12	12 05		13 08	14 11				14 36	15 14	15 43		16 11	17 12	
Freshford	d		10 15		11 15	12 07		13 14	14 14				14 36	15 14	15 43		16 11	17 12	
Bath Spa 2	a		10 26		11 25	12 19		13 22	14 24				14 49	15 27	16 00		16 28	17 25	
Melksham	d																		17 25
Chippenham	a																		17 35
Swindon	a																		17 53
London Paddington 15	a	11 29		12 29			14 29			15 29					17 30			19 29	
Oldfield Park	a		10 30		11 28	12 23		13 25	14 27						16 03			17 28	19 04
Keynsham	a		10 37		11 35	12 30		13 32	14 35			14 57		16 11			17 35	19 11	20 10
<b>Bristol Temple Meads 10</b>	a		10 45		11 44	12 38		13 41	14 44			15 05	15 40	16 23			16 41	17 44	18 40
Filton Abbey Wood	a				11 55			13 55	14 55				15 55				16 55	17 55	18 55
Severn Tunnel Jn	a				12 10			14 07	15 07				16 07				17 10	18 07	19 07
Newport (South Wales)	a				12 29			14 27	15 26				16 26				17 29	18 26	19 26
<b>Cardiff Central 2</b>	a				12 44			14 51	15 41				16 44				17 46	18 44	19 42

For connections to Swansea please refer to Table 128.  
 For connections to Exeter St Davids and Plymouth please refer to Table 135.  
 For connections from Bournemouth please refer to Table 158

For Bus Connections for either to or from Yeovil Junction and Yeovil Pen Mill  
 please see Table 123A

Table 123

Sundays

8 January to 12 February

Portsmouth and Weymouth - Bristol and South Wales

Network Diagram - see first Page of Table 123

Table with columns for destinations (e.g., Brighton, Portsmouth Harbour, Southampton Central, Weymouth, Westbury) and rows for departure times (e.g., 17 46, 17 50, 17 56, 18 08, 18 25, 18 34, 18 48, 19 08, 19 12, 19 16, 20 08, 20 03, 20 12, 22 12, 20 16, 22 16, etc.).

For connections to Swansea please refer to Table 128. For connections to Exeter St Davids and Plymouth please refer to Table 135. For connections from Bournemouth please refer to Table 158

For Bus Connections for either to or from Yeovil Junction and Yeovil Pen Mill please see Table 123A

Table 123

Sundays

19 February to 25 March

Portsmouth and Weymouth - Bristol and South Wales

Network Diagram - see first Page of Table 123

	GW	GW	GW	GW	GW	GW	GW	GW	GW	SW	GW	GW	GW	GW	GW	GW	GW	GW	GW	GW	GW	GW	GW	GW	
Brighton 10	d																								
Hove 2	d																								
Shoreham-by-Sea	d																								
Worthing 2	d																								
Barnham	d																								
Chichester 2	d																								
Havant	d																								
Portsmouth Harbour	d			09 08				11 08				13 08			14 08	15 08						16 08			17 08
Portsmouth & Southsea	d			09 12				11 12				13 12			14 12	15 12						16 12			17 12
Fratton	d			09 16				11 16				13 16			14 16	15 16						16 16			17 16
Cosham	d			09 23				11 23	12 23			13 23			14 23	15 23						16 23			17 23
Fareham	a			09 31				11 31	12 31			13 31			14 31	15 31						16 31			17 31
	d			09 32				11 32	12 32			13 32			14 32	15 32						16 32			17 32
Southampton Central	d			09 54				11 54	12 54			13 54			14 54	15 54						16 54			17 54
Romsey	d			10 05				12 06	13 06			14 06			15 06	16 06						17 06			18 06
Salisbury	a			10 23				12 24	13 24			14 24			15 24	16 24						17 24			18 00
	d			10 29				12 27	13 26			13 55	14 27		15 27	16 27						17 27			18 01
Warminster	d			10 50				12 48	13 46			14 15	14 48		15 48	16 48						17 48			18 21
Dilton Marsh	d			10x55								14x53			15x53	16x53									18x26
Weymouth	d																								
Upwey	d														14 00										17 56
Dorchester West	d														14 05										18 01
Maiden Newton	d														14 13										18 09
Chetnole	d														14 25										18 21
Yetminster	d														14x33										18x29
Thornford	d														14x36										18x32
Yeovil Pen Mill	d														14x38										18x34
Castle Cary	a														14 48										18 44
	d														15 00										18 56
Bruton	d														15 03	15 34						17 37			18 59
Frome	d														15 08										19 05
	d														15 21										19 18
Westbury	a														14 00										19 27
	d														14 23	14 56	15 30	15 51	15 56	16 56		17 54	17 57		18 30
Trowbridge	d														14 24	15 02	15 31	15 52	15 59	16 59	17 10	17 56	18 02		18 32
Bradford-on-Avon	d														14 30	15 08	15 37	16 05	17 05	17 16		18 08		18 38	
Avoncliff	d														14 36	15 14	15 43	16 11	17 11		18 14		18 44	19 13	
Freshford	d														15 46	16 14					18 47		19 45		
Bath Spa 2	a														15 49	16 17					18 50		19 48		
	d														16 00	16 29	17 24				18 27		19 00	19 26	
Melksham	d																					17 25			
Chippenham	a																					17 35			
Swindon	a																					17 53			
London Paddington 15	a																					19 29			20 43
Oldfield Park	a														16 03							17 27			19 04
Keynsham	a														16 11							17 34			20 10
Bristol Temple Meads 10	a														16 23							18 40			20 18
Filton Abbey Wood	a														15 55							16 55	17 55		18 55
Severn Tunnel Jn	a																								
Newport (South Wales)	a																								
Cardiff Central 2	a																								

For connections to Swansea please refer to Table 128.  
 For connections to Exeter St Davids and Plymouth please refer to Table 135.  
 For connections from Bournemouth please refer to Table 158

For Bus Connections for either to or from Yeovil Junction and Yeovil Pen Mill please see Table 123A



Portsmouth and Weymouth - Bristol and South Wales

Network Diagram - see first Page of Table 123

		GW	GW	GW	GW	GW	GW	GW	GW	SW		GW	GW	GW	GW	GW	GW	GW	GW	GW	GW	GW	GW	GW
		◇	◇	◇	◇	◇	◇	◇	◇	◇		◇	◇	◇	◇	◇	◇	◇	◇	◇	◇	◇	◇	◇
Brighton 10	d									11 10														15 46
Hove 2	d									11 14														15 50
Shoreham-by-Sea	d									11 20														15 56
Worthing 2	d									11 29														16 08
Barnham	d									11 46														16 25
Chichester 2	d									11 54														16 34
Havant	d									12 10														16 48
Portsmouth Harbour	d			09 08								13 08			14 08	15 08								16 08
Portsmouth & Southsea	d			09 12								13 12			14 12	15 12								16 12
Fratton	d			09 16								13 16			14 16	15 16								16 16
Cosham	d			09 23						12 23		13 23			14 23	15 23								16 23
Fareham	a			09 31						12 31		13 31			14 31	15 31								16 31
	d			09 32						12 32		13 32			14 32	15 32								16 32
Southampton Central	d			09 54						12 54		13 54			14 54	15 54								16 54
Romsey	d			10 06						13 06		14 06			15 06	16 06								17 06
Salisbury	a			10 24						13 24		14 24			15 24	16 24								17 24
	d			10 29						13 26	13 55	14 27			15 28	16 27								17 27
Warminster	d			10 50						13 46	14 15	14 48			15 48	16 48								17 48
Dilton Marsh	d			10x55						14x53		15x53			16x53									18x26
Weymouth	d																							14 00
Upwey	d																							14 05
Dorchester West	d																							14 13
Maiden Newton	d																							14 25
Chetnole	d																							14x33
Yetminster	d																							14x36
Thornford	d																							14x38
Yeovil Pen Mill	d																							14 48
Castle Cary	d																							15 00
	d																							15 03
Bruton	d																							15 34
Frome	d																							15 08
	d																							15 21
Westbury	a	09 38	09 33		10 58		12 52		13 55	14 23		14 56	15 30	15 51	15 56	16 56								17 48
	d	09 41	09 45	10 51	11 00	11 50	12 53	13 54	13 58	14 24		15 02	15 31	15 52	15 59	17 00								17 51
Trowbridge	d		09 51		11 06	11 56			14 04	14 30		15 08	15 37		16 05	17 06								17 16
Bradford-on-Avon	d		09 57		11 12	12 02			14 10	14 36		15 14	15 43		16 11	17 12								18 08
Avoncliff	d		10 00		12 05				14 13			15 46			16 14									18 14
Freshford	d		10 02		12 07				14 16			15 49			16 17									18 47
Bath Spa 2	a		10 15		11 25	12 19			14 26	14 49		15 27	16 00		16 28	17 25								18 27
Melksham	d																							17 25
Chippenham	a																							17 35
Swindon	a	10 18																						17 53
London Paddington 15	a	11 29	12 29					14 33	15 29					17 32										18 26
Oldfield Park	a		10 19		11 28	12 23			14 29															19 04
Keynsham	a		10 26		11 35	12 30			14 37	14 57														19 11
Bristol Temple Meads 10	a		10 33		11 44	12 38			14 46	15 05														18 40
Filton Abbey Wood	a				11 55				14 57															19 20
Severn Tunnel Jn	a				12 10				15 09															18 55
Newport (South Wales)	a				12 29				15 28															19 07
Cardiff Central 2	a				12 44				15 43															19 26
	a																							20 28
	a																							20 46

For connections to Swansea please refer to Table 128.  
 For connections to Exeter St Davids and Plymouth please refer to Table 135.  
 For connections from Bournemouth please refer to Table 158

For Bus Connections for either to or from Yeovil Junction and Yeovil Pen Mill please see Table 123A

Table 123

**Sundays**  
from 1 April

**Portsmouth and Weymouth - Bristol and South Wales**

Network Diagram - see first Page of Table 123

	GW	SW	GW	GW	GW	GW	GW	GW	GW											
	◇	◇ <b>1</b>	◇	◇			◇ <b>1</b>	◇	◇											
Brighton <b>10</b>	d			17 46																
Hove <b>2</b>	d			17 50																
Shoreham-by-Sea	d			17 56																
Worthing <b>3</b>	d			18 08																
Barnham	d			18 25																
Chichester <b>4</b>	d			18 34																
Havant	d			18 48																
Portsmouth Harbour	d	18 08			19 08				20 08	22 03										
Portsmouth & Southsea	d	18 12			19 12				20 12	22 12										
Fratton	d	18 16			19 16				20 16	22 16										
Cosham	d	18 23		18 55	19 23															
Fareham	a	18 31		19 02	19 31				20 31	22 31										
	d	18 32		19 03	19 32				20 32	22 32										
Southampton Central	d	18 54		19 30	19 54				20 54	22 57										
Romsey	a	19 06		19 42	20 06				21 06	23 09										
Salisbury	a	19 24		20 00	20 24				21 24	23 27										
	d	19 25	19 55	20 03	20 27				21 27	23 28										
Warminster	d	19 48	20 15	20 23	20 48				21 48	23 48										
Dilton Marsh	d			20x28					21x53	23x53										
Weymouth	d				20 09															
Upwey	d				20 14															
Dorchester West	d				20 22															
Maiden Newton	d				20 34															
Chetnole	d				20x42															
Yetminster	d				20x45															
Thornford	d				20x47															
Yeovil Pen Mill	d				20 57															
Castle Cary	a				21 09															
	d				21 10		21 19													
Bruton	d				21 16															
Frome	d				21 34			←												
Westbury	a	19 55	20 23	20 32	20 56	21 43		21 39	21 43	21 56	23 57									
	d	20 01	20 23	20 36	21 02	21 45		21 40	21 45	22 00										
Trowbridge	d	20 07	20 29	20 42	21 08	→			21 51	22 06										
Bradford-on-Avon	d	20 13	20 35	20 48	21 14				21 57	22 12										
Avoncliff	d			20 51					22 00											
Freshford	d			20 54					22 03											
Bath Spa <b>7</b>	a	20 26	20 48	21 09	21 27				22 14	22 25										
Melksham	d																			
Chippenham	a																			
Swindon	a							22 15												
London Paddington <b>16</b>	⊖ a							23 28												
Oldfield Park	a			21 12					22 17											
Keynsham	a		20 56	21 20					22 25											
Bristol Temple Meads <b>10</b>	a	20 39	21 04	21 29	21 40				22 33	22 38										
Filton Abbey Wood	a	20 55			21 55					22 55										
Severn Tunnel Jn.	a	21 07			22 14					23 08										
Newport (South Wales)	a	21 26			22 31					23 26										
Cardiff Central <b>7</b>	a	21 42			22 53					23 47										

For connections to Swansea please refer to Table 128.  
For connections to Exeter St Davids and Plymouth please refer to Table 135.  
For connections from Bournemouth please refer to Table 158

For Bus Connections for either to or from Yeovil Junction and Yeovil Pen Mill please see Table 123A