

Table 25

Mondays to Fridays

15 December to 15 May

London - Stevenage, Cambridge and Peterborough

Network Diagram - see first Page of Table 24

Table with columns for Miles, Station Name, and various service codes (TL, MO, MX, GR). Rows include London Kings Cross, Stevenage, Cambridge, and Peterborough.

Table with columns for Station Name and various service codes (GR, TL, MX, etc.). Rows include London Kings Cross, Stevenage, Cambridge, and Peterborough.

Table with columns for Station Name and various service codes (TL, GR, etc.). Rows include London Kings Cross, Stevenage, Cambridge, and Peterborough.

A The Cambridge Express

For additional services from Hertford North to Stevenage and Letchworth refer to Table 24.









Table 25

Saturdays

20 December to 16 May

London - Stevenage, Cambridge and Peterborough

Network Diagram - see first Page of Table 24

Table with 28 columns representing stations and 28 rows representing services. Includes stations like London Kings Cross, Stevenage, Cambridge, and Peterborough with departure and arrival times.

Table with 28 columns representing stations and 28 rows representing services. Includes stations like London Kings Cross, Stevenage, Cambridge, and Peterborough with departure and arrival times.

Table with 28 columns representing stations and 28 rows representing services. Includes stations like London Kings Cross, Stevenage, Cambridge, and Peterborough with departure and arrival times.

A The Cambridge Express

For additional services from Hertford North to Stevenage and Letchworth refer to Table 24.







Table 25

**Sundays**

14 December to 4 January

London - Stevenage, Cambridge and Peterborough

Network Diagram - see first Page of Table 24

Table with 28 columns and 30 rows. Columns represent stations: London Kings Cross, Finsbury Park, Potters Bar, Hatfield, Welwyn Garden City, Welwyn North, Knebworth, Hertford North, Stevenage, Hitchin, Letchworth Garden City, Baldock, Ashwell & Morden, Royston, Meldreth, Shepreth, Foxton, Cambridge, Arlesey, Biggleswade, Sandy, St Neots, Huntingdon, Peterborough. Rows represent services with departure and arrival times.

Table with 28 columns and 30 rows. Columns represent stations: London Kings Cross, Finsbury Park, Potters Bar, Hatfield, Welwyn Garden City, Welwyn North, Knebworth, Hertford North, Stevenage, Hitchin, Letchworth Garden City, Baldock, Ashwell & Morden, Royston, Meldreth, Shepreth, Foxton, Cambridge, Arlesey, Biggleswade, Sandy, St Neots, Huntingdon, Peterborough. Rows represent services with departure and arrival times.

Table with 28 columns and 30 rows. Columns represent stations: London Kings Cross, Finsbury Park, Potters Bar, Hatfield, Welwyn Garden City, Welwyn North, Knebworth, Hertford North, Stevenage, Hitchin, Letchworth Garden City, Baldock, Ashwell & Morden, Royston, Meldreth, Shepreth, Foxton, Cambridge, Arlesey, Biggleswade, Sandy, St Neots, Huntingdon, Peterborough. Rows represent services with departure and arrival times.

A The Cambridge Express

For additional services from Hertford North to Stevenage and Letchworth refer to Table 24.

Table 25

Sundays

14 December to 4 January

London - Stevenage, Cambridge and Peterborough

Network Diagram - see first Page of Table 24

Table with 22 columns (TL, TL, TL, GR, TL, TL, TL, TL, TL, TL, TL, TL, TL, TL, TL, TL, TL, TL, TL, TL, TL, TL) and rows for stations including London Kings Cross, Finsbury Park, Stevenage, Hitchin, and Peterborough.

Sundays

11 January to 15 February

Table with 22 columns (TL, TL) and rows for stations including London Kings Cross, Finsbury Park, Stevenage, Hitchin, and Peterborough.

Table with 22 columns (TL, TL, TL, TL, GR, TL, GR, TL, TL, GR, TL, TL, GR, TL, GR, TL, TL, TL, TL, TL, GR, TL, GR) and rows for stations including London Kings Cross, Finsbury Park, Stevenage, Hitchin, and Peterborough.

A The Cambridge Express

For additional services from Hertford North to Stevenage and Letchworth refer to Table 24.









Table 25

Sundays

29 March to 10 May

**London - Stevenage, Cambridge and Peterborough**

Network Diagram - see first Page of Table 24

	TL	TL	TL	TL	TL	TL	TL	TL	TL	TL	TL	TL	TL	TL	TL	TL	TL	TL	TL	TL	GR
<b>London Kings Cross</b> 15	⊖	d																			
Finsbury Park	⊖	d																			
Potters Bar		d																			
Hatfield		d																			
Welwyn Garden City		d																			
Welwyn North		d																			
Knebworth		d																			
Hertford North		d																			
<b>Stevenage</b> 4		d																			
Hitchin		d																			
Letchworth Garden City		d																			
Baldock		d																			
Ashwell & Morden		d																			
Royston		d																			
Meldreth		d																			
Shepreth		d																			
Foxton		d																			
<b>Cambridge</b>		a																			
Arlesey		d																			
Biggleswade		d																			
Sandy		d																			
St Neots		d																			
Huntingdon		d																			
<b>Peterborough</b> 3		a																			

	TL	TL	TL	TL	GR	TL	GR	TL	TL	GR	TL	TL	GR	TL	GR	TL	TL	TL	TL	GR	TL	GR
<b>London Kings Cross</b> 15	⊖	d																				
Finsbury Park	⊖	d																				
Potters Bar		d																				
Hatfield		d																				
Welwyn Garden City		d																				
Welwyn North		d																				
Knebworth		d																				
Hertford North		d																				
<b>Stevenage</b> 4		d																				
Hitchin		d																				
Letchworth Garden City		d																				
Baldock		d																				
Ashwell & Morden		d																				
Royston		d																				
Meldreth		d																				
Shepreth		d																				
Foxton		d																				
<b>Cambridge</b>		a																				
Arlesey		d																				
Biggleswade		d																				
Sandy		d																				
St Neots		d																				
Huntingdon		d																				
<b>Peterborough</b> 3		a																				

	TL	TL	TL	TL	GR	TL	GR	TL	TL	GR	TL	TL	GR	TL	GR	TL	TL	TL	TL	GR	TL	
<b>London Kings Cross</b> 15	⊖	d																				
Finsbury Park	⊖	d																				
Potters Bar		d																				
Hatfield		d																				
Welwyn Garden City		d																				
Welwyn North		d																				
Knebworth		d																				
Hertford North		d																				
<b>Stevenage</b> 4		d																				
Hitchin		d																				
Letchworth Garden City		d																				
Baldock		d																				
Ashwell & Morden		d																				
Royston		d																				
Meldreth		d																				
Shepreth		d																				
Foxton		d																				
<b>Cambridge</b>		a																				
Arlesey		d																				
Biggleswade		d																				
Sandy		d																				
St Neots		d																				
Huntingdon		d																				
<b>Peterborough</b> 3		a																				

A The Cambridge Express

For additional services from Hertford North to Stevenage and Letchworth refer to Table 24.











**Table 25**

**Sundays**

29 March to 10 May

**London - Stevenage, Cambridge and Peterborough**

**Network Diagram - see first Page of Table 24**

	TL	TL	TL	GR	TL		TL	TL	TL	TL	TL																
	A						A																				
<b>London Kings Cross</b>  d	22 15	22 23	22 26	22 35	22 53		23 05	23 15		23 23	23 26																
Finsbury Park  d		22 28	22 32		22 58		23 11			23 28	23 32																
Potters Bar d							23 21																				
Hatfield d							23 27																				
Welwyn Garden City  d							23 31																				
Welwyn North d							23 34																				
Knebworth d							23 38																				
Hertford North d			23 09								00 09																
<b>Stevenage</b>  d		22 47	23a22		23 17		23 42			23 47	00 22																
Hitchin  d		22 52			23 22		23 48		←	23 52	00 27																
Letchworth Garden City d					23 27		23 53	23 42	23 53		00a36																
Baldock d					23 30		→	23 56																			
Ashwell & Morden d								00 01																			
Royston d					23 39		23 51	00 07																			
Meldreth d								00 11																			
Shepreth d								00 14																			
Foxton d								00 16																			
<b>Cambridge</b> a	23 01				23 55		00 06	00 28																			
Arlesey d		22 57									23 57																
Biggleswade d		23 02									00 02																
Sandy d		23 06									00 06																
St Neots d		23 14									00 14																
Huntingdon d		23 22									00 22																
<b>Peterborough</b>  a		23 43		23s23							00 43																

**A The Cambridge Express**

For additional services from Hertford North to Stevenage and Letchworth refer to Table 24.

Table 25R

Mondays to Fridays

15 December to 15 May

Peterborough, Cambridge and Stevenage - London

Network Diagram - see first Page of Table 24

Table with 20 columns: Miles, Miles, TL MX, TL MO, TL MO, TL MX, TL TL, TL TL, TL TL, TL TL, TL TL, TL TL, TL TL, TL TL, TL TL, TL TL, TL GR, TL TL, TL TL, TL TL. Rows include Peterborough, Cambridge, Stevenage, and London Kings Cross.

Table with 20 columns: TL TL, TL GR, TL TL, TL TL, TL TL, TL TL, TL TL, TL TL, TL TL, TL TL, TL TL, TL TL, TL TL, TL TL, TL TL, TL TL, TL TL, TL TL, TL TL, TL TL. Rows include Peterborough, Cambridge, Stevenage, and London Kings Cross.

Table with 20 columns: TL TL, TL GR, TL TL, TL TL, TL TL, TL TL, TL TL, TL TL, TL TL, TL TL, TL TL, TL TL, TL TL, TL TL, TL TL, TL TL, TL TL, TL TL, TL TL, TL TL. Rows include Peterborough, Cambridge, Stevenage, and London Kings Cross.

A The Cambridge Express

B The Hull Executive

For additional services from Stevenage and Letchworth to Hertford North refer to Table 24.









Table 25R

Saturdays

20 December to 16 May

Peterborough, Cambridge and Stevenage - London

Network Diagram - see first Page of Table 24

Table with 20 columns (TL, TL, TL, GR, TL, TL, TL, TL, XC, GR, TL, TL, TL, GR, TL, TL, TL, XC, GR, TL, TL) and rows for stations: Peterborough, Huntingdon, St Neots, Sandy, Biggleswade, Arlesey, Cambridge, Foxton, Shepreth, Meldreth, Royston, Ashwell & Morden, Baldock, Letchworth Garden City, Hitchin, Stevenage, Hertford North, Knebworth, Welwyn North, Welwyn Garden City, Hatfield, Potters Bar, Finsbury Park, London Kings Cross.

Table with 20 columns (TL, TL, TL, GR, TL, TL, TL, TL, XC, GR, TL, TL, TL, GR, GR, TL, TL, TL, XC, GR, TL, TL) and rows for stations: Peterborough, Huntingdon, St Neots, Sandy, Biggleswade, Arlesey, Cambridge, Foxton, Shepreth, Meldreth, Royston, Ashwell & Morden, Baldock, Letchworth Garden City, Hitchin, Stevenage, Hertford North, Knebworth, Welwyn North, Welwyn Garden City, Hatfield, Potters Bar, Finsbury Park, London Kings Cross.

Table with 20 columns (TL, TL, TL, GR, TL, TL, TL, TL, XC, GR, TL, TL, TL, GR, TL, TL, TL, XC, GR, TL, TL) and rows for stations: Peterborough, Huntingdon, St Neots, Sandy, Biggleswade, Arlesey, Cambridge, Foxton, Shepreth, Meldreth, Royston, Ashwell & Morden, Baldock, Letchworth Garden City, Hitchin, Stevenage, Hertford North, Knebworth, Welwyn North, Welwyn Garden City, Hatfield, Potters Bar, Finsbury Park, London Kings Cross.

A The Cambridge Express

For additional services from Stevenage and Letchworth to Hertford North refer to Table 24.





Table 25R

Sundays

14 December to 4 January

Peterborough, Cambridge and Stevenage - London

Network Diagram - see first Page of Table 24

Table with 20 columns (TL, TL, TL, TL, TL, TL, TL, TL, TL, TL, TL, TL, TL, TL, TL, TL, GR, TL, TL, TL, TL, TL, GR, TL) and rows for stations: Peterborough, Huntingdon, St Neots, Sandy, Biggleswade, Arlesey, Cambridge, Royston, Ashwell & Morden, Baldock, Letchworth Garden City, Hitchin, Stevenage, Hertford North, Knebworth, Welwyn North, Welwyn Garden City, Hatfield, Potters Bar, Finsbury Park, London Kings Cross.

Table with 20 columns (TL, TL, GR, TL, TL, TL, TL, GR, TL, TL, TL, TL, GR, TL, TL, TL, TL, GR, TL, TL, TL, GR, GR, TL) and rows for stations: Peterborough, Huntingdon, St Neots, Sandy, Biggleswade, Arlesey, Cambridge, Royston, Ashwell & Morden, Baldock, Letchworth Garden City, Hitchin, Stevenage, Hertford North, Knebworth, Welwyn North, Welwyn Garden City, Hatfield, Potters Bar, Finsbury Park, London Kings Cross.

Table with 20 columns (TL, TL, GR, TL, TL, GR, TL, XC, TL, GR, TL, TL, TL, GR, TL, XC, TL, TL, GR, TL, TL, GR, TL) and rows for stations: Peterborough, Huntingdon, St Neots, Sandy, Biggleswade, Arlesey, Cambridge, Royston, Ashwell & Morden, Baldock, Letchworth Garden City, Hitchin, Stevenage, Hertford North, Knebworth, Welwyn North, Welwyn Garden City, Hatfield, Potters Bar, Finsbury Park, London Kings Cross.

A The Cambridge Express

For additional services from Stevenage and Letchworth to Hertford North refer to Table 24.



Table 25R

Sundays

14 December to 4 January

Peterborough, Cambridge and Stevenage - London

Network Diagram - see first Page of Table 24

Table with columns for station names and departure times. Stations include Peterborough, Cambridge (Foxton, Shepreth, Meldreth, Royston, Ashwell & Morden, Baldock, Letchworth Garden City), Hitchin, Stevenage, Hertford North, Knebworth, Welwyn North, Welwyn Garden City, Hatfield, Potters Bar, Finsbury Park, and London Kings Cross. Times are listed in columns for each route.

Sundays

11 January to 15 February

Table with columns for station names and departure times. Stations include Peterborough, Cambridge (Foxton, Shepreth, Meldreth, Royston, Ashwell & Morden, Baldock, Letchworth Garden City), Hitchin, Stevenage, Hertford North, Knebworth, Welwyn North, Welwyn Garden City, Hatfield, Potters Bar, Finsbury Park, and London Kings Cross. Times are listed in columns for each route.

Table with columns for station names and departure times. Stations include Peterborough, Cambridge (Foxton, Shepreth, Meldreth, Royston, Ashwell & Morden, Baldock, Letchworth Garden City), Hitchin, Stevenage, Hertford North, Knebworth, Welwyn North, Welwyn Garden City, Hatfield, Potters Bar, Finsbury Park, and London Kings Cross. Times are listed in columns for each route.

A The Cambridge Express

For additional services from Stevenage and Letchworth to Hertford North refer to Table 24.







Table 25R

Sundays

22 February to 22 March

Peterborough, Cambridge and Stevenage - London

Network Diagram - see first Page of Table 24

Table with 3 main sections. Each section lists stations from Peterborough to London Kings Cross with departure and arrival times. Columns include station names, direction (d/a), and specific times. Network diagram symbols are present in the top columns of each section.

For additional services from Stevenage and Letchworth to Hertford North refer to Table 24.







Table 25R

Sundays

29 March to 10 May

Peterborough, Cambridge and Stevenage - London

Network Diagram - see first Page of Table 24

	TL	GR	TL	GR	XC		TL	GR	TL	TL	GR	TL	TL										
							A																
Peterborough	d	21 46	21 51			22 14 22 16		22 23			22 55	23 01											
Huntingdon	d	22 00										23 15											
St Neots	d	22 08										23 23											
Sandy	d	22 15										23 30											
Biggleswade	d	22 19										23 34											
Arlesey	d	22 24										23 39											
Cambridge	d		21 55		23a06		22 20		22 28				23 16										
Foxton	d		22 05										23 25										
Shepreth	d		22 08										23 28										
Meldreth	d		22 11										23 31										
Royston	d		22 16						22 42				23 36										
Ashwell & Morden	d		22 21										23 41										
Baldock	d		22 26						22 50				23 46										
Letchworth Garden City	d		22 29						22 53				23 50										
Hitchin	d	22 30	22 34					22 58				23 46	23 55										
Stevenage	d	22 35	22 40	22 45				22 54	23 03	23 30	23s33	23 51	00 01										
Hertford North	a									23 43													
Knebworth	d		22 43										00 05										
Welwyn North	d		22 48										00 09										
Welwyn Garden City	d		22 52										00 13										
Hatfield	d		22 56										00 16										
Potters Bar	d		23 02										00 22										
Finsbury Park		22 55	23 12						23 23	00 22		00s17	00s33										
London Kings Cross		23 00	22 42	23 19	23 10		23 11	23 18	23 29	00 31	23 59	00 26	00 42										

A The Cambridge Express

For additional services from Stevenage and Letchworth to Hertford North refer to Table 24.