

Table T173-F

Mondays to Fridays

11 December to 29 December

London Bridge - South Bermondsey, Queens Road Peckham, Peckham Rye, East Dulwich, North Dulwich, Tulse Hill and Streatham

Miles	Miles	Miles	Miles		SN MX	TL MX	SN MX	TL	TL	SN	SN	SN	TL	SN	SN	TL	SN	SN	TL	SN	TL	SN	
					A	B	C	B	D				B			B			E		E		
0	0	—	—	London Bridge	d			00 03		06 00	06 10	06 16			06 26	06 36		06 43	06 57		07 08		07 18
1 3/4	1 3/4	—	—	South Bermondsey	d			00 07		06 04	06 14	06 21			06 30	06 40		06 50	07 02		07 12		07 22
2 3/4	2 3/4	—	—	Queens Rd Peckham	d			00 09		06 07	06 17	06 24			06 33	06 43		06 54	07 05		07 14		07 25
3 1/4	3 1/4	—	—	Peckham Rye	d			00 12		06 10	06 20	06 26			06 35	06 46		06 57	07 07		07 17		07 28
4 1/4	4 1/4	—	—	East Dulwich	d			00 15		06 13	06 23	06 29			06 38	06 50		07 00	07 10		07 20		07 31
4 3/4	4 3/4	—	—	North Dulwich	d			00 17		06 15	06 25	06 31			06 40	06 52		07 03	07 12		07 22		07 33
—	—	0	0	St Pancras International	d				05 33	05 44			06 12			06 38			06 46		07 04		07 10
—	—	1 1/4	1 1/4	Farringdon	d				05 39	05 50			06 18			06 44			06 52		07 10		07 16
—	—	1 1/2	1 1/2	City Thameslink	d				05 42	05 53			06 21			06 47			06 55		07 13		07 19
—	—	2	2	London Blackfriars	d				05 46	05 58			06 24			06 50			06 58		07 16		07 22
—	—	3 1/4	3 1/4	Elephant & Castle	d				05 49	06 01			06 27			06 53			07 01		07 19		07 25
—	—	5	5	Loughborough Jn	d					06 05			06 31			06 57			07 05		07 23		07 29
—	—	6	6	Herne Hill	d	00 01			05 57	06 09			06 35			07 01			07 11		07 27		07 33
6	6	7	7	Tulse Hill	d	00 05	00 21	06 02	06 14	06 20	06 31	06 35	06 42		06 45	06 58	07 05	07 11	07 16	07 19	07 28	07 31	07 37
—	—	6 3/4	—	West Norwood	a			00 24					06 38			07 14							07 40
—	—	7 1/4	—	Gipsy Hill	a			00 27					06 41			07 17							07 43
—	—	8 1/2	—	Crystal Palace	a			00 29					06 44			07 19							07 46
—	—	10	—	Birkbeck	a								06 49			07 24							07 52
—	—	11 1/2	—	Beckenham Junction	a								06 53			07 27							07 55
7 1/2	—	8 1/2	8 1/2	Streatham	d	00 03	00 09	06 05	06 19	06 23	06 35		06 45		06 51	07 02	07 09		07 19	07 23	07 32	07 35	
8	—	—	—	Streatham Common	a	00 06					06 38					07 05						07 35	
9	—	—	—	Norbury	a	00 08					06 40					07 08						07 37	
10 1/4	—	—	—	Thornton Heath	a	00 11					06 43					07 11						07 40	
11	—	—	—	Selhurst	a	00 14					06 46					07 13						07 43	
12 1/4	—	—	—	West Croydon	a	00 18					06 53					07 23						07 53	
—	—	10	—	Tooting	a	00 13		06 10		06 28					06 56		07 13		07 25			07 41	
—	—	11 1/2	—	Haydons Road	a	00 16		06 13		06 31				06 59		07 16		07 28				07 44	
—	—	12 1/4	—	Wimbledon	a	00 18		06 16		06 33				07 03		07 18		07 31				07 46	
—	—	—	10 1/4	Mitcham Eastfields	a				06 23				06 49							07 27			
—	—	—	11 1/4	Mitcham Junction	a				06 26				06 52							07 30			
—	—	—	12 1/4	Hackbridge	a				06 29				06 55							07 33			
—	—	—	13 1/4	Carshalton	a				06 32				06 58							07 36			
—	—	—	14 1/4	Sutton	a	00 37		06 34	06 39				07 03			07 36			07 39			08 07	

	TL E	SN	SN	TL B	SN	SN	TL B	SN	SN	TL B	SN	TL F	SN	TL G	SN	TL B	SN	TL G	SN	TL G	SN	TL SN	SN	
London Bridge																								
South Bermondsey		07 34	07 44		07 58	08 02		08 06	08 16			08 26	08 36		08 45	08 56			09 16		09 25	09 36		
Queens Rd Peckham		07 36	07 47		08 01	08 05		08 10	08 24			08 33	08 44		08 54	09 04			09 24		09 34	09 44		
Peckham Rye		07 39	07 50		08 04	08 07		08 20	08 29			08 38	08 50		08 59	09 10			09 29		09 40	09 50		
East Dulwich		07 42	07 53		08 07	08 11		08 23	08 32			08 41	08 53		09 02	09 13			09 32		09 43	09 53		
North Dulwich		07 44	07 55		08 09	08 14		08 25	08 34			08 43	08 55		09 04	09 15			09 34		09 46	09 55		
St Pancras International	07 20			07 32			07 52			08 12		08 24		08 36		08 44		08 56		09 16				
Farringdon	07 26			07 38			07 58			08 18		08 30		08 42		08 50		09 02		09 22				
City Thameslink	07 29			07 41			08 01			08 21		08 33		08 45		08 53		09 05		09 25				
London Blackfriars	07 32			07 44			08 04			08 24		08 36		08 48		08 56		09 08		09 28				
Elephant & Castle				07 47			08 10			08 27		08 39			08 59		09 11		09 31					
Loughborough Jn				07 51			08 16			08 32					09 03		09 15		09 35					
Herne Hill	07 42			07 57			08 21			08 35		08 46		08 57		09 07		09 21		09 41				
Tulse Hill	07 46	07 50	08 00	08 03	08 13	08 18	08 25	08 29	08 38	08 40	08 47	08 51	09 00	09 02	09 08	09 16	09 29	09 32		09 38	09 46	09 52	09 59	
West Norwood					08 16				08 41						09 12				09 44					
Gipsy Hill					08 19				08 44						09 15				09 47					
Crystal Palace					08 22				08 46						09 18				09 49					
Birkbeck					08 26				08 52						09 24				09 54					
Beckenham Junction					08 29				08 56						09 27				09 57					
Streatham	07 50	07 53	08 03	08 06			08 21	08 28	08 33			08 44	08 50	08 54	09 04	09 06		09 20	09 33	09 36		09 50	10 03	
Streatham Common			08 06					08 36							09 07			09 36					10 06	
Norbury			08 09					08 38							09 09			09 38					10 08	
Thornton Heath			08 12					08 41							09 12			09 41					10 11	
Selhurst			08 14					08 44							09 15			09 44				10 04	10 14	
West Croydon			08 21					08 52							09 19			09 50					10 19	
Tooting		07 58		08 13			08 26			08 48					09 11				09 41					
Haydons Road		08 01		08 16			08 30			08 51					09 14				09 44					
Wimbledon		08 03		08 19			08 33			08 53					09 16				09 46					
Mitcham Eastfields	07 53						08 32					08 58				09 24					09 54			
Mitcham Junction	07 56						08 35					09 01				09 27					09 57			

Table T173-F

Mondays to Fridays

11 December to 29 December

London Bridge - South Bermondsey, Queens Road Peckham, Peckham Rye, East Dulwich, North Dulwich, Tulse Hill and Streatham

	TL A	SN	TL B	SN C	SN	TL A	SN	TL B	SN	TL A	SN	TL B	SN	TL A	SN	TL B	SN	TL A	SN	TL B	SN	TL A			
London Bridge	d	09 46		10 04	10 10		10 25		10 40		10 55		11 10		11 25		11 40		11 55		12 10				
South Bermondsey	d	09 53		10 08	10 14		10 31		10 44		11 01		11 14		11 31		11 44		12 01		12 14				
Queens Rd Peckham	d	09 56		10 10	10 17		10 33		10 47		11 03		11 17		11 33		11 47		12 03		12 17				
Peckham Rye	d	09 59		10 13	10 20		10 36		10 50		11 06		11 20		11 36		11 50		12 06		12 20				
East Dulwich	d	10 02		10 16	10 23		10 39		10 53		11 09		11 23		11 39		11 53		12 09		12 23				
North Dulwich	d	10 04		10 18	10 25		10 41		10 55		11 11		11 25		11 41		11 55		12 11		12 25				
St Pancras International	d	09 34	09 48				10 04	10 18		10 34		10 48		11 04		11 18		11 34		11 48		12 04			
Farringdon	d	09 40	09 53				10 09	10 23		10 39		10 53		11 09		11 23		11 39		11 53		12 09			
City Thameslink	d	09 43	09 57				10 13	10 27		10 43		10 57		11 13		11 27		11 43		11 57		12 13			
London Blackfriars	d	09 46	10 00				10 16	10 30		10 46		11 00		11 16		11 30		11 46		12 00		12 16			
Elephant & Castle	d	09 49	10 03				10 19	10 33		10 49		11 03		11 19		11 33		11 49		12 03		12 19			
Loughborough Jn	d	09 53	10 07				10 23	10 37		10 53		11 07		11 23		11 37		11 53		12 07		12 23			
Herne Hill	d	09 57	10 11				10 27	10 41		10 57		11 11		11 27		11 41		11 57		12 11		12 27			
Tulse Hill	d	10 02	10 08	10 16	10a23	10 29		10 32	10 44	10 46	11 00	11 03	11 14	11 16	11 29	11 32		11 44	11 46	11 59	12 02	12 14	12 16	12 29	12 32
West Norwood	a		10 15					10 47				11 17						11 47				12 17			
Gipsy Hill	a		10 18					10 50				11 20						11 50				12 20			
Crystal Palace	a		10 21					10 53				11 23						11 53				12 23			
Birkbeck	a		10 25					10 57				11 27						11 57				12 27			
Beckenham Junction	a		10 29					11 01				11 31						12 01				12 31			
Streatham	d	10 06		10 20		10 33		10 36		10 50	11 04	11 07		11 20	11 33	11 36		11 50	12 03	12 06		12 20	12 34	12 37	
Streatham Common	a					10 36					11 07			11 36					12 06				12 37		
Norbury	a					10 38					11 09			11 38					12 08				12 39		
Thornton Heath	a					10 41					11 12			11 41					12 11				12 42		
Selhurst	a					10 44					11 15			11 44					12 14				12 45		
West Croydon	a					10 49					11 19			11 49					12 19				12 49		
Tooting	a	10 11					10 41				11 11			11 41					12 11				12 41		
Haydons Road	a	10 14					10 44				11 14			11 44					12 14				12 44		
Wimbledon	a	10 16					10 46				11 16			11 46					12 16				12 46		
Mitcham Eastfields	a			10 24					10 54				11 24					11 54				12 24			
Mitcham Junction	a			10 27					10 57				11 27					11 57				12 27			
Hackbridge	a			10 30					11 00				11 30					12 00				12 30			
Carshalton	a			10 33					11 03				11 33					12 03				12 33			
Sutton	a	10 35		10 36				11 05		11 06		11 35		11 36		12 05		12 06		12 35		12 36		13 05	

	SN	TL B	SN	TL A	SN	TL B	SN	TL A	SN	TL B	SN	TL A	SN	TL B	SN	TL A	SN	TL B	SN	TL A	SN			
London Bridge	d	12 25		12 40		12 55		13 10		13 26		13 40		13 55		14 10		14 25		14 40		14 55		
South Bermondsey	d	12 31		12 44		13 01		13 14		13 31		13 44		14 01		14 14		14 31		14 44		15 01		
Queens Rd Peckham	d	12 33		12 47		13 03		13 17		13 33		13 47		14 03		14 17		14 33		14 47		15 03		
Peckham Rye	d	12 36		12 50		13 06		13 20		13 36		13 50		14 06		14 20		14 36		14 50		15 06		
East Dulwich	d	12 39		12 53		13 09		13 23		13 39		13 53		14 09		14 23		14 39		14 53		15 09		
North Dulwich	d	12 41		12 55		13 11		13 25		13 41		13 55		14 11		14 25		14 41		14 55		15 11		
St Pancras International	d		12 18		12 34		12 48		13 04		13 18		13 34		13 48		14 04		14 18		14 34		14 48	
Farringdon	d		12 23		12 39		12 53		13 09		13 23		13 39		13 53		14 09		14 23		14 39		14 53	
City Thameslink	d		12 27		12 43		12 57		13 13		13 27		13 43		13 57		14 13		14 27		14 43		14 57	
London Blackfriars	d		12 30		12 46		13 00		13 16		13 30		13 46		14 00		14 16		14 30		14 46		14 59	
Elephant & Castle	d		12 33		12 49		13 03		13 19		13 33		13 49		14 03		14 19		14 33		14 49		15 02	
Loughborough Jn	d		12 37		12 53		13 07		13 23		13 37		13 53		14 07		14 23		14 37		14 53		15 06	
Herne Hill	d		12 41		12 57		13 11		13 27		13 41		13 57		14 11		14 27		14 41		14 57		15 10	
Tulse Hill	d	12 44		12 46	12 59	13 02	13 14	13 16	13 29	13 32	13 44	13 46		13 59	14 02	14 14	14 16	14 29	14 32	14 44	14 46	14 59	15 02	15 14
West Norwood	a	12 47				13 17				13 47				14 17				14 47				15 17		
Gipsy Hill	a	12 50				13 20				13 50				14 20				14 50				15 20		
Crystal Palace	a	12 53				13 23				13 53				14 23				14 53				15 23		
Birkbeck	a	12 57				13 27				13 57				14 27				14 57				15 27		
Beckenham Junction	a	13 01				13 31				14 01				14 31				15 02				15 32		
Streatham	d		12 50	13 03	13 06		13 20	13 33	13 36		13 50		14 03	14 06		14 20	14 33	14 36		14 50	15 03		15 06	
Streatham Common	a			13 06				13 36					14 06				14 36				15 06			
Norbury	a			13 08				13 38					14 08				14 38				15 08			
Thornton Heath	a			13 11				13 41					14 11				14 41				15 11			
Selhurst	a			13 14				13 44					14 14				14 44				15 14			
West Croydon	a			13 19				13 49					14 19				14 49				15 19			
Tooting	a			13 11				13 41					14 11				14 41				15 11			
Haydons Road	a			13 14				13 44					14 14				14 44				15 14			
Wimbledon	a			13 16				13 46					14 16				14 46				15 16			
Mitcham Eastfields	a			12 54				13 24					13 54				14 24				14 54			
Mitcham Junction	a			12 57				13 27					13 57				14 27				14 57			
Hackbridge	a			13 00				13 30																

Table T173-F

Mondays to Fridays

11 December to 29 December

London Bridge - South Bermondsey, Queens Road Peckham, Peckham Rye, East Dulwich, North Dulwich, Tulse Hill and Streatham

	TL A	SN	TL B	SN	TL A	SN	TL B	SN	TL A	SN	TL B	SN	TL A	SN	TL B	SN	TL A	SN	TL B	SN	TL A	SN	TL C	TL A
London Bridge	d	15 10		15 25		15 40		15 55		16 10		16 25		16 40		16 57		17 11		17 30				17 30
South Bermondsey	d	15 14		15 31		15 44		16 01		16 14		16 31		16 44		17 01		17 16		17 34		17 26		17 34
Queens Rd Peckham	d	15 17		15 33		15 47		16 03		16 17		16 33		16 47		17 03		17 20		17 36				17 36
Peckham Rye	d	15 20		15 36		15 50		16 06		16 20		16 36		16 50		17 06		17 22		17 39		17 30		17 39
East Dulwich	d	15 23		15 39		15 53		16 09		16 23		16 39		16 53		17 09		17 25		17 42		17 33		17 42
North Dulwich	d	15 25		15 41		15 55		16 11		16 25		16 41		16 55		17 11		17 27		17 44		17 35		17 44
St Pancras International	d	14 48		15 04		15 18		15 34		15 48		16 04		16 18		16 34		16 50		17 02				17 16
Farringdon	d	14 53		15 09		15 23		15 39		15 53		16 09		16 23		16 39		16 55		17 07				17 21
City Thameslink	d	14 57		15 13		15 27		15 43		15 57		16 13		16 27		16 43		16 59		17 11				17 25
London Blackfriars	d	15 00		15 16		15 30		15 46		16 00		16 16		16 30		16 46		17 02		17 14				17 30
Elephant & Castle	d	15 03		15 19		15 33		15 49		16 03		16 19		16 33		16 49		17 06		17 18				17 34
Loughborough Jn	d	15 07		15 23		15 37		15 53		16 07		16 23		16 37		16 53		17 10		17 22				17 38
Herne Hill	d	15 11		15 27		15 41		15 57		16 11		16 27		16 41		16 57		17 16		17 26				17 43
Tulse Hill	d	15 16	15 29	15 32	15 44	15 46	15 59	16 02	16 14	16 16	16 29	16 32	16 44	16 46	16 59	17 02	17 17	17 20	17 31	17 32	17 39	17 48	17 48	17 48
West Norwood	a			15 47				16 17				16 47				17 20								17 51
Gipsy Hill	a			15 50				16 20				16 50				17 23								17 54
Crystal Palace	a			15 53				16 23				16 53				17 25								17 57
Birkbeck	a			15 58				16 28				16 57				17 29								18 01
Beckenham Junction	a			16 02				16 32				17 00				17 33								18 04
Streatham	d	15 20	15 33	15 36	15 50	16 03	16 06	16 20	16 33	16 36	16 50	17 03	17 06	17 20	17 35	17 36	17 44	17 52						17 52
Streatham Common	a		15 36			16 06			16 36			17 06			17 38									
Norbury	a		15 38			16 08			16 38			17 08			17 40									
Thornton Heath	a		15 41			16 11			16 41			17 11			17 43									
Selhurst	a		15 44			16 14			16 44			17 14			17 46									
West Croydon	a		15 49			16 19			16 49			17 19			17 53									
Tooting	a		15 41			16 11			16 40			17 10			17 41									
Haydons Road	a		15 44			16 14			16 43			17 13			17 44									
Wimbledon	a		15 46			16 16			16 46			17 16			17 46									
Mitcham Eastfields	a	15 24			15 54			16 24			16 55			17 28			17 48							17 55
Mitcham Junction	a	15 27			15 57			16 27			16 58			17 31			17 51							17 58
Hackbridge	a	15 30			16 00			16 30			17 01			17 34			17 55							18 02
Carshalton	a	15 33			16 03			16 33			17 04			17 37			17 57							18 04
Sutton	a	15 36	16 05	16 06	16 35	16 36	17 05	17 08	17 38	17 40	18 07	18 01	18 08											18 08

	SN	TL B	SN C	SN A	TL B	SN C	TL D	SN A	SN E	TL B	SN C	TL D	SN A	SN E	TL B	SN C	TL D	SN A	SN E	TL B	SN C	TL D	
London Bridge	d		17 50			18 09		18 30				18 51	19 01	19 11	19 27		19 40						
South Bermondsey	d	17 46	17 54	18 05	18 14	18 24	18 34	18 45	18 55	19 05	19 15	19 31	19 44										
Queens Rd Peckham	d	17 48	17 57	18 07	18 17	18 26	18 36	18 47	18 57	19 07	19 18	19 34	19 47										
Peckham Rye	d	17 51	18 00	18 10	18 20	18 29	18 39	18 50	19 00	19 10	19 20	19 36	19 50										
East Dulwich	d	17 54	18 03	18 13	18 23	18 32	18 42	18 53	19 03	19 13	19 23	19 39	19 53										
North Dulwich	d	17 56	18 05	18 15	18 25	18 34	18 44	18 55	19 05	19 15	19 25	19 41	19 55										
St Pancras International	d	17 32			17 48	18 04		18 22	18 38		18 48	19 04	19 18	19 34									
Farringdon	d	17 37			17 53	18 09		18 27	18 43		18 53	19 09	19 23	19 39									
City Thameslink	d	17 41			17 57	18 13		18 31	18 47		18 57	19 13	19 27	19 43									
London Blackfriars	d	17 44			18 00	18 16		18 34	18 50		19 00	19 16	19 30	19 46									
Elephant & Castle	d	17 48			18 06	18 20		18 38	18 54		19 04	19 19	19 33	19 49									
Loughborough Jn	d	17 52			18 10	18 24		18 42	18 58		19 08	19 23	19 37	19 53									
Herne Hill	d	17 57			18 14	18 28		18 48	19 02		19 12	19 27	19 41	19 57									
Tulse Hill	d	18 00	18 02	18 09	18 19	18 20	18 29	18 32	18 40	18 48	18 52	19 02	19 07	19 12	19 17	19 18	19 29	19 32	19 45	19 46	19 59	20 02	20 02
West Norwood	a				18 22			18 51				19 21		19 48									
Gipsy Hill	a				18 25			18 54				19 24		19 51									
Crystal Palace	a				18 28			18 57				19 27		19 53									
Birkbeck	a				18 32			19 01				19 31		19 58									
Beckenham Junction	a				18 35			19 04				19 35		20 02									
Streatham	d	18 04	18 07	18 13	18 24	18 33	18 36	18 43	18 56	19 06	19 13	19 16	19 20	19 33	19 36	19 50	20 03	20 06					
Streatham Common	a	18 07			18 36			19 09				19 36		20 06									
Norbury	a	18 10			18 39			19 11				19 38		20 08									
Thornton Heath	a	18 13			18 42			19 14				19 41		20 11									
Selhurst	a	18 16			18 46			19 17				19 44		20 14									
West Croydon	a	18 23			18 56			19 26				19 50		20 18									
Tooting	a	18 10			18 40			19 17				19 41		20 11									
Haydons Road	a	18 13			18 43			19 20				19 44		20 14									
Wimbledon	a	18 17			18 46			19 23				19 46		20 17									
Mitcham Eastfields	a		18 17		18 27		18 47	18 59			19 20	19 24		19 54									
Mitcham Junction	a		18 20																				

Table T173-F

Mondays to Fridays

1 January to 18 May

London Bridge - South Bermondsey, Queens Road Peckham, Peckham Rye, East Dulwich, North Dulwich, Tulse Hill and Streatham

		SN	TL A	SN	TL B	SN	TL A	SN	TL B	SN	TL A	SN	TL B	SN	TL A	SN	TL B	SN	TL A	SN	TL B	SN	
London Bridge	d	10 10		10 25		10 40		10 55		11 10		11 25		11 40		11 55		12 10		12 25		12 40	
South Bermondsey	d	10 14		10 31		10 44		11 01		11 14		11 31		11 44		12 01		12 14		12 31		12 44	
Queens Rd Peckham	d	10 17		10 33		10 47		11 03		11 17		11 33		11 47		12 03		12 17		12 33		12 47	
Peckham Rye	d	10 20		10 36		10 50		11 06		11 20		11 36		11 50		12 06		12 20		12 36		12 50	
East Dulwich	d	10 23		10 39		10 53		11 09		11 23		11 39		11 53		12 09		12 23		12 39		12 53	
North Dulwich	d	10 25		10 41		10 55		11 11		11 25		11 41		11 55		12 11		12 25		12 41		12 55	
St Pancras International	d		10 06	10 20		10 36		10 50		11 06		11 20		11 36		11 50		12 06		12 20		12 36	
Farringdon	d		10 10	10 24		10 40		10 54		11 10		11 24		11 40		11 54		12 10		12 24		12 40	
City Thameslink	d		10 13	10 27		10 43		10 57		11 13		11 27		11 43		11 57		12 13		12 27		12 43	
London Blackfriars	d		10 16	10 30		10 46		11 00		11 16		11 30		11 46		12 00		12 16		12 30		12 46	
Elephant & Castle	d		10 19	10 33		10 49		11 03		11 19		11 33		11 49		12 03		12 19		12 33		12 49	
Loughborough Jn	d		10 23	10 37		10 53		11 07		11 23		11 37		11 53		12 07		12 23		12 37		12 53	
Herne Hill	d		10 27	10 41		10 57		11 11		11 27		11 41		11 57		12 11		12 27		12 41		12 57	
Tulse Hill	d	10 29		10 32	10 44	11 00	11 03	11 14	11 16	11 29	11 32		11 44	11 46	11 59	12 02	12 14	12 16	12 29	12 32	12 44	12 46	12 59
West Norwood	a			10 47				11 17					11 47				12 17				12 47		
Gipsy Hill	a			10 50				11 20					11 50				12 20				12 50		
Crystal Palace	a			10 53				11 23					11 53				12 23				12 53		
Birkbeck	a			10 57				11 27					11 57				12 27				12 57		
Beckenham Junction	a			11 01				11 31					12 01				12 31				13 01		
Streatham	d	10 33		10 36		10 50	11 04	11 07		11 20	11 33	11 36		11 50	12 03	12 06		12 20	12 34	12 37		12 50	13 03
Streatham Common	a	10 36					11 07				11 36				12 06			12 37				13 06	
Norbury	a	10 38					11 09				11 38				12 08			12 39				13 08	
Thornton Heath	a	10 41					11 12				11 41				12 11			12 42				13 11	
Selhurst	a	10 44					11 15				11 44				12 14			12 45				13 14	
West Croydon	a	10 49					11 19				11 49				12 19			12 49				13 19	
Tooting	a		10 41				11 11				11 41				12 11			12 41				13 11	
Haydens Road	a		10 44				11 14				11 44				12 14			12 44				13 14	
Wimbledon	a		10 46				11 16				11 46				12 16			12 46				13 16	
Mitcham Eastfields	a			10 54			11 24				11 54				12 24			12 54				13 24	
Mitcham Junction	a			10 57			11 27				11 57				12 27			12 57				13 27	
Hackbridge	a			11 00			11 30				12 00				12 30			13 00				13 30	
Carshalton	a			11 03			11 33				12 03				12 33			13 03				13 33	
Sutton	a		11 05		11 06		11 35		11 36		12 05		12 06		12 35		12 36		13 05		13 06		13 35



		TL A	SN	TL B	SN	TL A	SN	TL B	SN	TL A	SN	TL B	SN	TL A	SN	TL B	SN	TL A	SN	TL B	SN	TL A	SN		
London Bridge	d	12 55		13 10		13 26		13 40		13 55		14 10		14 25		14 40		14 55		15 10		15 25		15 40	
South Bermondsey	d	13 01		13 14		13 31		13 44		14 01		14 14		14 31		14 44		15 01		15 14		15 31		15 44	
Queens Rd Peckham	d	13 03		13 17		13 33		13 47		14 03		14 17		14 33		14 47		15 03		15 17		15 33		15 47	
Peckham Rye	d	13 06		13 20		13 36		13 50		14 06		14 20		14 36		14 50		15 06		15 20		15 36		15 50	
East Dulwich	d	13 09		13 23		13 39		13 53		14 09		14 23		14 39		14 53		15 09		15 23		15 39		15 53	
North Dulwich	d	13 11		13 25		13 41		13 55		14 11		14 25		14 41		14 55		15 11		15 25		15 41		15 55	
St Pancras International	d	12 36	12 50	13 06		13 20		13 36		13 50		14 06		14 20		14 36		14 50		15 06		15 20		15 36	
Farringdon	d	12 40	12 54	13 10		13 24		13 40		13 54		14 10		14 24		14 40		14 54		15 10		15 24		15 40	
City Thameslink	d	12 43	12 57	13 13		13 27		13 43		13 57		14 13		14 27		14 43		14 57		15 13		15 27		15 43	
London Blackfriars	d	12 46	13 00	13 16		13 30		13 46		14 00		14 16		14 30		14 46		15 00		15 16		15 30		15 46	
Elephant & Castle	d	12 49	13 03	13 19		13 33		13 49		14 03		14 19		14 33		14 49		15 03		15 19		15 33		15 49	
Loughborough Jn	d	12 53	13 07	13 23		13 37		13 53		14 07		14 23		14 37		14 53		15 07		15 23		15 37		15 53	
Herne Hill	d	12 57	13 11	13 27		13 41		13 57		14 11		14 27		14 41		14 57		15 11		15 27		15 41		15 57	
Tulse Hill	d	13 02	13 14	13 16	13 29	13 32	13 44	13 46		13 59	14 02	14 14	14 16	14 29	14 32	14 44	14 46	14 59		15 02	15 14	15 16	15 29	15 32	15 44
West Norwood	a		13 17			13 47				14 17				14 47				15 17				15 47			
Gipsy Hill	a		13 20			13 50				14 20				14 50				15 20				15 50			
Crystal Palace	a		13 23			13 53				14 23				14 53				15 23				15 53			
Birkbeck	a		13 27			13 57				14 27				14 57				15 27				15 57			
Beckenham Junction	a		13 31			14 01				14 31				15 01				15 31				16 01			
Streatham	d	13 06		13 20	13 33	13 36		13 50		14 03	14 06		14 20	14 33	14 36		14 50	15 03		15 06		15 20	15 33	15 36	
Streatham Common	a			13 36				14 06					14 36				15 06				15 36				
Norbury	a			13 38				14 08					14 38				15 08				15 38				
Thornton Heath	a			13 41				14 11					14 41				15 11				15 41				
Selhurst	a			13 44				14 14					14 44				15 14				15 44				
West Croydon	a			13 49				14 19					14 49				15 19				15 49				
Tooting	a	13 11			13 41					14 11				14 41				15 11				15 41			
Haydens Road	a	13 14			13 44					14 14				14 44				15 14				15 44			
Wimbledon	a	13 16			13 46					14 16				14 46				15 16				15 46			
Mitcham Eastfields	a		13 24			13 54				14 24				14 54				15 24				15 54			
Mitcham Junction																									

Table T173-F

Mondays to Fridays

1 January to 18 May

London Bridge - South Bermondsey, Queens Road Peckham, Peckham Rye, East Dulwich, North Dulwich, Tulse Hill and Streatham

	TL A	SN B	TL C	SN D	TL E	SN F	TL G	SN H	TL I	SN J	TL K	SN L	TL M	SN N	TL O	SN P	TL Q	SN R	TL S	SN T	TL U	SN V	TL W	SN X	TL Y	SN Z			
London Bridge 	d	15 40		15 55		16 10		16 25		16 40		16 57		17 11		17 30		17 46		17 55		18 05		18 18		18 30		18 41	
South Bermondsey	d	15 44		16 01		16 14		16 31		16 44		17 01		17 16		17 26		17 36		17 48		17 57		18 08		18 19		18 30	
Queens Rd Peckham	d	15 47		16 03		16 17		16 33		16 47		17 03		17 20		17 33		17 42		17 54		18 03		18 15		18 26		18 37	
Peckham Rye 	d	15 50		16 06		16 20		16 36		16 50		17 06		17 22		17 39		17 49		18 01		18 10		18 21		18 32		18 43	
East Dulwich	d	15 53		16 09		16 23		16 39		16 53		17 09		17 25		17 42		17 52		18 04		18 13		18 24		18 35		18 46	
North Dulwich	d	15 55		16 11		16 25		16 41		16 55		17 11		17 27		17 44		17 54		18 06		18 15		18 26		18 37		18 48	
St Pancras International	d	15 20	15 36		15 50		16 06		16 20		16 36		16 52		17 04		17 18		17 34		17 48		18 00		18 12		18 24		18 36
Farringdon	d	15 24	15 40		15 54		16 10		16 24		16 40		16 56		17 09		17 23		17 39		17 51		18 03		18 15		18 27		18 39
City Thameslink	d	15 27	15 43		15 57		16 13		16 27		16 43		16 59		17 11		17 25		17 41		17 53		18 05		18 17		18 29		18 41
London Blackfriars	d	15 30	15 46		16 00		16 16		16 30		16 46		17 02		17 14		17 30		17 44		17 56		18 08		18 20		18 32		18 44
Elephant & Castle	d	15 33	15 49		16 03		16 19		16 33		16 49		17 06		17 18		17 34		17 48		18 00		18 12		18 24		18 36		18 48
Loughborough Jn	d	15 37	15 53		16 07		16 23		16 37		16 53		17 10		17 22		17 38		17 52		18 04		18 16		18 28		18 40		18 52
Herne Hill	d	15 41	15 57		16 11		16 27		16 41		16 57		17 16		17 26		17 43		17 57		18 09		18 21		18 33		18 45		18 57
Tulse Hill	d	15 46	15 59	16 02		16 14	16 16	16 29	16 32	16 44		16 46	16 59	17 02		17 20	17 31	17 32	17 39	17 48	17 48	18 00	18 02	18 02	18 09		18 17		18 25
West Norwood	a					16 17				16 47					17 20						17 51								
Gipsy Hill	a					16 20				16 50					17 23						17 54								
Crystal Palace	a					16 23				16 53					17 25						17 57								
Birkbeck	a					16 28				16 57					17 29						18 01								
Beckenham Junction	a					16 32				17 00					17 33						18 04								
Streatham	d	15 50	16 03	16 06		16 20	16 33	16 36		16 50	17 03	17 06		17 24	17 35	17 36	17 44		17 52	18 04	18 07	18 13							
Streatham Common	a		16 06			16 36				17 06					17 38						18 07								
Norbury	a		16 08			16 38				17 08					17 40						18 10								
Thornton Heath	a		16 11			16 41				17 11					17 43						18 13								
Selhurst	a		16 14			16 44				17 14					17 46						18 16								
West Croydon	a		16 19			16 49				17 19					17 53						18 23								
Tooting	a			16 11			16 40				17 10					17 41					18 10								
Haydens Road	a			16 14			16 43				17 13					17 44					18 13								
Wimbledon	a			16 16			16 46				17 16					17 46					18 17								
Mitcham Eastfields	a	15 54				16 24				16 55					17 28		17 48		17 55		18 17								
Mitcham Junction	a	15 57				16 27				16 58					17 31		17 51		17 58		18 20								
Hackbridge	a	16 00				16 30				17 01					17 34		17 55		18 02		18 24								
Carshalton	a	16 03				16 33				17 04					17 37		17 57		18 04		18 26								
Sutton	a	16 06		16 35		16 36		17 05		17 08		17 38			17 40		18 07	18 01	18 08		18 37	18 30							



	SN A	TL B	SN C	TL D	SN E	TL F	SN G	TL H	SN I	TL J	SN K	TL L	SN M	TL N	SN O	TL P	SN Q	TL R	SN S	TL T	SN U	TL V	SN W	TL X	SN Y	TL Z	
London Bridge 	d		18 09		18 30				18 51		19 01	19 11		19 27		19 40		19 56		20 10							
South Bermondsey	d	18 05	18 14	18 24	18 34	18 45		18 55	19 05	19 15	19 31	19 44		19 54		20 00		20 14		20 27							
Queens Rd Peckham	d	18 07	18 17	18 26	18 36	18 47		18 57	19 07	19 18	19 34	19 47		19 57		20 04		20 17		20 30							
Peckham Rye 	d	18 10	18 20	18 29	18 39	18 50		19 00	19 10	19 20	19 36	19 50		20 07		20 20		20 33		20 46							
East Dulwich	d	18 13	18 23	18 32	18 42	18 53		19 03	19 13	19 23	19 39	19 53		20 10		20 23		20 36		20 49							
North Dulwich	d	18 15	18 25	18 34	18 44	18 55		19 05	19 15	19 25	19 41	19 55		20 12		20 25		20 38		20 51							
St Pancras International	d	17 50	18 06	18 16	18 24	18 40		18 50	19 06	19 20	19 36	19 46		19 50		20 06		20 18		20 30							
Farringdon	d	17 55	18 11	18 21	18 29	18 45		18 54	19 11	19 24	19 41	19 51		19 54		20 10		20 21		20 33							
City Thameslink	d	17 57	18 13	18 23	18 31	18 47		18 57	19 13	19 27	19 43	19 53		19 57		20 13		20 24		20 36							
London Blackfriars	d	18 00	18 16	18 26	18 34	18 50		19 00	19 16	19 30	19 46	19 56		20 00		20 16		20 27		20 39							
Elephant & Castle	d	18 06	18 20	18 30	18 38	18 54		19 04	19 19	19 33	19 49	19 59		20 03		20 19		20 30		20 42							
Loughborough Jn	d	18 10	18 24	18 34	18 42	18 58		19 08	19 23	19 37	19 53	20 03		20 07		20 23		20 34		20 46							
Herne Hill	d	18 14	18 28	18 38	18 48	19 02		19 12	19 27	19 41	19 57	20 07		20 11		20 27		20 38		20 50							
Tulse Hill	d	18 19	18 20	18 29	18 32	18 40	18 48	18 52	19 02	19 07	19 12	19 17	19 18	19 29	19 32	19 45	19 46	19 59	20 02	20 15	20 16	20 29	20 32				
West Norwood	a	18 22				18 51					19 21			19 48		20 18				20 28							
Gipsy Hill	a	18 25				18 54					19 24			19 51		20 21				20 31							
Crystal Palace	a	18 28				18 57					19 27			19 53		20 24				20 34							
Birkbeck	a	18 32				19 01					19 31			19 58		20 28				20 38					</		

Table T173-F

Mondays to Fridays

1 January to 18 May

London Bridge - South Bermondsey, Queens Road Peckham, Peckham Rye, East Dulwich, North Dulwich, Tulse Hill and Streatham

	SN	TL A	SN	TL B	SN	TL C	SN	TL B	SN	SN	TL B	SN	SN	TL B	SN	SN	TL B	SN	SN	TL B	SN	SN	TL B	SN	SN	
London Bridge	d	20 25		20 40		20 55		21 10		21 25	21 40		21 55	22 10		22 25	22 41		23 01	23 10		23 34	23 40			
South Bermondsey	d	20 31		20 45		21 00		21 15		21 31	21 45		22 01	22 14		22 31	22 45		23 05	23 14		23 38	23 44			
Queens Rd Peckham	d	20 33		20 47		21 02		21 17		21 33	21 47		22 03	22 17		22 33	22 48		23 07	23 17		23 40	23 47			
Peckham Rye	d	20 36		20 50		21 06		21 20		21 36	21 50		22 06	22 20		22 36	22 50		23 10	23 20		23 43	23 50			
East Dulwich	d	20 39		20 53		21 09		21 23		21 39	21 53		22 09	22 23		22 39	22 53		23 13	23 23		23 46	23 53			
North Dulwich	d	20 41		20 55		21 11		21 25		21 41	21 55		22 11	22 25		22 41	22 55		23 15	23 25		23 48	23 55			
St Pancras International	d	20 20		20 36		20 50		21 07		21 37		21 52	22 07		22 22	22 37		22 52	23 07		23 37	23 42				
Farringdon	d	20 24		20 40		20 54		21 11		21 41		21 56	22 11		22 26	22 41		22 56	23 11		23 41	23 46				
City Thameslink	d	20 27		20 43		20 57		21 13		21 43		21 58	22 13		22 28	22 43		22 58	23 13		23 43	23 48				
London Blackfriars	d	20 30		20 46		21 00		21 16		21 46		21 61	22 16		22 31	22 46		23 01	23 11		23 41	23 46				
Elephant & Castle	d	20 33		20 49		21 03		21 19		21 49		21 64	22 19		22 34	22 49		23 04	23 14		23 44	23 49				
Loughborough Jn	d	20 37		20 53		21 07		21 23		21 53		22 08	22 23		22 38	22 53		23 08	23 18		23 48	23 53				
Herne Hill	d	20 41		20 57		21 11		21 27		21 57		22 12	22 27		22 42	22 57		23 12	23 22		23 52	23 57				
Tulse Hill	d	20 44	20 50	20 59	21 02	21 14		21 20	21 29	21 32	21 44	21 59	22 02	22 14	22 29	22 34		22 44	22 59	23 02	23 25	23 29	23 32	23 52	23 59	
West Norwood	a	20 47				21 17				21 47		22 17		22 47		23 17		23 47		23 29		23 55				
Gipsy Hill	a	20 50				21 20				21 50		22 20		22 50		23 20		23 50		23 32		23 58				
Crystal Palace	a	20 53				21 23				21 53		22 23		22 53		23 23		23 53		23 35		00 01				
Birkbeck	a	20 58				21 28				21 58		22 28		23 00		23 30		24 00								
Beckenham Junction	a	21 02				21 32				22 02		22 32		23 04		23 34		24 04								
Streatham	d	20 53	21 03	21 06		21 23	21 33	21 36		22 03	22 05		22 33	22 38		23 03	23 06		23 33	23 36		00 03				
Streatham Common	a			21 06			21 36			22 06		22 36		23 06		23 36		24 06				00 06				
Norbury	a			21 08			21 38			22 08		22 38		23 08		23 38		24 08				00 08				
Thornton Heath	a			21 11			21 41			22 11		22 41		23 11		23 41		24 11				00 11				
Selhurst	a			21 14			21 44			22 14		22 44		23 14		23 44		24 14				00 14				
West Croydon	a			21 19			21 49			22 19		22 49		23 19		23 49		24 19				00 18				
Tooting	a			21 11			21 41			22 10		22 42		23 11		23 41		24 11				00 11				
Haydons Road	a			21 14			21 44			22 13		22 45		23 14		23 44		24 14				00 14				
Wimbledon	a			21 16			21 46			22 16		22 47		23 16		23 46		24 16				00 16				
Mitcham Eastfields	a		20 57				21 27																			
Mitcham Junction	a		21 00				21 30																			
Hackbridge	a		21 04				21 34																			
Carshalton	a		21 06				21 36																			
Sutton	a		21 10		21 39		21 40		22 09		22 39		23 09		23 35		00 05									

	TL B																									
London Bridge	d																									
South Bermondsey	d																									
Queens Rd Peckham	d																									
Peckham Rye	d																									
East Dulwich	d																									
North Dulwich	d																									
St Pancras International	d	23 38																								
Farringdon	d	23 43																								
City Thameslink	d																									
London Blackfriars	d	23 49																								
Elephant & Castle	d	23 52																								
Loughborough Jn	d																									
Herne Hill	d	00 01																								
Tulse Hill	d	00 05																								
West Norwood	a																									
Gipsy Hill	a																									
Crystal Palace	a																									
Birkbeck	a																									
Beckenham Junction	a																									
Streatham	d	00 09																								
Streatham Common	a																									
Norbury	a																									
Thornton Heath	a																									
Selhurst	a																									
West Croydon	a																									
Tooting	a	00 13																								
Haydons Road	a	00 16																								
Wimbledon	a	00 18																								
Mitcham Eastfields	a																									
Mitcham Junction	a																									
Hackbridge	a																									
Carshalton	a																									
Sutton	a	00 37		</																						

Table T173-F

Saturdays

6 January to 19 May

London Bridge - South Bermondsey, Queens Road Peckham, Peckham Rye, East Dulwich, North Dulwich, Tulse Hill and Streatham

Table with 25 columns and 45 rows. Columns represent different stations (SN, TL A, TL B, SN, TL A, SN, TL B, SN, TL A, SN, TL A, SN, SN, TL A, SN, SN, TL A, SN, SN, TL A, SN, SN, TL A). Rows list stations from London Bridge to Sutton with departure times.

Table with 25 columns and 45 rows. Columns represent different stations (SN, SN, TL A). Rows list stations from London Bridge to Sutton with departure times.

A From Luton B From St Albans City C To Norwood Junction

Table T173-F

Sundays

10 December to 31 December

London Bridge - South Bermondsey, Queens Road Peckham, Peckham Rye, East Dulwich, North Dulwich, Tulse Hill and Streatham

Table with columns for station names and departure times (SN, TL, SN, SN, SN, SN, SN, SN, SN, SN, SN, SN, SN, TL, SN, TL, SN, TL, SN, TL, SN, TL, SN). Rows include London Bridge, South Bermondsey, Queens Rd Peckham, Peckham Rye, East Dulwich, North Dulwich, St Pancras International, Farringdon, City Thameslink, London Blackfriars, Elephant & Castle, Loughborough Jn, Herne Hill, Tulse Hill, West Norwood, Gipsy Hill, Crystal Palace, Birkbeck, Beckenham Junction, Streatham, Streatham Common, Norbury, Thornton Heath, Selhurst, West Croydon, Tooting, Haydons Road, Wimbledon, Mitcham Eastfields, Mitcham Junction, Hackbridge, Carshalton, and Sutton.

Table with columns for station names and arrival times (TL, SN, TL, SN, TL, SN, TL, SN, TL, SN, TL, SN, TL, SN, TL, SN, TL, SN, TL, SN, TL, SN, TL, SN). Rows include London Bridge, South Bermondsey, Queens Rd Peckham, Peckham Rye, East Dulwich, North Dulwich, St Pancras International, Farringdon, City Thameslink, London Blackfriars, Elephant & Castle, Loughborough Jn, Herne Hill, Tulse Hill, West Norwood, Gipsy Hill, Crystal Palace, Birkbeck, Beckenham Junction, Streatham, Streatham Common, Norbury, Thornton Heath, Selhurst, West Croydon, Tooting, Haydons Road, Wimbledon, Mitcham Eastfields, Mitcham Junction, Hackbridge, Carshalton, and Sutton.

A From London Bridge B From Luton C To Norwood Junction To East Croydon D E From Luton F From West Hampstead Thameslink

Table T173-F

Sundays

10 December to 31 December

London Bridge - South Bermondsey, Queens Road Peckham, Peckham Rye, East Dulwich, North Dulwich, Tulse Hill and Streatham

	SN																												
	A																												
London Bridge	d 23 21																												
South Bermondsey	d 23 25																												
Queens Rd Peckham	d 23 27																												
Peckham Rye	d 23 30																												
East Dulwich	d 23 33																												
North Dulwich	d 23 35																												
St Pancras International	d																												
Farringdon	d																												
City Thameslink	d																												
London Blackfriars	d																												
Elephant & Castle	d																												
Loughborough Jn	d																												
Herne Hill	d																												
Tulse Hill	d 23 39																												
West Norwood	a																												
Gipsy Hill	a																												
Crystal Palace	a																												
Birkbeck	a																												
Beckenham Junction	a																												
Streatham	d 23 43																												
Streatham Common	a 23 46																												
Norbury	a 23 48																												
Thornton Heath	a 23 51																												
Selhurst	a 23 54																												
West Croydon	a																												
Tooting	a																												
Haydons Road	a																												
Wimbledon	a																												
Mitcham Eastfields	a																												
Mitcham Junction	a																												
Hackbridge	a																												
Carshalton	a																												
Sutton	a																												

Sundays

7 January to 13 May

	SN	TL	SN	SN	SN	SN	SN	SN	SN	SN	SN	SN	SN	TL	SN	TL	SN	TL	SN	TL	SN	TL	SN	TL	SN		
	B	C	D	D	D	A	A	A	A	A	A	A	A	C	C	C	A	A	A	C	A	A	E	SN			
London Bridge	d		00 03	00 18	00 33	07 21	07 36	07 51	08 06					08 21	08 36	08 51		09 06		09 21		09 36		09 51	10 06		
South Bermondsey	d		00 07	00 22	00 37	07 25	07 40	07 55	08 10					08 25	08 40	08 55		09 10		09 25		09 40		09 55	10 10		
Queens Rd Peckham	d		00 09	00 25	00 39	07 27	07 42	07 57	08 12					08 27	08 42	08 57		09 12		09 27		09 42		09 57	10 12		
Peckham Rye	d		00 12	00 28	00 42	07 30	07 45	08 00	08 15					08 30	08 45	09 00		09 15		09 30		09 45		10 00	10 15		
East Dulwich	d		00 15	00 31	00 45	07 33	07 48	08 03	08 18					08 33	08 48	09 03		09 18		09 33		09 48		10 03	10 18		
North Dulwich	d		00 17	00 33	00 47	07 35	07 50	08 05	08 20					08 35	08 50	09 05		09 20		09 35		09 50		10 05	10 20		
St Pancras International	d																	09 07					09 37		09 49		
Farringdon	d																	09 12					09 42		09 54		
City Thameslink	d													08 58				09 16		09 28			09 46		09 58		
London Blackfriars	d													09 01				09 19		09 31			09 49		10 01		
Elephant & Castle	d													09 05				09 23		09 35			09 53		10 05		
Loughborough Jn	d													09 09				09 27		09 39			09 57		10 09		
Herne Hill	d		00 01															09 27		09 39			09 57		10 09		
Tulse Hill	d		00 05	00 21	00 37	00 51	07 39	07 54	08 09	08 24				08 39	08 54	09 09	09 14	09 24	09 32	09 39	09 44	09 54		10 02	10 09	10 14	10 24
West Norwood	a		00 24		00 54		07 57		08 27						08 57			09 27								10 27	
Gipsy Hill	a		00 27		00 57		08 00		08 30						09 00			09 30								10 30	
Crystal Palace	a		00 29		01 00		08 02		08 32						09 02			09 32								10 32	
Birkbeck	a																										
Beckenham Junction	a																										
Streatham	d	00 03	00 09		00 42		07 43		08 13					08 43	09 13	09 18		09 36	09 43	09 48			10 06	10 13	10 18		
Streatham Common	a	00 06			00 46		07 46		08 18					08 48	09 16				09 46				10 16				
Norbury	a	00 08			00 48		07 48		08 20					08 50	09 18				09 48				10 18				
Thornton Heath	a	00 11			00 51		07 51		08 23					08 53	09 21				09 51				10 21				
Selhurst	a	00 14			00 54		07 54		08 26					08 56	09 24				09 54				10 24				
West Croydon	a	00 18			00 58																						
Tooting	a		00 13															09 42					10 12				
Haydons Road	a		00 16															09 45					10 15				
Wimbledon	a		00 18															09 47					10 17				
Mitcham Eastfields	a													09 22					09 52					10 22			
Mitcham Junction	a													09 25					09 55					10 25			
Hackbridge	a													09 29					09 59					10 29			
Carshalton	a													09 31					10 01					10 31			
Sutton	a		00 37											09 35				10 05					10 35		10 35		

A To East Croydon
B From London Bridge

C From Luton
D To Norwood Junction



E From West Hampstead Thameslink

Table T173-F

Sundays

7 January to 13 May

London Bridge - South Bermondsey, Queens Road Peckham, Peckham Rye, East Dulwich, North Dulwich, Tulse Hill and Streatham

	SN	TL A	SN B	SN	SN B	SN	SN B	SN B	SN B	SN B	SN B	SN B	SN B	SN B	SN B	SN B	SN B	SN B	SN B	SN B	SN B	
London Bridge 	d	21 06		21 21	21 36	21 51	22 06	22 21	22 36	22 51		23 06	23 21									
South Bermondsey	d	21 10		21 25	21 40	21 55	22 10	22 25	22 40	22 55		23 10	23 25									
Queens Rd Peckham	d	21 12		21 27	21 42	21 57	22 12	22 27	22 42	22 57		23 12	23 27									
Peckham Rye 	d	21 15		21 30	21 45	22 00	22 15	22 30	22 45	23 00		23 15	23 30									
East Dulwich	d	21 18		21 33	21 48	22 03	22 18	22 33	22 48	23 03		23 18	23 33									
North Dulwich	d	21 20		21 35	21 50	22 05	22 20	22 35	22 50	23 05		23 20	23 35									
St Pancras International	d	21 07																				
Farringdon	d	21 12																				
City Thameslink	d																					
London Blackfriars	d	21 16																				
Elephant & Castle	d	21 19																				
Loughborough Jn	d	21 23																				
Herne Hill	d	21 27																				
Tulse Hill	d	21 24	21 32	21 39	21 54	22 09	22 24	22 39	22 54	23 09		23 24	23 39									
West Norwood	a	21 27		21 57		22 27		22 57		23 27		23 27										
Gipsy Hill	a	21 30		22 00		22 30		23 00		23 30		23 30										
Crystal Palace	a	21 32		22 02		22 32		23 02		23 32		23 32										
Birkbeck	a																					
Beckenham Junction	a																					
Streatham	d	21 36	21 43		22 13		22 43		23 13		23 43		23 43									
Streatham Common	a			21 46		22 16		22 46		23 16		23 46										
Norbury	a			21 48		22 18		22 48		23 18		23 48										
Thornton Heath	a			21 51		22 21		22 51		23 21		23 51										
Selhurst	a			21 54		22 24		22 54		23 24		23 54										
West Croydon	a																					
Tooting	a	21 42																				
Haydons Road	a	21 45																				
Wimbledon	a	21 47																				
Mitcham Eastfields	a																					
Mitcham Junction	a																					
Hackbridge	a																					
Carshalton	a																					
Sutton	a	22 05																				

A From Luton

B To East Croydon

Table T173-R

Mondays to Fridays

11 December to 29 December

Tulse Hill, Streatham, North Dulwich, East Dulwich, Peckham Rye, Queens Road Peckham and South Bermondsey - London Bridge

Table with 26 columns (Miles, TL A, SN, TL B, SN C, SN D, TL A, SN, TL E, SN C, SN D, TL B, SN, SN D, TL E, SN, TL A, SN) and rows for various stations including Sutton, Wimbledon, Streatham, Tulse Hill, North Dulwich, East Dulwich, Peckham Rye, Queens Road Peckham, South Bermondsey, and London Bridge.

Table with 26 columns (SN D, TL B, SN, SN E, TL A, TL D, SN, SN B, TL, SN, SN TL, SN TL, SN TL, SN TL, SN TL, SN TL, SN TL, SN TL, SN TL, SN TL, SN TL, SN TL, SN TL) and rows for various stations including Sutton, Wimbledon, Streatham, Tulse Hill, North Dulwich, East Dulwich, Peckham Rye, Queens Road Peckham, South Bermondsey, and London Bridge.

A To Luton B To Bedford C From Norwood Junction D From Wimbledon E To St Albans City F To Kentish Town

Table T173-R

Mondays to Fridays

11 December to 29 December

Tulse Hill, Streatham, North Dulwich, East Dulwich, Peckham Rye, Queens Road Peckham and South Bermondsey - London Bridge

Main bus route schedule table listing stations and departure times for services A, B, C, D, TL, and SN.

Second bus route schedule table listing stations and departure times for services TL B, SN, TL A, SN, TL B, TL A, SN, TL B, TL A, SN, TL B, TL A, SN, TL B, TL A, SN, TL B, TL A, SN, TL B, TL A, SN, TL C.

A To St Albans City, B To Luton, C To Bedford, D From Norwood Junction

Table T173-R

Mondays to Fridays

1 January to 18 May

Tulse Hill, Streatham, North Dulwich, East Dulwich, Peckham Rye, Queens Road Peckham and South Bermondsey - London Bridge

		TL	SN	TL	SN	TL	SN	TL	SN	TL	SN	TL	SN	TL	SN	TL	SN	TL	SN	TL	SN	TL	SN		
		A		B		A		B		A		B		A		B		A		B		A		SN	
Sutton	d	13 07		13 38		13 37		14 08		14 07		14 38		14 37		15 08		15 07		15 38		15 37			
Carshalton	d			13 41				14 11				14 41				15 11				15 41					
Hackbridge	d			13 43				14 13				14 43				15 13				15 43					
Mitcham Junction	d			13 46				14 16				14 46				15 16				15 46					
Mitcham Eastfields	d			13 49				14 19				14 49				15 19				15 49					
Wimbledon	d	13 28				13 58				14 28				14 58				15 28				15 58			
Haydons Road	d	13 30				14 00				14 30				15 00				15 30				16 00			
Tooting	d	13 33				14 03				14 33				15 03				15 33				16 03			
West Croydon	d		13 25				13 55				14 25				14 55				15 25				15 55		
Selhurst	d		13 30				14 00				14 30				15 00				15 30				16 00		
Thornton Heath	d		13 32				14 02				14 32				15 02				15 32				16 02		
Norbury	d		13 35				14 05				14 35				15 05				15 35				16 05		
Streatham Common	d		13 37				14 07				14 37				15 07				15 37				16 07		
Streatham	d	13 38	13 41	13 53		14 08	14 11	14 23		14 38	14 41	14 53		15 08	15 11	15 23		15 38	15 41	15 53		16 08	16 11		
Beckenham Junction	d				13 43				14 13			14 43				15 13				15 43					
Birkbeck	d				13 46				14 16			14 46				15 16				15 46					
Crystal Palace	d				13 50				14 22			14 50				15 20				15 50					
Gipsy Hill	d				13 53				14 25			14 53				15 23				15 53					
West Norwood	d				13 56				14 28			14 57				15 27				15 56					
Tulse Hill	d	13 42	13 45	13 57	14 01	14 12	14 15	14 27		14 31	14 42	14 45	14 57	15 01	15 12	15 15	15 27	15 31		15 42	15 45	15 57	16 01	16 12	16 15
Herne Hill	a	13 46		14 01		14 16		14 31		14 46		15 01		15 16		15 31		15 46		16 01		16 16			
Loughborough Jn	a	13 49		14 04		14 19		14 34		14 49		15 04		15 19		15 34		15 49		16 04		16 22			
Elephant & Castle	a	13 53		14 08		14 23		14 38		14 53		15 08		15 23		15 38		15 53		16 08		16 26			
London Blackfriars	a	13 57		14 12		14 28		14 42		14 58		15 12		15 28		15 42		15 58		16 12		16 30			
City Thameslink	a	14 02		14 16		14 32		14 46		15 02		15 16		15 32		15 46		16 02		16 16		16 32			
Farringdon	a	14 06		14 19		14 36		14 49		15 06		15 19		15 36		15 49		16 06		16 19		16 35			
St Pancras International	a	14 10		14 23		14 40		14 53		15 10		15 23		15 40		15 53		16 10		16 23		16 40			
North Dulwich	d		13 48		14 04		14 18		14 34		14 48		15 04		15 18		15 34		15 48		16 04		16 18		
East Dulwich	d		13 50		14 06		14 20		14 36		14 50		15 06		15 20		15 36		15 50		16 06		16 20		
Peckham Rye	d		13 53		14 09		14 23		14 39		14 53		15 09		15 23		15 39		15 53		16 09		16 23		
Queens Rd Peckham	d		13 56		14 11		14 26		14 41		14 56		15 11		15 26		15 41		15 56		16 11		16 26		
South Bermondsey	d		13 59		14 14		14 29		14 44		14 59		15 14		15 29		15 44		15 59		16 14		16 29		
London Bridge	a		14 07		14 21		14 37		14 51		15 07		15 21		15 37		15 51		16 07		16 22		16 37		

A To Luton
 B To St Albans City
 C To Bedford
 D From Norwood Junction

Table T173-R

Mondays to Fridays

1 January to 18 May

Tulse Hill, Streatham, North Dulwich, East Dulwich, Peckham Rye, Queens Road Peckham and South Bermondsey - London Bridge

		SN	SN	TL A	TL B	SN	SN	TL A	TL B		SN	SN	TL A	TL B	SN	TL A	SN	TL C		SN	TL A	SN	TL B	
Sutton	d			18 09	18 38			18 42	19 08				19 13	19 42	19 37		20 12				20 07		20 42	
Carshalton	d				18 41				19 11					19 45			20 15						20 45	
Hackbridge	d				18 43				19 13					19 47			20 17						20 47	
Mitcham Junction	d				18 46				19 16					19 50			20 20						20 50	
Mitcham Eastfields	d				18 49				19 19					19 53			20 23						20 53	
Wimbledon	d	18 22		18 28			18 51	19 00				19 20	19 30			19 56					20 26		20 48	
Haydons Road	d	18 24		18 30			18 53	19 02				19 22	19 32			19 58					20 28		20 50	
Tooting	d	18 27		18 33			18 56	19 05				19 25	19 35			20 01					20 31		20 53	
West Croydon	d		18 17						18 53					19 23			19 57						20 26	
Selhurst	d		18 24						18 58					19 29			20 01						20 30	
Thornton Heath	d		18 26						19 00					19 31			20 03						20 32	
Norbury	d		18 29						19 03					19 34			20 06						20 35	
Streatham Common	d		18 32						19 05					19 37			20 08						20 38	
Streatham	d	18 32	18 36	18 40	18 53		19 01	19 10	19 13	19 23		19 30	19 40	19 43	19 57	20 06	20 11	20 27		20 36	20 41	20 57		
Beckenham Junction	d				18 41						19 12				19 43						20 13		20 48	
Birkbeck	d				18 44						19 15				19 46						20 16		20 50	
Crystal Palace	d				18 48						19 19				19 50						20 20		20 54	
Gipsy Hill	d				18 50						19 21				19 53						20 23		20 57	
West Norwood	d				18 53						19 24				19 56						20 26		20 60	
Tulse Hill	d	18 36	18 42	18 44	18 57	18 57	19 05	19 14	19 17	19 27		19 28	19 36	19 44	19 47	20 01	20 01	20 12	20 15	20 31	20 31	20 42	20 45	21 01
Herne Hill	a			18 47	19 01			19 17	19 31				19 48	20 05		20 16	20 35			20 46		21 05		
Loughborough Jn	a			18 51	19 05			19 20	19 34				19 51	20 08		20 19	20 38			20 49		21 08		
Elephant & Castle	a			18 55	19 09			19 24	19 38				19 55	20 12		20 23	20 42			20 53		21 12		
London Blackfriars	a			18 59	19 13			19 29	19 43				19 59	20 16		20 28	20 46			20 58		21 16		
City Thameslink	a			19 02	19 20			19 32	19 48				20 02	20 18		20 32	20 48			21 02		21 18		
Farringdon	a			19 05	19 23			19 36	19 51				20 06	20 21		20 36	20 51			21 06		21 21		
St Pancras International	a			19 09	19 27			19 40	19 55				20 10	20 26		20 40	20 56			21 10		21 26		
North Dulwich	d	18 39	18 45				19 00	19 08	19 20			19 31	19 39	19 50		20 04	20 18			20 34		20 48		
East Dulwich	d	18 41	18 47				19 02	19 10	19 22			19 33	19 41	19 52		20 06	20 20			20 36		20 50		
Peckham Rye	d	18 44	18 50				19 05	19 13	19 24			19 36	19 43	19 54		20 09	20 22			20 39		20 52		
Queens Rd Peckham	d	18 46	18 53				19 07	19 16	19 27			19 38	19 46	19 57		20 11	20 25			20 41		20 55		
South Bermondsey	d	18 49	19 00				19 10	19 20	19 30			19 42	19 50	19 59		20 14	20 27			20 44		20 57		
London Bridge	a	18 57	19 08				19 17	19 28	19 37			19 50	19 58	20 07		20 21	20 36			20 51		21 05		

		SN	TL A	SN	TL B	SN	SN	TL C	SN	SN	TL C	SN	SN	TL C	SN	SN	TL C	SN	TL C	SN	TL C	SN	TL C	
Sutton	d		20 37		21 12			21 17			21 47			22 17						22 47				
Carshalton	d				21 15																			
Hackbridge	d				21 17																			
Mitcham Junction	d				21 20																			
Mitcham Eastfields	d				21 23																			
Wimbledon	d	20 56						21 38			22 08			22 34						23 08				
Haydons Road	d	20 58						21 40			22 10			22 38						23 10				
Tooting	d	21 01						21 43			22 13			22 41						23 13				
West Croydon	d		20 55				21 25			21 55			22 25			22 55								
Selhurst	d		21 00				21 30			22 00			22 30			23 00								
Thornton Heath	d		21 02				21 32			22 02			22 32			23 02								
Norbury	d		21 05				21 35			22 05			22 35			23 05								
Streatham Common	d		21 07				21 37			22 07			22 37			23 07								
Streatham	d	21 06	21 11	21 27			21 41	21 49		22 11	22 19		22 41	22 45		23 11	23 19							
Beckenham Junction	d	20 43			21 13			21 43			22 13			22 43						23 13				
Birkbeck	d	20 46			21 16			21 46			22 16			22 46						23 16				
Crystal Palace	d	20 50			21 22			21 50			22 20			22 50						23 20				
Gipsy Hill	d	20 53			21 25			21 53			22 23			22 53						23 23				
West Norwood	d	20 56			21 28			21 56			22 26			22 56						23 26				
Tulse Hill	d	21 01	21 12	21 15	21 31	21 31		21 45	21 53	22 01	22 15	22 23	22 31	22 45	22 49	23 01			23 15	23 23	23 31			
Herne Hill	a		21 16		21 35			21 56			22 26			22 53						23 26				
Loughborough Jn	a		21 19		21 38			22 00			22 30			22 56										
Elephant & Castle	a		21 23		21 42			22 04			22 34			23 00						23 33				
London Blackfriars	a		21 28		21 46			22 07			22 37			23 09						23 37				
City Thameslink	a		21 32		21 49			22 10			22 40			23 15						23 43				
Farringdon	a		21 36		21 52			22 13			22 43			23 15						23 43				
St Pancras International	a		21 40		21 56			22 17			22 47			23 20						23 47				
North Dulwich	d	21 04		21 18		21 34		21 48		22 04	22 18		22 34	22 48		23 04		23 18		23 34				
East Dulwich	d	21 06		21 20		21 36		21 50		22 06	22 20		22 36	22 50		23 06		23 20		23 36				
Peckham Rye	d	21 09		21 23		21 39		21 53		22 09	22 23		22 39	22 53		23 09		23 23		23 39				
Queens Rd Peckham	d	21 11		21 26		21 41		21 56		22 11	22 26		22 41	22 56		23 11		23 26		23 41				
South Bermondsey	d	21 14		21 29		21 44		21 59		22 14	22 29		22 44	22 59		23 14		23 29		23 44				
London Bridge	a	21 21		21 37		21 51		22 07		22 21	22 37		22 51	23 07		23 21		23 36		23 51				

A To Luton

B To St Albans City

C To Bedford

Table T173-R

Saturdays

16 December to 30 December

Tulse Hill, Streatham, North Dulwich, East Dulwich, Peckham Rye, Queens Road Peckham and South Bermondsey - London Bridge

	TL A	TL B	TL B	SN C	TL B	SN	TL D	TL B	SN	TL D	TL B	SN	TL D	SN	TL B	TL D	SN	TL B	TL D	SN	TL D		
Sutton	d		06 34		06 38		07 08	07 07		07 38	07 37		08 08		08 07		08 38		08 37		09 08		
Carshalton	d		06 37				07 11			07 41			08 11				08 41				09 11		
Hackbridge	d		06 39				07 13			07 43			08 13				08 43				09 13		
Mitcham Junction	d		06 42				07 16			07 46			08 16				08 46				09 16		
Mitcham Eastfields	d		06 45				07 19			07 49			08 19				08 49				09 19		
Wimbledon	d				06 58		07 28			07 58			08 28		08 28				08 58		09 08		
Haydons Road	d				07 00		07 30			08 00			08 30		08 30				09 00		09 00		
Tooting	d				07 03		07 33			08 03			08 33		08 33				09 03		09 03		
West Croydon	d					06 55	07 25			07 55			08 25			08 25			08 55		09 05		
Selhurst	d	05 39	06 09			07 00	07 30			08 00			08 30			08 30			09 00		09 00		
Thornton Heath	d	05 41	06 11			07 02	07 32			08 02			08 32			08 32			09 02		09 02		
Norbury	d	05 44	06 14			07 05	07 35			08 05			08 35			08 35			09 05		09 05		
Streatham Common	d	05 46	06 16			07 07	07 37			08 07			08 37			08 37			09 07		09 07		
Streatham	d	05 49	06 19	06 49		07 08	07 11	07 23	07 38	07 41		07 53	08 08	08 11	08 23		08 38	08 41	08 53		09 08	09 11	09 23
Beckenham Junction	d												08 13						08 43				
Birkbeck	d												08 16						08 46				
Crystal Palace	d			06 47									08 20						08 50				
Gipsy Hill	d			06 49									08 23						08 53				
West Norwood	d			06 52									08 26						08 56				
Tulse Hill	d	05 53	06 23	06 53	06 56	07 12	07 15	07 27	07 42	07 45		07 57	08 12	08 15	08 27	08 31	08 42	08 45	08 57	09 01	09 12	09 15	09 27
Herne Hill	a	05 57	06 27	06 57		07 16		07 31	07 46			08 01	08 16		08 31		08 46		09 01		09 16		09 31
Loughborough Jn	a		06 30	07 00		07 19		07 34	07 49			08 04	08 19		08 34		08 49		09 04		09 19		09 34
Elephant & Castle	a	06 04	06 34	07 04		07 23		07 38	07 53			08 08	08 23		08 38		08 53		09 08		09 23		09 38
London Blackfriars	a	06 07	06 38	07 08		07 27		07 42	07 57			08 12	08 27		08 42		08 57		09 12		09 27		09 42
City Thameslink	a																09 02		09 16		09 32		09 46
Farringdon	a	06 15	06 45	07 14		07 36		07 49	08 06			08 19	08 36		08 49		09 06		09 19		09 36		09 49
St Pancras International	a	06 19	06 49	07 18		07 40		07 53	08 10			08 23	08 40		08 53		09 10		09 23		09 40		09 53
North Dulwich	d			06 59		07 18			07 48			08 18		08 34		08 48		09 04		09 18			
East Dulwich	d			07 01		07 20			07 50			08 20		08 36		08 50		09 06		09 20			
Peckham Rye	d			07 05		07 23			07 53			08 23		08 39		08 53		09 09		09 23			
Queens Rd Peckham	d			07 08		07 26			07 56			08 26		08 41		08 56		09 11		09 26			
South Bermondsey	d			07 13		07 29			07 59			08 29		08 44		08 59		09 14		09 29			
London Bridge	a			07 20		07 37			08 07			08 37		08 51		09 07		09 21		09 37			

and at the same minutes past each hour until

	SN	TL B	SN	TL D	SN	TL B	SN	TL D	SN	TL B	SN	TL D	SN	TL B	SN	TL D	SN	TL B	SN	TL D	SN	TL B		
Sutton	d	12 07		12 38		12 37		13 08		13 07		13 38		13 37		14 08		14 07		14 38		14 37		
Carshalton	d		12 41				13 11					13 41				14 11				14 41		14 38		
Hackbridge	d		12 43				13 13					13 43				14 13				14 43				
Mitcham Junction	d		12 46				13 16					13 46				14 16				14 46				
Mitcham Eastfields	d		12 49				13 19					13 49				14 19				14 49				
Wimbledon	d	12 28			12 58				13 28				13 58					14 28				14 58		
Haydons Road	d	12 30			13 00				13 30				14 00					14 30				15 00		
Tooting	d	12 33			13 03				13 33				14 03					14 33				15 03		
West Croydon	d		12 25			12 55				13 25				13 55						14 25				
Selhurst	d		12 30			13 00				13 31				14 00						14 30				
Thornton Heath	d		12 32			13 02				13 33				14 02						14 32				
Norbury	d		12 35			13 05				13 36				14 05						14 35				
Streatham Common	d		12 37			13 07				13 38				14 07						14 37				
Streatham	d	12 38	12 41	12 53		13 08	13 11	13 23		13 38	13 42	13 53		14 08	14 11	14 23			14 38	14 41	14 53	15 08		
Beckenham Junction	d	12 13			12 43				13 13				13 43						14 13			14 43		
Birkbeck	d	12 16			12 46				13 16				13 46						14 16			14 46		
Crystal Palace	d	12 20			12 50				13 20				13 50						14 20			14 50		
Gipsy Hill	d	12 23			12 53				13 23				13 53						14 23			14 53		
West Norwood	d	12 26			12 56				13 26				13 56						14 26			14 56		
Tulse Hill	d	12 31	12 42	12 45	12 57	13 01	13 12	13 15	13 27		13 31	13 42	13 46	14 01	14 12	14 15	14 27	14 31		14 42	14 45	14 57	15 01	15 12
Herne Hill	a		12 46		13 01		13 16		13 31			13 46		14 01		14 16		14 31		14 46		15 01	15 16	
Loughborough Jn	a		12 49		13 04		13 19		13 34			13 49		14 04		14 19		14 34		14 49		15 04	15 19	
Elephant & Castle	a		12 53		13 08		13 23		13 38			13 53		14 08		14 23		14 38		14 53		15 08	15 23	
London Blackfriars	a		12 57		13 12		13 27		13 42			13 57		14 12		14 27		14 42		14 57		15 12	15 27	
City Thameslink	a		13 02		13 16		13 32		13 46			14 02		14 16		14 32		14 46		15 02		15 16	15 32	
Farringdon	a		13 06		13 19		13 36		13 49			14 06		14 19		14 36		14 49		15 06		15 19	15 36	
St Pancras International	a		13 10		13 23		13 40		13 53			14 10		14 23		14 40		14 53		15 10		15 23	15 40	
North Dulwich	d	12 34		12 48		13 04		13 18		13 34		13 49		14 04		14 18		14 34		14 48		15 04		
East Dulwich	d	12 36		12 50		13 06		13 20		13 36		13 51		14 06		14 20		14 36		14 50		15 06		
Peckham Rye	d	12 39		12 53		13 09		13 23		13 39		13 54		14 09		14 23		14 39		14 53		15 09		
Queens Rd Peckham	d	12 41		12 56		13 11		13 26		13 41		13 57		14 11		14 26		14 41		14 56		15 11		
South Bermondsey	d	12 44		12 59		13 14		13 29		13 44		13 59		14 14		14 29		14 44		14 59		1		

Table T173-R

Saturdays

16 December to 30 December

Tulse Hill, Streatham, North Dulwich, East Dulwich, Peckham Rye, Queens Road Peckham and South Bermondsey - London Bridge

		SN	TL A	SN	TL B		SN	TL A	SN	TL B		SN	TL A	SN	TL B		TL A	SN	TL B	SN	TL A	SN	TL B	SN	TL A		
Sutton	d		15 08		15 07			15 38		15 37			16 08		16 07			16 38		16 37			17 08		17 07		17 38
Carshalton	d		15 11					15 41					16 11					16 41					17 11				17 41
Hackbridge	d		15 13					15 43					16 13					16 43					17 13				17 43
Mitcham Junction	d		15 16					15 46					16 16					16 46					17 16				17 46
Mitcham Eastfields	d		15 19					15 49					16 19					16 49					17 19				17 49
Wimbledon	d				15 28							15 58				16 28						16 58				17 28	
Haydons Road	d				15 30							16 00				16 30						17 00				17 30	
Tooting	d				15 33							16 03				16 33						17 03				17 33	
West Croydon	d	14 55					15 25					15 55				16 25						16 55				17 25	
Selhurst	d	15 00					15 30					16 00				16 30						17 00				17 30	
Thornton Heath	d	15 02					15 32					16 02				16 32						17 02				17 32	
Norbury	d	15 05					15 35					16 05				16 35						17 05				17 35	
Streatham Common	d	15 07					15 37					16 07				16 37						17 07				17 37	
Streatham	d	15 11	15 23		15 38		15 41	15 53		16 08	16 11	16 23		16 38	16 41		16 53		17 08	17 11	17 23		17 38	17 41	17 53		
Beckenham Junction	d			15 13				15 43					16 13					16 43					17 13				
Birkbeck	d			15 16				15 46					16 16					16 46					17 16				
Crystal Palace	d			15 21				15 50					16 20					16 51					17 20				
Gipsy Hill	d			15 24				15 53					16 23					16 54					17 23				
West Norwood	d			15 27				15 56					16 26					16 57					17 26				
Tulse Hill	d	15 15	15 27	15 31	15 42		15 45	15 57	16 01	16 12	16 15	16 27	16 31	16 42	16 45		16 57	17 02	17 12	17 15	17 27	17 31	17 42	17 45	17 57		
Herne Hill	a		15 31		15 46			16 01		16 16		16 31		16 46			17 01		17 16		17 31		17 46		18 01		
Loughborough Jn	a		15 34		15 49			16 04		16 19		16 34		16 49			17 04		17 19		17 34		17 49		18 04		
Elephant & Castle	a		15 38		15 53			16 08		16 23		16 38		16 53			17 08		17 23		17 38		17 53		18 08		
London Blackfriars	a		15 42		15 57			16 12		16 27		16 42		16 57			17 12		17 27		17 42		17 57		18 12		
City Thameslink	a		15 46		16 02			16 16		16 32		16 46		17 02			17 16		17 32		17 46		18 02		18 16		
Farringdon	a		15 49		16 06			16 19		16 36		16 49		17 06			17 19		17 36		17 49		18 06		18 19		
St Pancras International	a		15 53		16 10			16 23		16 40		16 53		17 10			17 23		17 40		17 53		18 10		18 23		
North Dulwich	d	15 18		15 34			15 48	16 04		16 18		16 34		16 48			17 05		17 18		17 34		17 48				
East Dulwich	d	15 20		15 36			15 50	16 06		16 20		16 36		16 50			17 07		17 20		17 36		17 50				
Peckham Rye	d	15 23		15 39			15 53	16 09		16 23		16 39		16 53			17 09		17 23		17 39		17 53				
Queens Rd Peckham	d	15 26		15 41			15 56	16 11		16 26		16 41		16 56			17 12		17 26		17 41		17 56				
South Bermondsey	d	15 29		15 44			15 59	16 14		16 29		16 44		16 59			17 16		17 29		17 44		17 59				
London Bridge	a	15 37		15 51			16 07	16 21		16 37		16 51		17 07			17 23		17 37		17 51		18 07				

			SN	TL B	SN	TL A	SN	TL B	SN	TL A		TL B	SN	TL A	SN	TL B	SN	TL B	SN	TL B		SN	TL A	SN	
Sutton	d			17 37		18 08		18 07		18 38		18 37		19 08		19 07		19 38		19 37			20 08		20 08
Carshalton	d					18 11		18 41		18 41				19 11		19 11		19 41					20 11		20 11
Hackbridge	d					18 13		18 43		18 43				19 13		19 13		19 43					20 13		20 13
Mitcham Junction	d					18 16		18 46		18 46				19 16		19 16		19 46					20 16		20 16
Mitcham Eastfields	d					18 19		18 49		18 49				19 19		19 19		19 49					20 19		20 19
Wimbledon	d			17 58				18 28					18 58				19 28					19 58			
Haydons Road	d			18 00				18 30					19 00				19 30					20 00			
Tooting	d			18 03				18 33					19 03				19 33					20 03			
West Croydon	d				17 55			18 25					18 55				19 25					19 55			
Selhurst	d				18 00			18 30					19 00				19 30					20 00			
Thornton Heath	d				18 02			18 32					19 02				19 32					20 02			
Norbury	d				18 05			18 35					19 05				19 35					20 05			
Streatham Common	d				18 07			18 37					19 07				19 37					20 07			
Streatham	d			18 08	18 11	18 23		18 38	18 41	18 53		19 08	19 11	19 23		19 38	19 41	19 53		20 08		20 11	20 23		
Beckenham Junction	d		17 43			18 13				18 43				19 13		19 13		19 43					20 13		20 13
Birkbeck	d		17 46			18 16				18 46				19 16		19 16		19 46					20 16		20 16
Crystal Palace	d		17 51			18 20				18 50				19 20		19 20		19 50					20 20		20 20
Gipsy Hill	d		17 54			18 23				18 53				19 23		19 23		19 53					20 23		20 23
West Norwood	d		17 57			18 26				18 56				19 26		19 26		19 56					20 26		20 26
Tulse Hill	d		18 01	18 12	18 15	18 27	18 31	18 42	18 45	18 57	19 01		19 12	19 15	19 27	19 31	19 42	19 45	19 57	20 01	20 12		20 15	20 27	20 31
Herne Hill	a		18 16		18 31		18 46		19 01		19 16		19 31		19 46		20 01		20 16		20 31		20 46		20 51
Loughborough Jn	a		18 19		18 34		18 49		19 04		19 19		19 34		19 49		20 04		20 19		20 34		20 49		20 54
Elephant & Castle	a		18 23		18 38		18 53		19 08		19 23		19 38		19 53		20 08		20 23		20 38		20 53		21 08
London Blackfriars	a		18 27		18 42		18 57		19 12		19 27		19 42		19 57		20 12		20 27		20 42		20 57		21 12
City Thameslink	a		18 32		18 46		19 02		19 16		19 32		19 46		20 02		20 16		20 32		20 46		20 61		21 16
Farringdon	a		18 36		18 49		19 06		19 19		19 36		19 49		20 06		20 19		20 36		20 49		20 64		21 19
St Pancras International	a		18 40		18 53		19 10		19 23		19 40		19 53		20 10		20 23		20 40		20 53		21 17		21 30
North Dulwich	d		18 04		18 18		18 34		18 48		19 04		19 18		19 34		19 48		20 04		20 18		20 34		20 48
East Dulwich	d		18 06		18 20		18 36		18 50		19 06		19 20		19 36		19 50		20 06		20 20		20 36		20 50
Peckham Rye	d		18 09		18 23		18 39		18 53		19 09		19 23		19 39		19 53		20 09		20 23		20 39		20 53
Queens Rd Peckham	d		18 11		18 26		18 41		18 56		19 11		19 26		19 41		19 56		20 11		20 26		20 41		20 56
South Bermondsey	d		18 14		18 29		18 44																		

Table T173-R

Saturdays

16 December to 30 December

Tulse Hill, Streatham, North Dulwich, East Dulwich, Peckham Rye, Queens Road Peckham and South Bermondsey - London Bridge

	TL A	SN	TL B	SN	TL A	SN	TL B	SN	SN	TL C	SN	SN	TL C	SN	SN	TL C	SN	SN	TL C	SN	SN	TL C	SN	
Sutton	d	20 07		20 38		20 37				21 08			21 15			21 45			22 15			22 45		
Carshalton	d			20 41						21 11														
Hackbridge	d			20 43						21 13														
Mitcham Junction	d			20 46						21 16														
Mitcham Eastfields	d			20 49						21 19														
Wimbledon	d	20 28				20 58						21 38		22 08				22 38				23 08		
Haydens Road	d	20 30				21 00						21 40		22 10				22 40				23 10		
Tooting	d	20 33				21 03						21 43		22 13				22 43				23 13		
West Croydon	d		20 25				20 55				21 25		21 55			22 25						22 55		
Selhurst	d		20 30				21 00				21 30		22 00			22 30						23 00		
Thornton Heath	d		20 32				21 02				21 32		22 02			22 32						23 02		
Norbury	d		20 35				21 05				21 35		22 05			22 35						23 05		
Streatham Common	d		20 37				21 07				21 37		22 07			22 37						23 07		
Streatham	d	20 38	20 41	20 53		21 08	21 11			21 23		21 41	21 49		22 11	22 19		22 41			22 49	23 11	23 19	
Beckenham Junction	d				20 43					21 13			21 43			22 13			22 43			23 13		
Birkbeck	d				20 46					21 16			21 46			22 16			22 46			23 16		
Crystal Palace	d				20 50					21 20			21 50			22 20			22 50			23 20		
Gipsy Hill	d				20 53					21 23			21 53			22 23			22 53			23 23		
West Norwood	d				20 56					21 26			21 56			22 26			22 56			23 26		
Tulse Hill	d	20 42	20 45	20 57	21 01	21 12	21 15			21 27	21 31	21 45	21 57	22 01	22 16	22 23	22 31	22 45		22 53	23 01	23 15	23 23	23 31
Herne Hill	a	20 46		21 01		21 16				21 31			22 01			22 26			22 56			23 26		
Loughborough Jn	a	20 49		21 04		21 19				21 34			22 04			22 30			23 00					
Elephant & Castle	a	20 53		21 08		21 23				21 38			22 08			22 34			23 04			23 33		
London Blackfriars	a	20 57		21 12		21 27				21 42			22 12			22 37			23 07			23 37		
City Thameslink	a																							
Farringdon	a	21 06		21 19		21 36				21 49			22 17			22 43			23 13			23 43		
St Pancras International	a	21 10		21 23		21 40				21 53			22 22			22 47			23 17			23 47		
North Dulwich	d		20 48		21 04		21 18			21 34	21 48		22 04	22 19		22 34	22 48				23 04	23 18	23 34	
East Dulwich	d		20 50		21 06		21 20			21 36	21 50		22 06	22 21		22 36	22 50				23 06	23 20	23 36	
Peckham Rye	d		20 53		21 09		21 23			21 39	21 53		22 09	22 24		22 39	22 53				23 09	23 23	23 39	
Queens Rd Peckham	d		20 56		21 11		21 26			21 41	21 56		22 11	22 27		22 41	22 56				23 11	23 26	23 41	
South Bermondsey	d		20 59		21 14		21 29			21 44	21 59		22 14	22 30		22 44	22 59				23 14	23 29	23 44	
London Bridge	a		21 07		21 21		21 37			21 51	22 07		22 21	22 37		22 51	23 07				23 21	23 37	23 51	

Saturdays

6 January to 19 May

	TL C	TL A	TL A	SN D	TL A	SN	TL B	TL A	SN	TL B	TL A	SN	TL B	SN	TL A	SN	TL B	SN	TL A	SN	TL B		
Sutton	d		06 34		06 38		07 08	07 07			07 38	07 37		08 08		08 07		08 38		08 37	09 08		
Carshalton	d		06 37				07 11				07 41			08 11				08 41			09 11		
Hackbridge	d		06 39				07 13				07 43			08 13				08 43			09 13		
Mitcham Junction	d		06 42				07 16				07 46			08 16				08 46			09 16		
Mitcham Eastfields	d		06 45				07 19				07 49			08 19				08 49			09 19		
Wimbledon	d				06 58			07 28				07 58			08 28				08 58				
Haydens Road	d				07 00			07 30				08 00			08 30				09 00				
Tooting	d				07 03			07 33				08 03			08 33				09 03				
West Croydon	d					06 55			07 25			07 55				08 25					08 55		
Selhurst	d	05 39	06 09			07 00			07 30			08 00				08 30					09 00		
Thornton Heath	d	05 41	06 11			07 02			07 32			08 02				08 32					09 02		
Norbury	d	05 44	06 14			07 05			07 35			08 05				08 35					09 05		
Streatham Common	d	05 46	06 16			07 07			07 37			08 07				08 37					09 07		
Streatham	d	05 49	06 19	06 49		07 08	07 11	07 23	07 38	07 41		07 53	08 08	08 11	08 23		08 38	08 41	08 53		09 08	09 11	09 23
Beckenham Junction	d														08 13				08 43				
Birkbeck	d														08 16				08 46				
Crystal Palace	d				06 47										08 20				08 50				
Gipsy Hill	d				06 49										08 23				08 53				
West Norwood	d				06 52										08 26				08 56				
Tulse Hill	d	05 53	06 23	06 53	06 56	07 12	07 15	07 27	07 42	07 45		07 57	08 12	08 15	08 27	08 31	08 42	08 45	08 57	09 01	09 12	09 15	09 27
Herne Hill	a	05 57	06 27	06 57		07 16		07 31	07 46			08 01	08 16		08 31		08 46		09 01		09 16		09 31
Loughborough Jn	a		06 30	07 00		07 19		07 34	07 49			08 04	08 19		08 34		08 49		09 04		09 19		09 34
Elephant & Castle	a	06 04	06 34	07 04		07 23		07 38	07 53			08 08	08 23		08 38		08 53		09 08		09 23		09 38
London Blackfriars	a	06 07	06 38	07 08		07 28		07 42	07 58			08 12	08 28		08 42		08 58		09 12		09 28		09 42
City Thameslink	a																		09 02		09 16		09 32
Farringdon	a	06 15	06 45	07 14		07 36		07 49	08 06			08 19	08 36		08 49		09 06		09 19		09 36		09 49
St Pancras International	a	06 19	06 49	07 18		07 40		07 53	08 10			08 23	08 40		08 53		09 10		09 23		09 40		09 53
North Dulwich	d				06 59		07 18		07 48			08 18		08 34		08 48			09 04		09 18		
East Dulwich	d				07 01		07 20		07 50			08 20		08 36		08 50			09 06		09 20		
Peckham Rye	d				07 05		07 23		07 53			08 23		08 39		08 53			09 09		09 23		
Queens Rd Peckham	d				07 08		07 26		07 56			08 26		08 41		08 56			09 11		09 26		
South Bermondsey	d				07 13		07 29		07 59			08 29		08 44		08 59			09 14		09 29		
London Bridge	a				07 20		07 37		08 07			08 37		08 51		09 07			09 21		09 37		

and at the same minutes past each hour until

A To Luton
B To St Albans City
C To Bedford
D From Norwood Junction

Table T173-R

Saturdays

6 January to 19 May

Tulse Hill, Streatham, North Dulwich, East Dulwich, Peckham Rye, Queens Road Peckham and South Bermondsey - London Bridge

		SN	TL A	SN	TL B	SN	TL A	SN	TL B		SN	TL A	SN	TL B	SN	TL A	SN	TL B	SN	TL A	SN	TL B	SN	TL A						
Sutton	d		11 07		11 38		11 37		12 08			12 07		12 38		12 37		13 08			13 07		13 38		13 37					
Carshalton	d				11 41				12 11					12 41				13 11				13 41								
Hackbridge	d				11 43				12 13					12 43				13 13				13 43								
Mitcham Junction	d				11 46				12 16					12 46				13 16				13 46								
Mitcham Eastfields	d				11 49				12 19					12 49				13 19				13 49								
Wimbledon	d		11 28				11 58					12 28			12 58						13 28			13 58						
Haydons Road	d		11 30				12 00					12 30			13 00						13 30			14 00						
Tooting	d		11 33				12 03					12 33			13 03						13 33			14 03						
West Croydon	d			11 25				11 55					12 25			12 55						13 25								
Selhurst	d			11 30				12 00					12 30			13 00						13 31								
Thornton Heath	d			11 32				12 02					12 32			13 02						13 33								
Norbury	d			11 35				12 05					12 35			13 05						13 36								
Streatham Common	d			11 37				12 07					12 37			13 07						13 38								
Streatham	d		11 38		11 53		12 08		12 11		12 23		12 38		12 41	12 53		13 08		13 11	13 23		13 38		13 42	13 53	14 08			
Beckenham Junction	d		11 13				11 43					12 13			12 43							13 13			13 43					
Birkbeck	d		11 16				11 46					12 16			12 46							13 16			13 46					
Crystal Palace	d						11 50					12 20			12 50							13 20			13 50					
Gipsy Hill	d		11 23				11 53					12 23			12 53							13 23			13 53					
West Norwood	d		11 26				11 56					12 26			12 56							13 26			13 56					
Tulse Hill	d		11 31		11 42		11 45		11 57		12 01	12 12	12 15	12 27		12 31	12 42	12 45	12 57	13 01	13 12	13 15	13 27	13 31		13 42	13 46	13 57	14 01	14 12
Herne Hill	a		11 46		12 01		12 16		12 31			12 46		13 01		13 16		13 31				13 46		14 01		14 16				
Loughborough Jn	a		11 49		12 04		12 19		12 34			12 49		13 04		13 19		13 34				13 49		14 04		14 19				
Elephant & Castle	a		11 53		12 08		12 23		12 38			12 53		13 08		13 23		13 38				13 53		14 08		14 23				
London Blackfriars	a		11 58		12 12		12 28		12 42			12 57		13 12		13 28		13 42				13 58		14 12		14 28				
City Thameslink	a		12 02		12 16		12 32		12 46			13 02		13 16		13 32		13 46				14 02		14 16		14 32				
Farringdon	a		12 06		12 19		12 36		12 49			13 06		13 19		13 36		13 49				14 06		14 19		14 36				
St Pancras International	a		12 10		12 23		12 40		12 53			13 10		13 23		13 40		13 53				14 10		14 23		14 40				
North Dulwich	d		11 34		11 48		12 04		12 18			12 34		12 48		13 04		13 18				13 34		13 49		14 04				
East Dulwich	d		11 36		11 50		12 06		12 20			12 36		12 50		13 06		13 20				13 36		13 51		14 06				
Peckham Rye	d		11 39		11 53		12 09		12 23			12 39		12 53		13 09		13 23				13 39		13 54		14 09				
Queens Rd Peckham	d		11 41		11 56		12 11		12 26			12 41		12 56		13 11		13 26				13 41		13 57		14 11				
South Bermondsey	d		11 44		11 59		12 14		12 29			12 44		12 59		13 14		13 29				13 44		13 59		14 14				
London Bridge	a		11 51		12 07		12 21		12 37			12 51		13 07		13 21		13 37				13 51		14 07		14 21				

		SN	TL B	SN	TL A	SN	TL B	SN	TL A	SN	TL B	SN	TL A	SN	TL B	SN	TL A	SN	TL B	SN	TL A	SN	TL B		
Sutton	d		14 08		14 07		14 38		14 37		15 08		15 07		15 38		15 37		16 08		16 07		16 38		
Carshalton	d		14 11				14 41				15 11				15 41				16 11				16 41		
Hackbridge	d		14 13				14 43				15 13				15 43				16 13				16 43		
Mitcham Junction	d		14 16				14 46				15 16				15 46				16 16				16 46		
Mitcham Eastfields	d		14 19				14 49				15 19				15 49				16 19				16 49		
Wimbledon	d				14 28				14 58				15 28			15 58						16 28			
Haydons Road	d				14 30				15 00				15 30			16 00						16 30			
Tooting	d				14 33				15 03				15 33			16 03						16 33			
West Croydon	d	13 55					14 25			14 55			15 25			15 55						16 25			
Selhurst	d	14 00					14 30			15 00			15 30			16 00						16 30			
Thornton Heath	d	14 02					14 32			15 02			15 32			16 02						16 32			
Norbury	d	14 05					14 35			15 05			15 35			16 05						16 35			
Streatham Common	d	14 07					14 37			15 07			15 37			16 07						16 37			
Streatham	d	14 11	14 23		14 38		14 41	14 53		15 08	15 11	15 23		15 38	15 41		15 53		16 08	16 11	16 23		16 38	16 41	16 53
Beckenham Junction	d		14 13				14 43				15 13				15 43				16 13				16 43		
Birkbeck	d		14 16				14 46				15 16				15 46				16 16				16 46		
Crystal Palace	d		14 20				14 50				15 21				15 50				16 20				16 50		
Gipsy Hill	d		14 23				14 53				15 24				15 53				16 23				16 53		
West Norwood	d		14 26				14 56				15 27				15 56				16 26				16 56		
Tulse Hill	d	14 15	14 27	14 31	14 42		14 45	14 57	15 01	15 12	15 15	15 27	15 31	15 42	15 45		15 57	16 01	16 12	16 15	16 27	16 31	16 42	16 45	16 57
Herne Hill	a		14 31		14 46		15 01		15 16		15 31		15 46		16 01		16 16		16 31		16 46		17 01		
Loughborough Jn	a		14 34		14 49		15 04		15 19		15 34		15 49		16 04		16 19		16 34		16 49		17 04		
Elephant & Castle	a		14 38		14 53		15 08		15 23		15 38		15 53		16 08		16 23		16 38		16 53		17 08		
London Blackfriars	a		14 42		14 58		15 12		15 28		15 42		15 58		16 12		16 28		16 42		16 58		17 12		
City Thameslink	a		14 46		15 02		15 16		15 32		15 46		16 02		16 16		16 32		16 46		17 02		17 16		
Farringdon	a		14 49		15 06																				

Table T173-R

Saturdays

6 January to 19 May

Tulse Hill, Streatham, North Dulwich, East Dulwich, Peckham Rye, Queens Road Peckham and South Bermondsey - London Bridge

		SN	TL A	SN	TL B	SN	TL A	SN	TL B	SN	TL A	SN	TL B	SN	TL A	SN	TL B	SN	TL A	SN	TL B	SN	
Sutton	d		16 37		17 08		17 07		17 38		17 37		18 08		18 07		18 38		18 37		19 08		19 08
Carshalton	d				17 11				17 41				18 11				18 41				19 11		19 11
Hackbridge	d				17 13				17 43				18 13				18 43				19 13		19 13
Mitcham Junction	d				17 16				17 46				18 16				18 46				19 16		19 16
Mitcham Eastfields	d				17 19				17 49				18 19				18 49				19 19		19 19
Wimbledon	d		16 58				17 28				17 58				18 28				18 58				19 08
Haydons Road	d		17 00				17 30				18 00				18 30				19 00				19 00
Tooting	d		17 03				17 33				18 03				18 33				19 03				19 03
West Croydon	d			16 55				17 25				17 55				18 25				18 55			19 05
Selhurst	d			17 00				17 30				18 00				18 30				19 00			19 00
Thornton Heath	d			17 02				17 32				18 02				18 32				19 02			19 02
Norbury	d			17 05				17 35				18 05				18 35				19 05			19 05
Streatham Common	d			17 07				17 37				18 07				18 37				19 07			19 07
Streatham	d		17 08	17 11	17 23		17 38	17 41	17 53		18 08	18 11	18 23		18 38	18 41	18 53		19 08		19 11	19 23	
Beckenham Junction	d		16 43				17 13				17 43				18 13				18 43				19 13
Birkbeck	d		16 46				17 16				17 46				18 16				18 46				19 16
Crystal Palace	d		16 51				17 20				17 51				18 20				18 50				19 20
Gipsy Hill	d		16 54				17 23				17 54				18 23				18 53				19 23
West Norwood	d		16 57				17 26				17 57				18 26				18 56				19 26
Tulse Hill	d		17 02	17 12	17 15	17 27	17 31	17 42	17 45	17 57	18 01	18 12	18 15	18 27	18 31	18 42	18 45	18 57	19 01	19 12	19 15	19 27	19 31
Herne Hill	a		17 16		17 31		17 46		18 01		18 16		18 31		18 46		19 01		19 16		19 31		19 31
Loughborough Jn	a		17 19		17 34		17 49		18 04		18 19		18 34		18 49		19 04		19 19		19 34		19 34
Elephant & Castle	a		17 23		17 38		17 53		18 08		18 23		18 38		18 53		19 08		19 23		19 38		19 38
London Blackfriars	a		17 28		17 42		17 58		18 12		18 28		18 42		18 58		19 12		19 28		19 42		19 42
City Thameslink	a		17 32		17 46		18 02		18 16		18 32		18 46		19 02		19 16		19 32		19 46		19 46
Farringdon	a		17 36		17 49		18 06		18 19		18 36		18 49		19 06		19 19		19 36		19 49		19 49
St Pancras International	a		17 40		17 53		18 10		18 23		18 40		18 53		19 10		19 23		19 40		19 53		19 53
North Dulwich	d		17 05		17 18		17 34		17 48		18 04		18 18		18 34		18 48		19 04		19 18		19 34
East Dulwich	d		17 07		17 20		17 36		17 50		18 06		18 20		18 36		18 50		19 06		19 20		19 36
Peckham Rye	d		17 09		17 23		17 39		17 53		18 09		18 23		18 39		18 53		19 09		19 23		19 39
Queens Rd Peckham	d		17 12		17 26		17 41		17 56		18 11		18 26		18 41		18 56		19 11		19 26		19 41
South Bermondsey	d		17 16		17 29		17 44		17 59		18 14		18 29		18 44		18 59		19 14		19 29		19 44
London Bridge	a		17 23		17 37		17 51		18 07		18 21		18 37		18 51		19 07		19 21		19 37		19 51

		TL A	SN	TL A	SN	TL A	SN	TL B	SN	TL A	SN	TL B	SN	TL A	SN	TL B	SN	SN	TL C	SN	SN	TL C	SN	
Sutton	d	19 07		19 38		19 37		20 08		20 07		20 38		20 37		21 08			21 15			21 45		
Carshalton	d			19 41				20 11				20 41				21 11								
Hackbridge	d			19 43				20 13				20 43				21 13								
Mitcham Junction	d			19 46				20 16				20 46				21 16								
Mitcham Eastfields	d			19 49				20 19				20 49				21 19								
Wimbledon	d	19 28				19 58				20 28				20 58					21 38				22 08	
Haydons Road	d	19 30				20 00				20 30				21 00					21 40				22 10	
Tooting	d	19 33				20 03				20 33				21 03					21 43				22 13	
West Croydon	d		19 25			19 55				20 25				20 55					21 25			21 55		
Selhurst	d		19 30			20 00				20 30				21 00					21 30			22 00		
Thornton Heath	d		19 32			20 02				20 32				21 02					21 32			22 02		
Norbury	d		19 35			20 05				20 35				21 05					21 35			22 05		
Streatham Common	d		19 37			20 07				20 37				21 07					21 37			22 07		
Streatham	d	19 38	19 41	19 53		20 08	20 11	20 23		20 38	20 41	20 53		21 08	21 11	21 23		21 41	21 49		22 11	22 19		
Beckenham Junction	d			19 43				20 13				20 43				21 13			21 43			22 13		
Birkbeck	d			19 46				20 16				20 46				21 16			21 46			22 16		
Crystal Palace	d			19 50				20 20				20 50				21 20			21 50			22 20		
Gipsy Hill	d			19 53				20 23				20 53				21 23			21 53			22 23		
West Norwood	d			19 56				20 26				20 56				21 26			21 56			22 26		
Tulse Hill	d	19 42	19 45	19 57	20 01	20 12	20 15	20 27	20 31	20 42	20 45	20 57	21 01	21 12	21 15	21 27		21 31	21 45	21 57	22 01	22 12	22 31	
Herne Hill	a	19 46		20 01		20 16		20 31		20 46		21 01		21 16		21 31			22 01			22 26		
Loughborough Jn	a	19 49		20 04		20 19		20 34		20 49		21 04		21 19		21 34			22 04			22 30		
Elephant & Castle	a	19 53		20 08		20 23		20 38		20 53		21 08		21 23		21 38			22 08			22 34		
London Blackfriars	a	19 58		20 12		20 28		20 42		20 58		21 12		21 28		21 42			22 12			22 37		
City Thameslink	a	20 02		20 16		20 32		20 46				21 19		21 36		21 49			22 17			22 43		
Farringdon	a	20 06		20 19		20 36		20 49		21 06		21 19		21 36		21 49			22 17			22 43		
St Pancras International	a	20 10		20 23		20 40		20 53		21 10		21 23		21 40		21 53			22 22			22 47		
North Dulwich	d		19 48		20 04		20 18		20 34		20 48		21 04		21 18			21 34	21 48		22 04	22 19	22 34	
East Dulwich	d		19 50		20 06		20 20		20 36		20 50		21 06		21 20			21 36	21 50		22 06	22 21	22 36	
Peckham Rye	d		19 53		20 09		20 23		20 39		20 53		21 09		21 23			21 39	21 53		22 09	22 24	22 39	
Queens Rd Peckham	d		19 56		20 11		20 26		20 41		20 56		21 11		21 26			21 41	21 56		22 11	22 27	22 41	
South Bermondsey	d		19 59		20 14		20 29		20 44		20 59		21 14		21 29			21 44	21 59		22 14	22 30	22 44	
London Bridge	a		20 07		20 21		20 37		20 51		21 07		21 21		21 37			21 51	22 07		22 21	22 37	22 51	

A To Luton

B To St Albans City

C To Bedford

Table T173-R

Sundays

10 December to 13 May

Tulse Hill, Streatham, North Dulwich, East Dulwich, Peckham Rye, Queens Road Peckham and South Bermondsey - London Bridge

		SN	TL	SN A	TL B	SN		TL	SN A	TL B	SN	TL	SN A	TL B	SN	TL	SN A	TL B	SN	TL	SN A	TL B	SN												
Sutton	d		11 08		11 07			11 38		11 37		12 08		12 07		12 38		12 37		13 08		13 07													
Carshalton	d		11 11					11 41				12 11				12 41				13 11															
Hackbridge	d		11 13					11 43				12 13				12 43				13 13															
Mitcham Junction	d		11 16					11 46				12 16				12 46				13 16															
Mitcham Eastfields	d		11 19					11 49				12 19				12 49				13 19															
Wimbledon	d				11 26						11 56				12 26				12 56				13 26												
Haydens Road	d				11 28						11 58				12 28				12 58				13 28												
Tooting	d				11 31						12 01				12 31				13 01				13 31												
West Croydon	d																																		
Selhurst	d			11 16							11 46				12 16				12 46				13 16												
Thornton Heath	d			11 18							11 48				12 18				12 48				13 18												
Norbury	d			11 21							11 51				12 21				12 51				13 21												
Streatham Common	d			11 25							11 55				12 25				12 55				13 25												
Streatham	d		11 23		11 28		11 36				11 53		11 58	12 06		12 23		12 28	12 36		12 53		12 58	13 06	13 23	13 28	13 36								
Beckenham Junction	d																																		
Birkbeck	d																																		
Crystal Palace	d	11 07													12 07												13 37								
Gipsy Hill	d	11 09													12 09												13 39								
West Norwood	d	11 12													12 12												13 42								
Tulse Hill	d	11 16		11 27		11 32		11 40		11 46		11 57		12 02		12 10		12 16		12 27		12 32		12 40		12 48		12 57	13 02	13 10	13 16	13 27	13 32	13 40	13 46
Herne Hill	a		11 31		11 44						12 01		12 14		12 31		12 44			13 01		13 14		13 31				13 44							
Loughborough Jn	a		11 34		11 47						12 04		12 17		12 34		12 47			13 04		13 17		13 34				13 47							
Elephant & Castle	a		11 39		11 51						12 09		12 21		12 39		12 51			13 09		13 21		13 39				13 51							
London Blackfriars	a		11 43		11 55						12 13		12 25		12 43		12 55			13 13		13 25		13 43				13 55							
City Thameslink	a																																		
Farringdon	a																																		
St Pancras International	a																																		
North Dulwich	d	11 19		11 35		11 49					12 05		12 19		12 35		12 51			13 05		13 19		13 35				13 49							
East Dulwich	d	11 21		11 37		11 51					12 07		12 21		12 37		12 53			13 07		13 21		13 37				13 51							
Peckham Rye	d	11 23		11 40		11 53					12 10		12 23		12 40		12 55			13 10		13 23		13 40				13 53							
Queens Rd Peckham	d	11 26		11 42		11 56					12 12		12 26		12 42		12 58			13 12		13 26		13 42				13 56							
South Bermondsey	d	11 30		11 45		12 00					12 15		12 30		12 45		13 01			13 15		13 30		13 45				14 00							
London Bridge	a	11 37		11 52		12 07					12 22		12 37		12 52		13 08			13 22		13 37		13 52				14 07							

and at the same minutes past each hour until

		TL	SN A	TL B	SN	TL	SN A	TL C	SN		TL	SN A	TL C	SN	TL	SN A	TL C	SN	TL	SN A	TL C	SN	TL	SN A	
Sutton	d	17 38		17 37		18 08		18 07			18 38		18 37		19 08		19 07		19 38		19 37		20 08		
Carshalton	d	17 41				18 11					18 41				19 11				19 41				20 11		
Hackbridge	d	17 43				18 13					18 43				19 13				19 43				20 13		
Mitcham Junction	d	17 46				18 16					18 46				19 16				19 46				20 16		
Mitcham Eastfields	d	17 49				18 19					18 49				19 19				19 49				20 19		
Wimbledon	d			17 56				18 26					18 56				19 26					19 56			
Haydens Road	d			17 58				18 28					18 58				19 28					19 58			
Tooting	d			18 01				18 31					19 01				19 31					20 01			
West Croydon	d																								
Selhurst	d		17 46				18 16					18 46			19 16							19 46		20 16	
Thornton Heath	d		17 48				18 18					18 48			19 18							19 48		20 18	
Norbury	d		17 51				18 21					18 51			19 21							19 51		20 21	
Streatham Common	d		17 55				18 25					18 55			19 25							19 55		20 25	
Streatham	d	17 53	17 58	18 06		18 23	18 28	18 36			18 53	18 58	19 06		19 23	19 28	19 36		19 53		19 58	20 06		20 23	20 28
Beckenham Junction	d																								
Birkbeck	d																								
Crystal Palace	d				18 07			18 37					19 07				19 37						20 07		
Gipsy Hill	d				18 09			18 39					19 09				19 39						20 09		
West Norwood	d				18 12			18 42					19 12				19 42						20 12		
Tulse Hill	d	17 57	18 02	18 10	18 16	18 27	18 32	18 40	18 46		18 57	19 03	19 10	19 16	19 27	19 32	19 40	19 46	19 57		20 02	20 10	20 16	20 27	20 32
Herne Hill	a	18 01		18 14		18 31		18 44			19 01		19 14		19 31		19 44		20 01			20 14		20 31	
Loughborough Jn	a	18 04		18 17		18 34		18 47			19 04		19 17		19 34		19 47		20 04			20 17		20 34	
Elephant & Castle	a	18 09		18 21		18 39		18 51			19 09		19 21		19 39		19 51		20 09			20 21		20 39	
London Blackfriars	a	18 13		18 25		18 43		18 55			19 13		19 25		19 43		19 55		20 13			20 25		20 43	
City Thameslink	a																								
Farringdon	a																								
St Pancras International	a																								
North Dulwich	d	18 05		18 19		18 35		18 49			19 06		19 19		19 35		19 49				20 05		20 19		20 35
East Dulwich	d	18 07		18 21		18 37		18 51			19 08		19 21		19 37		19 51				20 07		20 21		20 37
Pe																									

Table T173-R

Sundays

10 December to 13 May

Tulse Hill, Streatham, North Dulwich, East Dulwich, Peckham Rye, Queens Road Peckham and South Bermondsey - London Bridge

		TL A	SN	TL	SN B		TL A	SN	TL	SN B	TL A	SN	TL A	SN B	SN		TL	SN B	SN	SN B	SN	SN				
Sutton	d	20 07		20 38			20 37		21 08		21 07		21 38				22 08									
Carshalton	d			20 41					21 11				21 41				22 11									
Hackbridge	d			20 43					21 13				21 43				22 13									
Mitcham Junction	d			20 46					21 16				21 46				22 16									
Mitcham Eastfields	d			20 49					21 19				21 49				22 19									
Wimbledon	d	20 26					20 56				21 26															
Haydons Road	d	20 28					20 58				21 28															
Tooting	d	20 31					21 01				21 31															
West Croydon	d																									
Selhurst	d				20 46					21 16				21 46				22 16			22 46					
Thornton Heath	d				20 48					21 18				21 48				22 18			22 48					
Norbury	d				20 51					21 21				21 51				22 21			22 51					
Streatham Common	d				20 55					21 25				21 55				22 25			22 55					
Streatham	d	20 36		20 53	20 58		21 06		21 23	21 28	21 36		21 53	21 58			22 23	22 28		22 58						
Beckenham Junction	d																									
Birkbeck	d																									
Crystal Palace	d		20 37					21 07				21 37			22 07				22 37		23 07	23 37				
Gipsy Hill	d		20 39					21 09				21 39			22 09				22 39		23 09	23 39				
West Norwood	d		20 42					21 12				21 42			22 12				22 42		23 12	23 42				
Tulse Hill	d	20 40	20 46	20 57	21 02		21 10	21 16	21 27	21 32	21 40	21 46	21 57	22 02	22 16		22 27	22 32	22 46	23 02	23 16	23 46				
Herne Hill	a	20 44		21 01			21 14		21 31		21 44		22 01				22 31									
Loughborough Jn	a	20 47		21 04			21 17		21 34		21 47		22 04				22 34									
Elephant & Castle	a	20 51		21 09			21 21		21 39		21 51		22 09				22 39									
London Blackfriars	a	20 55		21 13			21 25		21 43		21 55		22 13				22 43									
City Thameslink	a																									
Farringdon	a	21 02					21 32				22 02		22 19													
St Pancras International	a	21 06					21 36				22 06		22 24													
North Dulwich	d		20 49		21 05			21 19		21 35		21 49		22 05	22 19			22 35	22 49	23 05	23 19	23 49				
East Dulwich	d		20 51		21 07			21 21		21 37		21 51		22 07	22 21			22 37	22 51	23 07	23 21	23 51				
Peckham Rye	d		20 53		21 10			21 23		21 40		21 53		22 10	22 23			22 40	22 53	23 10	23 23	23 53				
Queens Rd Peckham	d		20 56		21 12			21 26		21 42		21 56		22 12	22 26			22 42	22 56	23 12	23 26	23 56				
South Bermondsey	d		21 00		21 15			21 30		21 45		22 00		22 15	22 30			22 45	23 00	23 15	23 28	23 58				
London Bridge	a		21 07		21 22			21 37		21 52		22 07		22 22	22 37			22 52	23 07	23 22	23 36	00 07				

A To Bedford

B From East Croydon