

Table 71

Mondays to Fridays

20 May to 6 December

Hereford, Worcester and Stourbridge -
Birmingham - Leamington Spa, Marylebone and
Stratford-upon-Avon

Network Diagram - see first Page of Table 71

Miles	Miles	Miles		CH	CH	CH	LM	XC	CH	CH	CH	XC		CH	LM	LM	GW	LM	LM	CH	XC	LM		CH	
				◇		◇		◇				◇		◇			◇			◇	◇			◇	
0	—	—	Hereford	d													04 50								
13%	—	—	Ledbury	d																					
18	—	—	Colwall	d																					
20%	—	—	Great Malvern	a													05 14								
22	—	—	Malvern Link	d													05 17	05 49							
28%	0	—	Worcester Foregate Street	a													05 20	05 52							
29%	—	—	Worcester Shrub Hill	a													05 30	05 59							
34%	5½	—	Droitwich Spa	d												05 30									
40%	—	—	Bromsgrove	d												05 38									
44	—	—	Barnt Green	d																					
52	—	—	University	d																					
—	11	—	Hartlebury	d																					
—	14%	—	Kidderminster	d																					
—	17%	—	Blakedown	d																					
—	19½	—	Hagley	d																					
—	21½	—	Stourbridge Junction	d																					
—	22%	—	Lye	d													05 57					06 18		06 24	
—	24	—	Cradley Heath	d													06 01							06 28	
—	25½	—	Old Hill	d													06 04							06 31	
—	26%	—	Rowley Regis	d													06 08							06 35	
—	28½	0	Langley Green	d													06 12					06 30		06 39	
54%	—	6%	Birmingham New Street	a													06 15							06 42	
—	—	—	Birmingham International	d																				07 04	
—	—	—	Coventry	d																					07 14
—	29%	—	Smethwick Galton Bridge	d																				07 25	
—	30%	—	The Hawthorns	d																					06 46
—	32%	—	Jewellery Quarter	d																					06 58
—	33%	—	Birmingham Snow Hill	a																					06 48
—	34	—	Birmingham Moor Street	d																					06 55
—	34%	—	Bordesley	d	05 15																				06 57
—	35%	9%	Small Heath	d																					07 00
—	36%	10%	Tyseley	d																					07 04
—	—	11%	Acocks Green	d																					07 06
—	—	12%	Olton	d																					07 09
—	—	14	Solihull	d																					07 12
—	—	15%	Widney Manor	d	05 24																				07 15
—	—	17%	Dorridge	d																					07 19
—	—	20	Lapworth	d																					07 20
—	—	24%	Hatton	d																					07 26
—	—	27	Warwick Parkway	d																					07 33
—	—	28%	Warwick	d	05 36	05 55	06 09																		07 39
—	—	30%	Leamington Spa	a	05 36	05 55	06 09																		07 36
—	—	—	Banbury	d	05 41	06 03	06 15																		07 43
—	—	—	London Marylebone	a	05 41	06 03	06 15																		07 46
—	—	—	Stratford-upon-Avon Parkway	a	05 59	06 21	06 33																		07 52
—	—	—	Stratford-upon-Avon	a	05 59	06 21	06 33																		07 41
—	37%	—	Spring Road	d	07 01	07 33	07 35																		07 42
—	38%	—	Hall Green	d	07 01	07 33	07 35																		07 42
—	39%	—	Yardley Wood	d	07 01	07 33	07 35																		08 00
—	40%	—	Shirley	d	07 01	07 33	07 35																		08 03
—	41%	—	Whitlocks End	d	07 01	07 33	07 35																		06 39
—	42%	—	Wythall	d	07 01	07 33	07 35																		06 42
—	43%	—	Earlwood (West Midlands)	d	07 01	07 33	07 35																		06 47
—	44%	—	The Lakes	d	07 01	07 33	07 35																		06 52
—	45%	—	Wood End	d	07 01	07 33	07 35																		06 58
—	47%	—	Danzey	d	07 01	07 33	07 35																		06 51
—	50%	—	Henley-in-Arden	d	07 01	07 33	07 35																		06 53
—	52%	—	Wootton Waven	d	07 01	07 33	07 35																		06 51
—	56	—	Wilmcote	d	07 01	07 33	07 35																		06 53
—	—	—	Stratford-upon-Avon Parkway	a	07 01	07 33	07 35																		06 52
—	58%	—	Stratford-upon-Avon	a	07 01	07 33	07 35																		06 52

BZ Business Zone available offering greater comfort and an enhanced working environment. Supplement payable

From 7 October 2013: All Chiltern Railway (CH) services arrive at their final destination up to 3 minutes later than shown

Table 71

Mondays to Fridays

20 May to 6 December

**Hereford, Worcester and Stourbridge -
Birmingham - Leamington Spa, Marylebone and
Stratford-upon-Avon**

Network Diagram - see first Page of Table 71

	LM	LM	GW	LM	XC	LM	CH	CH		CH	LM	CH	LM	GW	LM	XC	CH	LM		LM	GW	XC	CH	LM
			◇		◇		◇	◇				◇		◇		◇	◇				◇	◇	◇	
			⊙				⌘	⌘				⌘									⊙	⌘	⌘	
Hereford	d		05 28																					
Ledbury	a		05 44																					
Colwall	d		05 45																					
Great Malvern	a		05 53																					
Malvern Link	d		05 58																					
Worcester Foregate Street	a		05 59																					
Worcester Shrub Hill	a		06 03																					
Droitwich Spa	d		06 13																					
Bromsgrove	d		06 14																					
Barnet Green	d		06 15																					
University	d		06 12																					
Hartlebury	d		06 20																					
Kidderminster	d		06 26																					
Blakedown	d		06 34																					
Hagley	d		06 44																					
Stourbridge Junction	d		06 59																					
Lye	d		06 27																					
Cradley Heath	d		06 33																					
Old Hill	d		06 38																					
Rowley Regis	d		06 41																					
Langley Green	d		06 49																					
Birmingham New Street	a		07 06																					
Birmingham International	d		07 33																					
Coventry	d																							
Smethwick Galton Bridge	d		07 11																					
The Hawthorns	d		07 33																					
Jewellery Quarter	d		07 17																					
Birmingham Snow Hill	a		07 22																					
Birmingham Moor Street	d		07 19																					
Bordesley	d		07 23																					
Small Heath	d		07 22																					
Tyseley	d		07 26																					
Acocks Green	d		07 35																					
Olton	d		07 38																					
Solihull	d		07 42																					
Widney Manor	d		07 30																					
Dorridge	d		07 32																					
Lapworth	d		07 27																					
Hatton	d		07 30																					
Warwick Parkway	d		07 32																					
Warwick	d		07 48																					
Leamington Spa	a		07 51																					
Banbury	d		07 54																					
London Marylebone	a		07 58																					
Spring Road	d		07 59																					
Hall Green	d		08a15																					
Yardley Wood	d		08 00																					
Shirley	d		08 04																					
Whitlocks End	d		08 08																					
Wythall	d		08 09																					
Earlwood (West Midlands)	d		08 00																					
The Lakes	d		08 04																					
Wood End	d		08 08																					
Danzey	d		08a15																					
Henley-in-Arden	d		08 00																					
Wootton Wawen	d		08 04																					
Wilmcote	d		08 08																					
Stratford-upon-Avon Parkway	a		08 14																					
Stratford-upon-Avon	a		08 17																					
The Cathedrals Express	a		08 21																					

From 7 October 2013: All Chiltern Railway (CH) services arrive at their final destination up to 3 minutes later than shown

Table 71

Mondays to Fridays

20 May to 6 December

**Hereford, Worcester and Stourbridge -
Birmingham - Leamington Spa, Marylebone and
Stratford-upon-Avon**

Network Diagram - see first Page of Table 71

	LM	LM	LM	CH		LM	LM	XC	LM	GW	CH	LM	LM	CH		XC	CH	LM	LM	LM	GW	CH	LM	LM
				◇				◇		◇	◇			◇		◇						◇		
Hereford 7	d	07 10						07 34																
Ledbury	a	07 25						07 49																
	d	07 26						07 50																
Colwall	d	07 32						07 56																
Great Malvern	a	07 37						08 00																
	d	07 39						08 05													08 38	08 50		
Malvern Link	d	07 42						08 08													08 41	08 53		
Worcester Foregate Street 7	a	07 50						08 16													08 49	09 03		
	d	07 51				08 04		08 24	08 26												08 40	08 52	09 03	
Worcester Shrub Hill 7	a	07 53						08 28													08 42	09 06		
	d	07 35	07 57																		08 46			
Droitwich Spa	d	07 43	08 05			08 13		08 33													08 54	09 01		09 15
Bromsgrove	d							08 43													09 11			
Barnt Green	d																							
University	d		08 30					08 59														09 29		
Hartlebury	d																							
Kidderminster	d	07 54		08 09		08 23															08 57	09 06		09 26
Blakedown	d	07 59		08 14		08 28															09 02	09 11		09 31
Hagley	d	08 03		08 19		08 32															09 05	09 15		09 35
Stourbridge Junction 2	d	08 07	08 14	08 23		08 36				08 45	08 54										09 09	09 19		09 25
Lye	d	08 18	08 18			08 40					08 58													09 29
Cradley Heath	d	08 13	08 21	08 29		08 43				08 51	09 01										09 15	09 24		09 32
Old Hill	d	08 25	08 25			08 47					09 05													09 36
Rowley Regis	d	08 19	08 29	08 35		08 51				08 57	09 09										09 21	09 30		09 39
Langley Green	d		08 32			08 54					09 12													09 42
Birmingham New Street 12	a	08 38						09 07														09 42		
	d																							
Birmingham International	d							09 04														09 33		
Coventry	d							09 14																
	d							09 25																
Smethwick Galton Bridge 7	d	08 25	08 36	08 41		08 57				09 02	09 15										09 26	09 36		09 46
The Hawthorns	d	08 28	08 38	08 44		08 59				09 05	09 17										09 29	09 38		09 48
Jewellery Quarter	d	08 32	08 42	08 49		09 03				09 09	09 21										09 33	09 42		09 52
Birmingham Snow Hill	a	08 35	08 45	08 51		09 06				09 12	09 25										09 36	09 45		09 55
	d	08 37	08 47	08 52		08 57	09 07			09 12	09 17	09 27									09 37	09 47		09 57
Birmingham Moor Street	d	08 40	08 50	08 55		09 00	09 10			09 15	09 20	09 30									09 34	09 40	09 50	10 10
Bordesley	d																							
Small Heath	d	08 44				09 14															09 44			10 14
Tyseley	d	08 47				09 16															09 46			10 16
Acocks Green	d	08 50			09 05					09 25											09 49			10 05
Olton	d	08 53			09 08					09 28											09 52			10 08
Solihull	d	08 57		09 07	09 12				09 24	09 32											09 43	09 56		10 04
Widney Manor	d	09 00			09 15					09 35												09 59		10 15
Dorridge	d	09a05			09a20				09 29	09a41											09 52	10a04		10a20
Lapworth	d																				09 56			
Hatton	d													09 43							10 02			
Warwick Parkway	d			09 21					09 40															10 16
Warwick	d								09 44					09 50							10 08			
Leamington Spa 8	a			09 26		09 36		09 38	09 48	09 54		09 54	09 59	10 17									10 21	
	d			09 27		09 38		09 49	09 59	09 55		09 55	10 00										10 22	
Banbury	d					09a54		10 08	10 08			10 13	10a17										10 40	
London Marylebone 10	a			10 38				11 11	11 11			11 29											11 34	
Spring Road	d		08 56			09 19					09 36											09 56		10 19
Hall Green	d		08 59			09 22					09 39											09 59		10 22
Yardley Wood	d		09 02			09 25					09 42											10 02		10 25
Shirley	d		09 05			09 28					09 45											10 05		10 28
Whitlocks End	d		09a07			09a30					09 48											10a07		10a30
Wythall	d										09 50													
Earlswood (West Midlands)	d										09 53													
The Lakes	d										09x55													
Wood End	d										09x57													
Danzey	d										10x00													
Henley-in-Arden	d										10 06													
Wootton Waven	d										10x09													
Wilmcote	d										10 14													
Stratford-upon-Avon Parkway	a										10 17													
Stratford-upon-Avon	a										10 21													

From 7 October 2013: All Chiltern Railway (CH) services arrive at their final destination up to 3 minutes later than shown

Table 71

Mondays to Fridays

20 May to 6 December

Hereford, Worcester and Stourbridge -
Birmingham - Leamington Spa, Marylebone and
Stratford-upon-Avon

Network Diagram - see first Page of Table 71

	LM	LM	GW	CH	LM	LM		XC	CH	LM	LM	LM	LM	LM	GW	XC		CH	LM	LM	XC	CH	CH	LM
Hereford	d												10 40											
Ledbury	a												10 56											
Colwall	d												10 58											
Great Malvern	a												11 04											
Malvern Link	d		10 50										11 08											
Worcester Foregate Street	a		10 53										11 10											
Worcester Shrub Hill	a		11 03										11 13											
Droitwich Spa	d		11 03										11 22											
Bromsgrove	d		11 06										11 16											12 16
Barnt Green	d												11 22											
University	d												11 16											
Hartlebury	d		10 47										11 25											
Kidderminster	d	10 56	11 06										11 33											12 25
Blakedown	d		11 11										11 41											12 25
Hagley	d		11 14										11 44											12 25
Stourbridge Junction	d	11 09	11 19										11 49											12 49
Lye	d		11 29										11 59											12 49
Cradley Heath	d	11 14	11 24										11 54											12 54
Old Hill	d		11 36										12 06											12 54
Rowley Regis	d	11 20	11 30										12 00											13 00
Langley Green	d		11 43										12 00											13 00
Birmingham New Street	a												12 11											
Birmingham International	d												12 04											
Coventry	d												12 14											
Smethwick Galton Bridge	d	11 26	11 36										12 06											13 06
The Hawthorns	d	11 28	11 38										12 08											13 08
Jewellery Quarter	d	11 32	11 42										12 12											13 12
Birmingham Snow Hill	a	11 35	11 45										12 15											13 15
Birmingham Moor Street	d	11 37	11 47										12 17											13 17
Bordesley	d	11 40	11 50										12 20											13 20
Small Heath	d												12 15											13 20
Tyseley	d	11 44											12 16											13 20
Acocks Green	d	11 49											12 07											13 25
Olton	d	11 52											12 09											13 28
Solihull	d	11 56											12 13											13 32
Widney Manor	d	11 59											12 16											13 35
Dorridge	d	12a04											12 29											13a42
Lapworth	d												12a42											13a42
Hatton	d												12 29											13 30
Warwick Parkway	d												12 38											13 40
Warwick	d												12 42											13 43
Leamington Spa	a												12 36											13 48
Banbury	a												12 46											13 48
London Marylebone	a												12 38											14 06
Spring Road	d		11 56										12a54											15 08
Hall Green	d		11 59										13 04											15 08
Yardley Wood	d		12 02										14 08											
Shirley	d		12 05										13 04											
Whitlocks End	d		12a07										13 04											
Wythall	d												14 08											
Earlwood (West Midlands)	d												14 08											
The Lakes	d												13 04											
Wood End	d												13 05											
Danzey	d												13 05											
Henley-in-Arden	d												13a07											
Wootton Wawen	d												12 48											
Wilmcote	d												12 50											
Stratford-upon-Avon Parkway	a												12 53											
Stratford-upon-Avon	a												12x55											
													12x58											
													13x01											
													13x06											
													13x09											
													13 14											
													13 17											
													13 21											

BZ Business Zone available offering greater comfort and an enhanced working environment. Supplement payable

From 7 October 2013: All Chiltern Railway (CH) services arrive at their final destination up to 3 minutes later than shown

From 7 October 2013: All Chiltern Railway (CH) services arrive at their final destination up to 3 minutes later than shown

Table 71

Mondays to Fridays

20 May to 6 December

Hereford, Worcester and Stourbridge -
Birmingham - Leamington Spa, Marylebone and
Stratford-upon-Avon

Network Diagram - see first Page of Table 71

	LM	LM		XC ◇ ⊕	CH	LM	LM	GW ◇	CH ◇	LM	LM	XC ◇ ⊕		CH ◇ ⊕	LM	LM	LM	LM	LM	GW ◇ ⊕	XC ◇ ⊕	CH ◇		CH ◇ ⊕	
Hereford	d	11 40																			12 40				13 14
Ledbury	a	11 56																			12 56				13 30
Colwall	d	11 58																			12 58				13 31
Great Malvern	a	12 04																			13 04				13 39
Malvern Link	d	12 09						12 50													13 08				13 44
Worcester Foregate Street	a	12 10						12 53													13 10				13 45
Worcester Shrub Hill	d	12 13						13 03													13 13				13 50
Droitwich Spa	a	12 22						13 03													13 21				14 00
Bromsgrove	d	12 24					12 46	13 06													13 24				14 01
Barnt Green	a																								14 04
University	d														13 17										
Hartlebury	d	12 33						12 55							13 25	13 33					13 55				
Kidderminster	d	12 43													13 43										
Blakedown	d	12 59													13 59										
Hagley	d																								
Stourbridge Junction	d	12 55													13 49						13 55	14 09	14 19		
Lye	d	12 59					13 09	13 19							13 49						13 55	14 09	14 19		
Cradley Heath	d	13 02					13 14	13 24							13 54						14 02	14 14	14 24		
Old Hill	d	13 06													14 00						14 06				
Rowley Regis	d	13 10					13 20	13 30							14 00						14 10	14 20	14 30		
Langley Green	d	13 13													14 00						14 13				
Birmingham New Street	a	13 13													14 12										
Birmingham International	d														14 14										14 33
Coventry	d														14 25										
Smethwick Galton Bridge	d	13 16					13 26	13 36							14 06						14 16	14 26	14 36		
The Hawthorns	d	13 18					13 28	13 38							14 08						14 18	14 28	14 38		
Jewellery Quarter	d	13 22					13 32	13 42							14 12						14 22	14 32	14 42		
Birmingham Snow Hill	a	13 25					13 35	13 45							14 15						14 25	14 35	14 45		
Birmingham Moor Street	d	13 27					13 37	13 47							14 17						14 27	14 37	14 47		
Bordesley	d	13 30					13 40	13 50							14 20						14 30	14 40	14 50		
Small Heath	d														14 15	14 20									14 55
Tyseley	d														14 16										
Acocks Green	d														14 14										
Olton	d														14 05						14 27				
Solihull	d														14 08						14 29				
Widney Manor	d						13 43	13 56							14 12	14 33					14 56				15 04
Dorridge	d						13 59								14 15						14 36				
Lapworth	d						13 52	14a04							14 29	14a41					15a04				
Hatton	d						13 56								14 15	14 20									
Warwick Parkway	d						14 02								14 15	14 20									
Warwick	d						14 08								14 38										15 16
Leamington Spa	a						14 08								14 42										15 03
Banbury	d						14 08								14 38										15 07
London Marylebone	a						13 59	14 17							14 46										15 21
Spring Road	d						14 00								14 46										15 22
Hall Green	d						14a17								15 04										15 40
Yardley Wood	d						14 00								16 08										16 36
Shirley	d																								
Whitlocks End	d																								
Wythall	d																								
Earlwood (West Midlands)	d																								
The Lakes	d																								
Wood End	d																								
Danzey	d																								
Henley-in-Arden	d																								
Wootton Waven	d																								
Wilmcote	d																								
Stratford-upon-Avon Parkway	a																								
Stratford-upon-Avon	a																								

From 7 October 2013: All Chiltern Railway (CH) services arrive at their final destination up to 3 minutes later than shown

Table 71

Mondays to Fridays

20 May to 6 December

Hereford, Worcester and Stourbridge -
Birmingham - Leamington Spa, Marylebone and
Stratford-upon-Avon

Network Diagram - see first Page of Table 71

	LM	LM	XC ◇ 10	CH ◇	LM	LM	GW ◇ 10	LM		XC ◇ 10	CH	LM	LM	GW ◇ 10 BZ	CH	LM	LM	XC ◇ 10		CH ◇ 10	LM	LM	LM	LM		
Hereford 7	d					13 43																		14 40		
Ledbury	d					14 00																		14 56		
Colwall	d					14 00																		14 58		
Great Malvern	d					14 06																		15 04		
Malvern Link	d					14 11																		15 08		
Worcester Foregate Street 7	d					14 00	14 11	14 26						14 50										15 10		
Worcester Shrub Hill 7	d					14 02	14 14	14 28						14 53										15 13		
Droitwich Spa	d					14 10	14 23	14 38						15 03										15 22		
Bromsgrove	d					14 16	14 24	14 38						15 03										15 24		
Barnt Green	d					14 16	14 24	14 38						15 06										15 24		
University	d					14 41								14 47										15 25		
Hartlebury	d					14 25	14 33							14 55										15 33		
Kidderminster	d					14 43								15 11										15 43		
Blakedown	d					14 59								15 14										15 59		
Hagley	d													14 47										15 59		
Stourbridge Junction 2	d	14 25	14 39			14 49		14 55				15 09	15 19			15 25	15 39						15 49	15 55	16 09	
Lye	d	14 29						14 59								15 29								15 59		
Cradley Heath	d	14 32	14 44			14 54		15 02				15 14	15 24			15 32	15 44						15 54	16 02	16 14	
Old Hill	d	14 36						15 06								15 36								16 06		
Rowley Regis	d	14 40	14 50			15 00		15 10				15 20	15 30			15 40	15 50						16 00	16 10	16 20	
Langley Green	d	14 43						15 13								15 43								16 13		
Birmingham New Street 12	a					15 10																		16 13		
Birmingham International	d		15 04							15 33																
Coventry	d		15 14																							
Coventry	d		15 25																							
Smethwick Galton Bridge 7	d	14 46	14 56			15 06		15 16				15 26	15 36			15 46	15 56						16 06	16 16	16 26	
The Hawthorns	d	14 48	14 58			15 08		15 18				15 28	15 38			15 48	15 58						16 08	16 18	16 28	
Jewellery Quarter	d	14 52	15 02			15 12		15 22				15 32	15 42			15 52	16 02						16 12	16 22	16 32	
Birmingham Snow Hill	a	14 55	15 05			15 15		15 24				15 35	15 45			15 55	16 05						16 15	16 25	16 35	
Birmingham Moor Street	d	14 57	15 07			15 12	15 17	15 24				15 37	15 47			15 57	16 07						16 12	16 17	16 27	16 37
Bordesley	d	15 00	15 10			15 15	15 20	15 27				15 33	15 40	15 50		15 55	16 00	16 10					16 15	16 20	16 30	16 40
Small Heath	d		15 14																							
Tyseley	d		15 16																							
Acocks Green	d	15 05				15 25										16 05							16 25		16 49	
Olton	d	15 08				15 28										16 08							16 28		16 52	
Solihull	d	15 12				15 24	15 32				15 41	15 56				16 04	16 12					16 24	16 32		16 56	
Widney Manor	d	15 15				15 35						15 59				16 15							16 35		16 59	
Dorridge	d	15a20				15 29	15a41					15 52	16a04			16a20						16 29	16a41		17a04	
Lapworth	d											15 56														
Hatton	d											16 02														
Warwick Parkway	d					15 38										16 17							16 39			
Warwick	d					15 42						16 07											16 43			
Leamington Spa 8	a		15 36	15 46						15 58	16 15					16 22							16 47			
Banbury	d		15 38	15 46						16 00						16 23							16 48			
London Marylebone 10	a		15a54	16 04						16a17						16 41							17 06			
London Marylebone 10	a		17 08													17 42							18 10			
Spring Road	d		15 19					15 35					15 56			16 19								16 37		
Hall Green	d		15 22					15 38					15 59			16 22								16 40		
Yardley Wood	d		15 25					15 41					16 02			16 25								16 43		
Shirley	d		15 28					15 44					16 05			16 28								16 46		
Whitlocks End	d		15a30					15 47					16a07			16a30								16 49		
Wythall	d							15 49																16 51		
Earlswood (West Midlands)	d							15 52																16 54		
The Lakes	d							15x54																16x56		
Wood End	d							15x56																16x59		
Danzey	d							15x59																17x02		
Henley-in-Arden	d							16 04																17 07		
Wootton Waven	d							16x06																17x09		
Wilmcote	d							16 11																17 15		
Stratford-upon-Avon Parkway	a							16 14																17 18		
Stratford-upon-Avon	a							16 21																17 23		

BZ Business Zone available offering greater comfort and an enhanced working environment. Supplement payable

From 7 October 2013: All Chiltern Railway (CH) services arrive at their final destination up to 3 minutes later than shown

Table 71

Mondays to Fridays

20 May to 6 December

**Hereford, Worcester and Stourbridge -
Birmingham - Leamington Spa, Marylebone and
Stratford-upon-Avon**

Network Diagram - see first Page of Table 71

	LM	GW	GW	CH		XC	CH	LM	LM	XC	CH	LM	XC	CH		LM	LM	LM	CH	CH	LM	LM	LM	GW
Hereford	d		15 13														15 40							
Ledbury	a		15 29														15 56							
Colwall	d		15 30														15 58							
Great Malvern	a		15 38														16 04							
Malvern Link	d	15 21	15 32	15 44													16 09							16 48
Worcester Foregate Street	a	15 23	15 40	15 48													16 10							16 51
Worcester Shrub Hill	a	15 31	15 40	15 58													16 13							17 01
Droitwich Spa	d	15 32	15 40	15 59								16 07					16 21							17 02
Bromsgrove	d	15 34	15 43	16 03													16 24							17 04
Barnt Green	d	15 47															16 17							16 40
University	d	15 55															16 25	16 33						16 56
Hartlebury	d											16 23					16 43							
Kidderminster	d	16 06						16 23				16 30					16 37					16 53	16 59	17 06
Blakedown	d	16 11						16 28				16 35					16 43							17 11
Hagley	d	16 14						16 31				16 39					16 47							17 15
Stourbridge Junction	d	16 19						16 25	16 35			16 44					16 51					17 06	17 13	17 19
Lye	d							16 29				16 36					16 59							
Cradley Heath	d	16 24						16 32	16 41			16 50					17 02					17 12	17 19	17 24
Old Hill	d							16 36				16 43					17 06							
Rowley Regis	d	16 30						16 40	16 47			16 55					17 03					17 17	17 24	17 30
Langley Green	d							16 43				16 50					17 13							
Birmingham New Street	a																17 12							
Birmingham International	d					16 33						17 04												
Coventry	d											17 14												
Smethwick Galton Bridge	d	16 36						16 46	16 52			17 01					17 08					17 23	17 30	17 36
The Hawthorns	d	16 38						16 48	16 55			17 03					17 11					17 25	17 32	17 38
Jewellery Quarter	d	16 42						16 52	16 59			17 07					17 15					17 29	17 36	17 42
Birmingham Snow Hill	a	16 45						16 55	17 02			17 12					17 18					17 32	17 39	17 45
Birmingham Moor Street	d	16 47						16 52	16 57	17 03		17 07	17 14				17 22					17 35	17 42	17 47
Bordesley	d	16 50						16 55	17 00	17 06		17 10	17 17				17 25					17 38	17 45	17 50
Small Heath	d																							
Tyseley	d	16 54										17 21										17 42	17 49	17 54
Acocks Green	d	16 56						17 05				17 23										17 45	17 51	17 56
Olton	d							17 08									17 30					17 48	17 54	
Solihull	d							17 10									17 33					17 50	17 57	
Widney Manor	d							17 03	17 14			17 18					17 37					17 54	18 01	
Dorridge	d							17 17				17 22					17 40					17 58	18 04	
Lapworth	d							17a22				17 26					17 35					18 02	18a09	
Hatton	d																17 39					18 06		
Warwick Parkway	d																17 45					18 12		
Warwick	d							17 15				17 35										18 16		
Leamington Spa	a							17 18				17 39										18 19		
Banbury	d							17 22				17 43										18 24		
London Marylebone	a							16 58	17 23			17 36	17 43				17 59	18 01				18 07		
Spring Road	d	16 59						17 00	17 23			17 38	17 43				18 00					18 08	18 18	
Hall Green	d	17 02						17a17	17 41			17a54	18 02				18a18					18 27		
Yardley Wood	d	17 05						18 44				19 11										19 53		
Shirley	d	17 08																						
Whitlocks End	d	17a10																						
Wythall	d																							
Earlwood (West Midlands)	d																							
The Lakes	d																							
Wood End	d																							
Danzey	d																							
Henley-in-Arden	d																							
Wootton Wawen	d																							
Wilmcote	d																							
Stratford-upon-Avon Parkway	a																							
Stratford-upon-Avon	a																							

From 7 October 2013: All Chiltern Railway (CH) services arrive at their final destination up to 3 minutes later than shown

Table 71

Mondays to Fridays

20 May to 6 December

**Hereford, Worcester and Stourbridge -
Birmingham - Leamington Spa, Marylebone and
Stratford-upon-Avon**

Network Diagram - see first Page of Table 71

		CH	XC	LM	LM	CH	LM	LM	GW	LM		LM	XC	CH	LM	LM	XC	LM	CH	CH		LM	LM	LM
		◇	◇ ⚡			◇			◇ ⚡				◇ ⚡	◇			◇ ⚡		◇	◇				
Hereford	d							16 40										17 40						
Ledbury	d							16 56										17 56						
Colwall	d							16 58										18 01						
Great Malvern	a							17 04										18 07						
Malvern Link	d							17 08										18 11						
Worcester Foregate Street	a							17 10										18 12						
Worcester Shrub Hill	d							17 13										18 15						
Droitwich Spa	d							17 21										18 23						
Bromsgrove	d							17 16										18 24						
Barnt Green	d							17 24										18 24						
University	d							17 28										18 24						
Hartlebury	d							17 30										18 24						
Kidderminster	d							17 33										18 05						
Blakedown	d							17 33										18 05						
Hagley	d							17 33										18 05						
Stourbridge Junction	d							17 35										18 09						
Lye	d							17 25										18 13						
Cradley Heath	d							17 39										18 25						
Old Hill	d							17 50										18 29						
Rowley Regis	d							17 56										18 32						
Langley Green	d							18 02										18 36						
Birmingham New Street	a							18 02										18 40						
Birmingham International	d							18 11										18 43						
Coventry	d							18 11										19 01						
Smethwick Galton Bridge	d							18 04										19 04						
The Hawthorns	d							18 14										19 14						
Jewellery Quarter	d							18 25										19 25						
Birmingham Snow Hill	a							17 46										18 30						
Birmingham Moor Street	d							17 48										18 46						
Bordesley	d							17 29										18 29						
Small Heath	d							17 52										18 37						
Tyseley	d							17 55										18 41						
Acocks Green	d							17 52										18 52						
Olton	d							18 02										19 04						
Solihull	d							18 05										19 07						
Widney Manor	d							18 19										19 26						
Dorridge	d							18 12										19 07						
Lapworth	d							18 23										19 11						
Hatton	d							18 27										19 15						
Warwick Parkway	d							18 33										19 21						
Warwick	d							18 38										19 27						
Leamington Spa	a							18 41										19 32						
Banbury	d							18 45										19 37						
London Marylebone	a							18 27										19 37						
Spring Road	d							18 35										19 38						
Hall Green	d							18 37										19 42						
Yardley Wood	d							18 47										19 53						
Shirley	d							18 28										19 54						
Whitlocks End	d							18a30										19a54						
Wythall	d							19 13										20 12						
Earlswood (West Midlands)	d							20 30										21 20						
The Lakes	d							18 19										19 10						
Wood End	d							18 22										19 13						
Danzey	d							18 25										19 16						
Henley-in-Arden	d							18 28										19 19						
Wootton Wawen	d							18a30										19a21						
Wilmcote	d							18 51										19x59						
Stratford-upon-Avon Parkway	a							18 53										19x58						
Stratford-upon-Avon	a							18 56										19x59						
								18x57										20x02						
								19x02										20x09						
								19 07										20 07						
								19x09										20x09						
								19 15										20 15						
								19 18										20 18						
								19 23										20 18						

From 7 October 2013: All Chiltern Railway (CH) services arrive at their final destination up to 3 minutes later than shown

Table 71

Mondays to Fridays

20 May to 6 December

Hereford, Worcester and Stourbridge -
Birmingham - Leamington Spa, Marylebone and
Stratford-upon-Avon

Network Diagram - see first Page of Table 71

	LM	GW	GW	XC	XC	LM		CH	LM	LM	GW	XC	CH	XC	LM	CH		LM	LM	GW	GW	LM	CH	XC
		◇		◇	◇			◇			◇	◇	◇	◇		◇				◇			◇	◇
Hereford	d					18 48									19 50								20 56	
Ledbury	a					19 03									20 06								21 12	
	d					19 04									20 10								21 15	
Colwall	d					19 10									20 16								21 21	
Great Malvern	a					19 14									20 20								21 25	
	d					19 15					19 44				20 21							21 15	21 26	
Malvern Link	a					18 53					19 46				20 24							21 18	21 29	
Worcester Foregate Street	a					19 03					19 54				20 32							21 27	21 37	
	d	18 46	18 49	19 03		19 28				19 46	19 54				20 33						20 59	21 28	21 38	
Worcester Shrub Hill	a		18 52	19 06							19 57											21 02	21 31	21 40
	d																				20 52			
Droitwich Spa	d	18 55				19 37				19 55					20 44						21 00			
Bromsgrove	d					19 47									20 55									
Barnt Green	d																							
University	d					20 09									21 14									
Hartlebury	d	19 02																						
Kidderminster	d	19 10								20 10												21 10		
Blakedown	d	19 15								20 15												21 15		
Hagley	d	19 19								20 19												21 19		
Stourbridge Junction	d	19 25							19 55	20 25											20 55	21 25		
Lye	d	19 29							19 59	20 29											20 59	21 29		
Cradley Heath	d	19 32							20 02	20 32											21 02	21 32		
Old Hill	d	19 36							20 06	20 36											21 06	21 36		
Rowley Regis	d	19 40							20 10	20 40											21 10	21 40		
Langley Green	d	19 43							20 13	20 43											21 13	21 43		
Birmingham New Street	a					20 18									21 20									
Birmingham International	d			19 33	20 04							20 33		21 04										22 04
Coventry	d				20 14									21 14										22 14
	d				20 25									21 25										22 25
Smethwick Galton Bridge	d	19 46							20 16	20 46											21 16	21 46		
The Hawthorns	d	19 48							20 18	20 48											21 18	21 48		
Jewellery Quarter	d	19 52							20 22	20 52											21 22	21 52		
Birmingham Snow Hill	a	19 55							20 25	20 55											21 25	21 55		
	d	19 57							20 15	20 27	20 57										21 15	21 27	21 57	
Birmingham Moor Street	d	20 00							20 18	20 30	21 00										21 18	21 30	22 00	
Bordesley	d																							
Small Heath	d	20 04							20 34	21 04											21 34	22 04		
Tyseley	d	20 06							20 36	21 06											21 36	22 06		
Acocks Green	d	20 09								21 09												22 09		
Olton	d	20 12								21 12												22 12		
Solihull	d	20 16						20 27		21 16					21 27							22 16		
Widney Manor	d	20 19								21 19												22 19		
Dorridge	d	20a24							20 33	21a24					21 32							22a24		
Lapworth	d														21 37									
Hatton	d												21 09		21 37									
Warwick Parkway	d								20 43						21 48									
Warwick	d								20 47					21 16										
Leamington Spa	a			20 04	20 36				20 51		20 58	21 20	21 36		21 55									22 36
	d			20 05	20 38				20 52		21 00	21 21	21 38		21 56								21 56	22 38
Banbury	a			20a22	20a54				21 13		21a17	21 45	21a54		22 14									22a54
London Marylebone	a								22 20				23 00		23 18									
Spring Road	d									20 39												21 39		
Hall Green	d									20 42												21 42		
Yardley Wood	d									20 45												21 45		
Shirley	d									20 48												21 48		
Whitlocks End	d									20 51												21 51		
Wythall	d									20 53												21 53		
Earlwood (West Midlands)	d									20 56												21 56		
The Lakes	d									20x58												21x58		
Wood End	d									20x59												22x01		
Danzey	d									21x02												22x04		
Henley-in-Arden	d									21 07												22 09		
Wootton Waven	d									21x09												22x11		
Wilmcote	d									21 15												22 17		
Stratford-upon-Avon Parkway	a									21 18												22 20		
Stratford-upon-Avon	a									21 24												22 24		

From 7 October 2013: All Chiltern Railway (CH) services arrive at their final destination up to 3 minutes later than shown

Table 71

Saturdays

25 May to 7 December

Hereford, Worcester and Stourbridge -
Birmingham - Leamington Spa, Marylebone and
Stratford-upon-Avon

Network Diagram - see first Page of Table 71

	XC	CH	XC	CH	LM	LM	GW	XC	CH		LM	XC	CH	LM	LM	LM	CH	LM	GW		CH	CH	XC	LM
	◇	◇	◇	◇			◇	◇	◇			◇					◇		◇		◇	◇	◇	◇
	⚡		⚡				⚡	⚡				⚡					⚡		⚡				⚡	⚡
Hereford	d																		06 17					
Ledbury	a																		06 33					
Colwall	d																		06 34					
Great Malvern	a																		06 41					
Malvern Link	d						05 56								06 21				06 46					
Worcester Foregate Street	a						05 59								06 24				06 49					
Worcester Shrub Hill	a						06 08								06 31				06 53					
	d						06 09								06 33				07 02					
	d						06 11												07 04					
Droitwich Spa	d				05 44	06 07								06 25				07 01						07 35
Bromsgrove	d				05 52	06 15								06 33	06 42			07 09						07 43
Barnet Green	d														06 52									07 53
University	d													07 09										08 09
Hartlebury	d													06 40				07 16						
Kidderminster	d				06 02				06 37					06 46			07 12	07 22						
Blakedown	d				06 07									06 51				07 27						
Hagley	d				06 11									06 54				07 30						
Stourbridge Junction	d				06 15				06 45								07 22	07 35						
Lye	d				06 19									07 06				07 39						
Cradley Heath	d				06 22				06 51					07 09				07 42						
Old Hill	d				06 26									07 13				07 46						
Rowley Regis	d				06 30				06 57					07 17			07 33	07 50						
Langley Green	d				06 33									07 20				07 53						
Birmingham New Street	a					06 48									07 16									08 16
Birmingham International	d	06 04		06 33				07 04			07 33													08 04
Coventry	d	06 14						07 14																08 14
	d	06 25						07 25																08 25
Smethwick Galton Bridge	d				06 36			07 03						07 23			07 41	07 56						
The Hawthorns	d				06 38			07 05						07 25			07 44	07 58						
Jewellery Quarter	d				06 42									07 29				08 02						
Birmingham Snow Hill	a				06 45			07 11						07 32			07 49	08 05						
	d				06 51			07 12		07 20				07 37			07 47	07 51	08 07					
Birmingham Moor Street	d	06 15		06 42	06 54			07 15		07 23		07 33	07 40			07 50	07 55	08 10						
Bordesley	d																							
Small Heath	d				06 58					07 27								08 14						
Tyseley	d				07 00					07 29								08 16						
Acocks Green	d				07 03									07 45										
Olton	d				07 06									07 48										
Solihull	d	06 24		06 51	07 10			07 24					07 42	07 52			08 05							
Widney Manor	d				07 13									07 55										
Dorridge	d	06 29		06 56	07a18			07 30					07 50	08a01										
Lapworth	d	06 33											07 55											
Hatton	d	06 39											08 01											
Warwick Parkway	d	06 44		07 05				07 40									08 18							
Warwick	d	06 47						07 43						08 07										
Leamington Spa	a	06 36	06 51	06 58	07 10			07 36	07 47		07 58	08 17					08 23							08 36
	d	06 38	06 52	07 00	07 11			07 38	07 48		08 00						08 24							08 38
Banbury	d	06a54	07 10	07a17	07 29			07a54	08 07		08a17						08 44							08a54
London Marylebone	a	08 23		08 30				09 14									09 47							
Spring Road	d									07 32						07 56		08 19						
Hall Green	d									07 35						07 59		08 22						
Yardley Wood	d									07 38						08 02		08 25						
Shirley	d									07 41						08 05		08 28						
Whitlocks End	d									07 44						08 08		08a30						
Wythall	d									07 46						08 10								
Earlswood (West Midlands)	d									07 49						08 13								
The Lakes	d									07x51						08x15								
Wood End	d									07x54						08x18								
Danzey	d									07x57						08x21								
Henley-in-Arden	d									08 02						08 26								
Wootton Waven	d									08x04						08x28								
Wilmcote	d									08 10						08 34								08 58
Stratford-upon-Avon Parkway	a									08 13						08 37								09 01
Stratford-upon-Avon	a									08 17						08 41								09 09

A until 19 October, not 31 August, 7 September BZ Business Zone available offering greater comfort and an enhanced working environment. Supplement payable

From 12 October 2013: All Chiltern Railway (CH) services arrive at their final destination up to 3 minutes later than shown

Table 71

Hereford, Worcester and Stourbridge -
Birmingham - Leamington Spa, Marylebone and
Stratford-upon-Avon

Network Diagram - see first Page of Table 71

	CH	LM	LM	LM	LM		GW	XC	CH	LM	LM	XC	CH	LM	LM		GW	LM	CH	XC	CH	LM	LM	CH	
	◇						◇	◇	◇			◇	◇				◇		◇	◇	◇			◇	
Hereford	d						07 10										07 40								
Ledbury	d						07 28										07 56								
Colwall	d						07 30										07 58								
Great Malvern	d						07 37										08 04								
Malvern Link	d				07 32		07 43										08 10	08 43							
Worcester Foregate Street	d				07 35		07 47										08 13	08 47							
Worcester Shrub Hill	d				07 43		07 58										08 21	08 56							
Droitwich Spa	d				07 46		07 59										08 24	08 58							
Bromsgrove	d				08 02		08 02										09 01								
Barnt Green	d															08 15									
University	d															08 23	08 33								
Hartlebury	d															08 43									
Kidderminster	d			07 46	08 06				08 13							08 30									09 10
Blakedown	d			07 51	08 11											08 36									
Hagley	d			07 54	08 14											08 41									
Stourbridge Junction	d			07 59	08 05	08 19			08 26		08 35					08 49									09 20
Lye	d			08 09	08 09						08 39					08 55									
Cradley Heath	d			08 04	08 12	08 24			08 32		08 42					08 59									09 14
Old Hill	d			08 16	08 16						08 46					09 02									
Rowley Regis	d			08 10	08 20	08 30			08 37		08 50					09 06									09 20
Langley Green	d			08 23	08 23						08 53					09 10									09 31
Birmingham New Street	a															09 11									
Birmingham International	d							08 33					09 04								09 33				
Coventry	d												09 14												
Smethwick Galton Bridge	d			08 16	08 26	08 36			08 43		08 56					09 06									09 26
The Hawthorns	d			08 18	08 28	08 38			08 45		08 58					09 08									09 39
Jewellery Quarter	d			08 22	08 32	08 42					09 02					09 12									09 42
Birmingham Snow Hill	a			08 25	08 35	08 45			08 51		09 05					09 15									09 47
Birmingham Moor Street	d	08 15	08 20	08 30	08 40	08 50			08 52	08 57	09 07					09 17									09 51
Bordesley	d								08 55	09 00	09 10					09 20									09 55
Small Heath	d				08 44						09 14														09 44
Tyseley	d				08 46						09 16														09 46
Acocks Green	d			08 26	08 49					09 06						09 25									09 49
Olton	d			08 28	08 52					09 08						09 28									09 52
Solihull	d	08 24	08 32	08 56					09 05	09 12						09 32									10 05
Widney Manor	d			08 35	08 59					09 15						09 35									09 59
Dorridge	d	08 29	08a41	09a04						09a21						09 29	09a41								09 54
Lapworth	d																								10a04
Hatton	d																								09 58
Warwick Parkway	d	08 39								09 19						09 39									10 03
Warwick	d	08 43														09 42									10 19
Leamington Spa	a	08 47							08 58	09 24						09 36	09 47								10 24
Banbury	d	08 48							09 00	09 25						09 38	09 48								10 25
London Marylebone	a	09 10							09a17	09 45						09a54	10 06								10 45
Spring Road	d	10 20							10 42							11 14									11 44
Hall Green	d			08 36	08 56						09 19														09 56
Yardley Wood	d			08 39	08 59						09 22														09 59
Shirley	d			08 42	09 02						09 25														10 02
Whitlocks End	d			08 45	09 05						09 28														10 05
Wythall	d			08 48	09 08						09a30														10 08
Earlswood (West Midlands)	d			08 50	09 10																				10 10
The Lakes	d			08 53																					
Wood End	d			08x55																					
Danzey	d			08x58																					
Henley-in-Arden	d			09x01																					
Wootton Waven	d			09x06	09 21																				10 21
Wilmcote	d			09x08																					
Stratford-upon-Avon Parkway	a			09 14																					
Stratford-upon-Avon	a			09 17	09 34																				10 30
				09 21	09 38																				10 34

BZ Business Zone available offering greater comfort and an enhanced working environment. Supplement payable

From 12 October 2013: All Chiltern Railway (CH) services arrive at their final destination up to 3 minutes later than shown

Table 71

Saturdays

25 May to 7 December

**Hereford, Worcester and Stourbridge -
Birmingham - Leamington Spa, Marylebone and
Stratford-upon-Avon**

Network Diagram - see first Page of Table 71

	LM		LM	XC	CH	CH	LM	LM	LM	LM	LM		XC	LM	GW	CH	LM	LM	XC	CH	LM		LM	LM
				⬡	◇	◇							⬡	⬡	⬡	◇			⬡	◇				
Hereford	d						08 40																09 40	
Ledbury	d						08 56																09 56	
	d						08 58																09 58	
Colwall	d						09 04																10 04	
Great Malvern	a						09 09																10 08	
	d						09 00	09 10							09 51								10 10	
Malvern Link	d						09 03	09 13							09 54								10 13	
Worcester Foregate Street	d						09 11	09 22							10 02								10 21	
	d	08 56					09 16	09 24							10 04						10 16		10 24	
Worcester Shrub Hill	a														10 06								10 24	
	d										09 47			09 56									10 24	
Droitwich Spa	d	09 05					09 25	09 33			09 55			10 04								10 25	10 33	
Bromsgrove	d						09 43							10 13								10 43		
Barnt Green	d																						10 43	
University	d						09 59																10 59	
Hartlebury	d																							
Kidderminster	d	09 16	09 26				09 36			09 56	10 06							10 26				10 36		
Blakedown	d		09 31				09 41				10 11											10 41		
Hagley	d		09 34				09 44				10 14											10 44		
Stourbridge Junction	d	09 25	09 39				09 49	09 55	10 09	10 19							10 25	10 39				10 49		10 55
Lye	d	09 29						09 59									10 29							10 59
Cradley Heath	d	09 32	09 44				09 54	10 02	10 14	10 24							10 32	10 44				10 54		11 02
Old Hill	d	09 36						10 06									10 36							11 06
Rowley Regis	d	09 40	09 50				10 00	10 10	10 20	10 30							10 40	10 50				11 00		11 10
Langley Green	d	09 43						10 13									10 43							11 13
Birmingham New Street	a							10 11															11 11	
	d												10 33										11 11	
Birmingham International	d																							
Coventry	d																							
	d			10 04																				
	d			10 14																				
	d			10 25																				
Smethwick Galton Bridge	d	09 46	09 56				10 06	10 16	10 26	10 36							10 46	10 56				11 06		11 16
The Hawthorns	d	09 48	09 58				10 08	10 18	10 28	10 38							10 48	10 58				11 08		11 18
Jewellery Quarter	d	09 52	10 02				10 12	10 22	10 32	10 42							10 52	11 02				11 12		11 22
Birmingham Snow Hill	a	09 55	10 05				10 15	10 25	10 35	10 45							10 55	11 05				11 15		11 25
	d	09 57	10 07				10 17	10 27	10 37	10 47							10 57	11 07				11 17		11 27
Birmingham Moor Street	d	10 00	10 10				10 15	10 20	10 30	10 40	10 50						10 55	11 00	11 10			11 20		11 30
Bordesley	d																							
Small Heath	d		10 14							10 44												11 14		
Tyseley	d		10 16							10 46												11 16		
Acocks Green	d	10 05					10 25			10 49							11 05					11 25		
Olton	d	10 08					10 28			10 52							11 09					11 28		
Solihull	d	10 12					10 24	10 32		10 56						11 04	11 12					11 32		
Widney Manor	d	10 15						10 35		10 59							11 15					11 35		
Dorridge	d	10a22					10 30	10a41		11a04							11a22					11 29	11a41	
Lapworth	d																							
Hatton	d																							
Warwick Parkway	d						10 40										11 15					11 39		
Warwick	d						10 44															11 42		
Leamington Spa	a			10 36			10 48						10 58				11 20				11 36	11 47		
	d			10 38	10 47		10 49						11 00				11 21				11 38	11 48		
Banbury	a			10a54			11 09						11a17				11 40				11a54	12 06		
London Marylebone	a						12 17										12 44				13 17			
Spring Road	d		10 19					10 36		10 56											11 19			11 36
Hall Green	d		10 22					10 39		10 59											11 22			11 39
Yardley Wood	d		10 25					10 42		11 02											11 25			11 42
Shirley	d		10 28					10 45		11 05											11 28			11 45
Whitlocks End	d		10a30					10 48		11 08											11a30			11 48
Wythall	d							10 50		11 10														11 50
Earlwood (West Midlands)	d							10 53																11 53
The Lakes	d							10x55																11x55
Wood End	d							10x58																11x58
Danzey	d							11x01																12x01
Henley-in-Arden	d							11 06		11 21														12 06
Wootton Waven	d							11x08																12x08
Wilmcote	d							11 14																12 14
Stratford-upon-Avon Parkway	a							11 17		11 31														12 17
Stratford-upon-Avon	a							11 21		11 35														12 21

From 12 October 2013: All Chiltern Railway (CH) services arrive at their final destination up to 3 minutes later than shown

Table 71

Saturdays

25 May to 7 December

Hereford, Worcester and Stourbridge -
Birmingham - Leamington Spa, Marylebone and
Stratford-upon-Avon

Network Diagram - see first Page of Table 71

	XC	CH	CH	LM	LM	GW	GW		CH	LM	LM	XC	CH	LM	LM	LM	LM		CH	LM	XC	CH	LM	LM
Hereford	◇	◇					◇		◇			◇							◇		◇			
Ledbury																								
Colwall																								
Great Malvern																								
Malvern Link						10 46	10 58														11 35			
Worcester Foregate Street						10 48	11 01														11 37			
Worcester Shrub Hill						10 58	11 09														11 45			
Droitwich Spa						11 01	11 13														11 46			
Bromsgrove						10 47								11 17										
Barnt Green						10 55								11 25	11 33						11 55			
University															11 43									
Hartlebury															11 59									
Kidderminster				10 56	11 06																			
Blakedown																								
Hagley																								
Stourbridge Junction				11 09	11 19																			
Lye																								
Cradley Heath				11 14	11 24																			
Old Hill																								
Rowley Regis				11 20	11 30																			
Langley Green																								
Birmingham New Street																								
Birmingham International																								
Coventry																								
Smethwick Galton Bridge				11 26	11 36																			
The Hawthorns				11 28	11 38																			
Jewellery Quarter				11 32	11 42																			
Birmingham Snow Hill				11 35	11 45																			
Birmingham Moor Street				11 37	11 47																			
Bordesley				11 34	11 50																			
Small Heath																								
Tyseley																								
Acocks Green																								
Olton																								
Solihull				11 42	11 56																			
Widney Manor																								
Dorridge				11 53	12a04																			
Lapworth																								
Hatton				11 58	12 02																			
Warwick Parkway																								
Warwick				12 04	12 10																			
Leamington Spa				11 58	12 08	12 20																		
Banbury				12 00	12 09																			
London Marylebone				12a17	12 27																			
Spring Road																								
Hall Green																								
Yardley Wood																								
Shirley																								
Whitlocks End																								
Wythall																								
Earlwood (West Midlands)																								
The Lakes																								
Wood End																								
Danzey																								
Henley-in-Arden																								
Wootton Waven																								
Wilmcote																								
Stratford-upon-Avon Parkway																								
Stratford-upon-Avon																								

From 12 October 2013: All Chiltern Railway (CH) services arrive at their final destination up to 3 minutes later than shown

Table 71

Saturdays

25 May to 7 December

Hereford, Worcester and Stourbridge -
Birmingham - Leamington Spa, Marylebone and
Stratford-upon-Avon

Network Diagram - see first Page of Table 71

	XC	CH	LM	LM	GW	LM	XC	CH	CH	LM	LM	GW	CH	LM	LM	XC	CH	LM	LM	LM	LM
	◇	◇			◇		◇	◇				◇	◇			◇	◇				
	⚡						⚡					⚡	⚡			⚡					
Hereford	d				11 40							12 13									12 40
Ledbury	d				11 56							12 30									12 56
Colwall	d				11 58							12 31									12 58
Great Malvern	a				12 04							12 38									13 04
Malvern Link	d				12 08							12 43									13 08
Worcester Foregate Street	a				12 10							12 44									13 10
Worcester Shrub Hill	d				12 13							12 48									13 13
Droitwich Spa	d		12 16		12 21	12 41						12 58									13 21
Bromsgrove	d				12 24	12 43						12 59									13 24
Barnet Green	d																				13 17
University	d				12 25							12 55									13 25
Hartlebury	d				12 36																13 33
Kidderminster	d		12 36																		13 43
Blakedown	d		12 41																		13 43
Hagley	d		12 44																		13 43
Stourbridge Junction	d		12 49																		13 59
Lye	d				12 55																13 59
Cradley Heath	d		12 54		13 02																13 56
Old Hill	d				13 06																13 56
Rowley Regis	d		13 00		13 10																13 41
Langley Green	d				13 13																13 44
Birmingham New Street	a				13 11																13 44
Birmingham International	d	13 04																			13 49
Coventry	d	13 14																			13 29
Smethwick Galton Bridge	d	13 25																			13 39
The Hawthorns	d		13 06		13 16																13 25
Jewellery Quarter	d		13 08		13 18																13 29
Birmingham Snow Hill	a		13 12		13 22																13 39
Birmingham Moor Street	d		13 15		13 25																13 42
Bordesley	d		13 17		13 27																13 24
Small Heath	d		13 20		13 30																13 32
Tyseley	d																				13 36
Acocks Green	d																				13 40
Olton	d																				13 30
Solihull	d																				13 44
Widney Manor	d																				13 46
Dorridge	d																				14 05
Lapworth	d																				14 12
Hatton	d																				14 15
Warwick Parkway	d																				14 24
Warwick	d																				14 32
Leamington Spa	a																				14 35
Banbury	d																				14 41
London Marylebone	a																				14 47
Spring Road	d																				14 54
Hall Green	d																				14 59
Yardley Wood	d																				15 01
Shirley	d																				15 08
Whitlocks End	d																				15 14
Wythall	d																				15 21
Earlwood (West Midlands)	d																				15 21
The Lakes	d																				15 21
Wood End	d																				15 21
Danzey	d																				15 21
Henley-in-Arden	d																				15 21
Wootton Waven	d																				15 21
Wilmcote	d																				15 21
Stratford-upon-Avon Parkway	a																				15 21
Stratford-upon-Avon	a																				15 21

BZ Business Zone available offering greater comfort and an enhanced working environment. Supplement payable

From 12 October 2013: All Chiltern Railway (CH) services arrive at their final destination up to 3 minutes later than shown

Table 71

Hereford, Worcester and Stourbridge -
Birmingham - Leamington Spa, Marylebone and
Stratford-upon-Avon

Network Diagram - see first Page of Table 71

	CH	LM	XC	CH	LM	LM	XC	CH	LM		LM	LM	XC	CH	CH	LM	LM	GW	GW		CH	LM	LM	XC
	◇		◇	◇			◇	◇					◇	◇				◇	◇		◇			◇
Hereford	d																							
Ledbury	d																							
Colwall	d																							
Great Malvern	a																							
Malvern Link	d	13 35																14 34	14 50					
Worcester Foregate Street	a	13 37																14 37	14 52					
Worcester Shrub Hill	a	13 45																14 56	15 03					
	d	13 46						14 16										14 57	15 04					
	d																	15 00	15 06					
Droitwich Spa	d	13 55																14 43						
Bromsgrove	d																	14 55						
Barnet Green	d																							
University	d																							
Hartlebury	d																							
Kidderminster	d	14 06				14 26		14 36										14 56	15 06					15 26
Blakedown	d	14 11						14 41										15 11						15 31
Hagley	d	14 14						14 44										15 14						15 34
Stourbridge Junction	d	14 19			14 25	14 39		14 49					14 55					15 09	15 19					15 25
Lye	d				14 29								14 59											15 29
Cradley Heath	d	14 24			14 32	14 44		14 54					15 02					15 14	15 24					15 32
Old Hill	d				14 36								15 06											15 36
Rowley Regis	d	14 30			14 40	14 50		15 00					15 10					15 20	15 30					15 40
Langley Green	d				14 43								15 13											15 43
Birmingham New Street	a											15 11												
Birmingham International	d		14 33				15 04							15 33										16 04
Coventry	d						15 14																	16 14
	d						15 25																	16 25
Smethwick Galton Bridge	d	14 36			14 46	14 56		15 06					15 16					15 26	15 36					15 46
The Hawthorns	d	14 38			14 48	14 58		15 08					15 18					15 28	15 38					15 48
Jewellery Quarter	d	14 42			14 52	15 02		15 12					15 22					15 32	15 42					15 52
Birmingham Snow Hill	a	14 45			14 55	15 05		15 15					15 25					15 35	15 45					15 55
	d	14 47			14 57	15 07		15 17					15 27					15 37	15 47					15 57
Birmingham Moor Street	d	14 50		14 55	15 00	15 10		15 15	15 20				15 30					15 40	15 50					16 00
Bordesley	d																							16 07
Small Heath	d					15 14												15 44						16 14
Tyseley	d					15 16												15 46						16 16
Acocks Green	d				15 05			15 25										15 49						16 05
Olton	d				15 08			15 28										15 52						16 08
Solihull	d			15 04	15 12			15 24	15 32									15 42	15 56				16 04	16 12
Widney Manor	d				15 15			15 35										15 59						16 15
Dorridge	d				15a22			15 29	15a41									15 53	16a04					16a21
Lapworth	d																	15 57						
Hatton	d														15 58	16 03								
Warwick Parkway	d				15 16			15 39																16 16
Warwick	d							15 42										16 04	16 08					
Leamington Spa	a		14 58	15 22			15 36	15 47						16 00	16 08	16 16								16 22
	d	14 49	15 00	15 23			15 38	15 48						16 02	16 09									16 23
Banbury	a		15a19	15 42			15a54	16 07						16a18	16 27									16 44
London Marylebone	a		16 47				17 22							17 43										17 47
Spring Road	d	14 56				15 19							15 36					15 56						16 19
Hall Green	d	14 59				15 22							15 39					15 59						16 22
Yardley Wood	d	15 02				15 25							15 42					16 02						16 25
Shirley	d	15 05				15 28							15 45					16 05						16 28
Whitlocks End	d	15 08				15a30							15 48					16 08						16a30
Wythall	d	15 10											15 50					16 10						
Earlwood (West Midlands)	d												15 53											
The Lakes	d												15x55											
Wood End	d												15x58											
Danzey	d												16x01											
Henley-in-Arden	d	15 21											16 06											16 21
Wootton Waven	d												16x08											
Wilmcote	d												16 14											
Stratford-upon-Avon Parkway	a	15 24	15 33										16 17											16 31
Stratford-upon-Avon	a	15 31	15 36										16 21											16 35

From 12 October 2013: All Chiltern Railway (CH) services arrive at their final destination up to 3 minutes later than shown

Table 71

Saturdays

25 May to 7 December

Hereford, Worcester and Stourbridge -
Birmingham - Leamington Spa, Marylebone and
Stratford-upon-Avon

Network Diagram - see first Page of Table 71

	CH	LM	LM	LM	LM		CH	LM	XC	LM	GW	CH	LM	LM	XC		CH	LM	LM	LM	XC	CH	CH	LM
	◇						◇		◇		◇	◇			◇		◇				◇	◇		
Hereford	d		14 40								15 13										15 40			
Ledbury	a		14 56								15 30										15 56			
Colwall	d		14 58								15 31										15 58			
Great Malvern	a		15 04								15 38										16 04			
Malvern Link	d		15 08								15 43										16 08			
Worcester Foregate Street	a		15 10				15 30				15 44										16 10			
Worcester Shrub Hill	a		15 13				15 32				15 48										16 13			
Droitwich Spa	d	15 16	15 24				15 40				15 58										16 21			
Bromsgrove	d						15 46				15 59										16 24			
Barnt Green	d										16 02										16 24			
University	d										15 54										16 33			
Hartlebury	d										16 02										16 33			
Kidderminster	d	15 36			15 56		16 06							16 26							16 37			16 56
Blakedown	d	15 41					16 11							16 31							16 42			
Hagley	d	15 44					16 14							16 34							16 45			
Stourbridge Junction	d	15 49		15 55	16 09		16 19						16 25	16 39							16 49		16 55	17 09
Lye	d			15 59										16 29							16 59			
Cradley Heath	d	15 54		16 02	16 14		16 24						16 32	16 44							16 54		17 02	17 14
Old Hill	d			16 06										16 36							17 06			
Rowley Regis	d	16 00		16 10	16 20		16 30						16 40	16 50							17 00		17 10	17 20
Langley Green	d			16 13									16 43								17 00		17 13	
Birmingham New Street	a		16 11						16 33	16 45											17 11			
Birmingham International	d														17 04								17 33	
Coventry	d														17 14									
Smethwick Galton Bridge	d	16 06		16 16	16 26		16 36						16 46	16 56							17 06		17 16	17 26
The Hawthorns	d	16 08		16 18	16 28		16 38						16 48	16 58							17 08		17 18	17 28
Jewellery Quarter	d	16 12		16 22	16 32		16 42						16 52	17 02							17 12		17 22	17 32
Birmingham Snow Hill	a	16 15		16 25	16 35		16 45						16 55	17 05							17 16		17 25	17 35
Birmingham Moor Street	d	16 12	16 17	16 27	16 37		16 47						16 57	17 07							17 17		17 27	17 37
Bordesley	d	16 15	16 20	16 30	16 40		16 50					16 55	17 00	17 10							17 15	17 20	17 30	17 40
Small Heath	d				16 44		16 54							17 14										17 44
Tyseley	d			16 34	16 46		16 56						17 04	17 16								17 34		17 46
Acocks Green	d	16 25			16 49								17 07								17 25			17 49
Olton	d	16 28			16 52								17 10								17 28			17 52
Solihull	d	16 24	16 32		16 56							17 04	17 14								17 24	17 32		17 56
Widney Manor	d	16 35			16 59								17 17								17 35			17 59
Dorridge	d	16 29	16a41		17a04								17a22								17 29	17a41		17 54
Lapworth	d																						17 58	18a04
Hatton	d																						18 03	
Warwick Parkway	d	16 39										17 16									17 39			
Warwick	d	16 42																			17 42			
Leamington Spa	a	16 47					16 51		16 59		17 22			17 36							17 47		18 00	18 07
Banbury	d	16 48							17 00		17 23			17 38							17 48		18 02	18 08
London Marylebone	a	17 08							17a17		17 45			17a54							18 08		18a18	18 26
Spring Road	d	18 20			16 37		16 59							17 19							19 16		19 24	
Hall Green	d				16 40		17 02							17 22									17 37	
Yardley Wood	d				16 43		17 05							17 25									17 40	
Shirley	d				16 46		17 08							17 28									17 43	
Whitlocks End	d				16 49		17 11							17 31									17 46	
Wythall	d				16 51		17 13							17 33									17 49	
Earlwood (West Midlands)	d				16 54									17 36									17 51	
The Lakes	d				16x56									17x38										
Wood End	d				16x59									17x41										
Danzey	d				17x02									17x44										
Henley-in-Arden	d				17 07		17 24							17 49									18 02	
Wootton Waven	d				17x09									17x51										
Wilmcote	d				17 15		17 22							17 57										
Stratford-upon-Avon Parkway	a				17 18		17 25	17 34						18 00									18 12	
Stratford-upon-Avon	a				17 23		17 32	17 38						18 05									18 16	

From 12 October 2013: All Chiltern Railway (CH) services arrive at their final destination up to 3 minutes later than shown

Table 71

**Hereford, Worcester and Stourbridge -
Birmingham - Leamington Spa, Marylebone and
Stratford-upon-Avon**

Network Diagram - see first Page of Table 71

	LM	GW ◇ ⊕	GW ◇	CH ◇	LM	LM	LM	LM	XC ◇ ⊕	LM		CH ◇	XC ◇ ⊕	CH ◇	LM	GW ◇ ⊕	LM	LM	LM	XC ◇ ⊕		LM	GW ◇ ⊕	
Hereford	d									16 40													17 40	
Ledbury	d									16 56													17 56	
Colwall	d									16 58													17 58	
Great Malvern	a									17 04													18 04	
Malvern Link	d		16 34	16 50						17 08						17 49		18 00					18 10	18 35
Worcester Foregate Street	a		16 37	16 52						17 10					17 52		18 02						18 13	18 38
Worcester Shrub Hill	a	16 46	16 55	17 04						17 13					18 00		18 10						18 21	18 46
Droitwich Spa	d		16 58	17 06						17 21					17 48	18 02	18 11						18 24	18 48
Bromsgrove	d							17 15		17 34					18 04		18 13						18 50	
Barnt Green	d							17 23		17 44							18 17						18 43	
University	d									17 59							18 25						18 59	
Hartlebury	d							17 30																
Kidderminster	d	17 06						17 26	17 36						18 07		18 36							
Blakedown	d	17 11						17 31	17 41						18 12		18 41							
Hagley	d	17 14						17 34	17 44						18 16		18 44							
Stourbridge Junction	d	17 19						17 25	17 39	17 49	17 55				18 20		18 27	18 49	18 55					
Lye	d							17 29	17 39	17 59					18 30		18 59							
Cradley Heath	d	17 24						17 32	17 44	17 54	18 02				18 25		18 33	18 54	19 02					
Old Hill	d							17 36	17 46	18 06					18 37		19 06							
Rowley Regis	d	17 30						17 40	17 50	18 00	18 10				18 31		18 41	19 00	19 10					
Langley Green	d							17 43	17 53	18 13					18 44		19 13							
Birmingham New Street	a									18 11													19 11	
Birmingham International	d									18 04				18 33								19 04		
Coventry	d									18 14												19 14		
Smethwick Galton Bridge	d	17 36						17 46	17 56	18 06	18 16				18 37		18 47	19 06	19 16					
The Hawthorns	d	17 38						17 48	17 58	18 08	18 18				18 39		18 50	19 08	19 18					
Jewellery Quarter	d	17 42						17 52	18 02	18 12	18 22				18 43		18 53	19 12	19 22					
Birmingham Snow Hill	a	17 45						17 55	18 05	18 15	18 25				18 46		18 56	19 15	19 25					
Birmingham Moor Street	d	17 47						17 52	17 57	18 07	18 17	18 27			18 42	18 50	18 57	19 17	19 27					
Bordesley	d	17 50						17 55	18 00	18 10	18 20	18 30			18 45	18 53	19 00	19 20	19 30					
Small Heath	d	17 54						18 14	18 24						18 57		19 04	19 24	19 34					
Tyseley	d	17 56						18 16	18 26						18 59		19 06	19 26	19 36					
Acocks Green	d							18 05	18 29						19 02		19 29							
Olton	d							18 08	18 32						19 05		19 32							
Solihull	d							18 04	18 12	18 36					18 54	19 09	19 36							
Widney Manor	d							18 15	18 39						19 12		19 39							
Dorridge	d							18a22	18a44						18 59	19a20	19a45							
Lapworth	d																							
Hatton	d																							
Warwick Parkway	d							18 16							19 08									
Warwick	d							18 19							19 11									
Leamington Spa	a							18 24			18 36			18 51	18 58	19 16						19 36		
Banbury	d							18 25			18 38			18 51	19 00	19 17						19 38		
London Marylebone	a							18 47			18a54			19a17	19 35							19a54		
Spring Road	d	17 59						19 54							20 45									
Hall Green	d	18 02								18 19	18 36						19 09		19 39					
Yardley Wood	d	18 05								18 22	18 39						19 12		19 42					
Shirley	d	18 08								18 25	18 42						19 15		19 45					
Whitlocks End	d	18 11								18 28	18 45						19 18		19 48					
Wythall	d	18 13								18a30	18 48						19a21		19 51					
Earlswood (West Midlands)	d	18 16									18 50								19 53					
The Lakes	d	18x18									18 53								19 56					
Wood End	d	18x21									18x55								19x58					
Danzey	d	18x24									18x58								19x59					
Henley-in-Arden	d	18 29									19x01								20x02					
Wootton Wawen	d	18x31									19 06								20 07					
Wilmcote	d	18 37									19x09								20x09					
Stratford-upon-Avon Parkway	a	18 40									19 14			19 22					20 15					
Stratford-upon-Avon	a	18 46									19 17			19 25					20 18					
											19 22			19 32					20 24					

From 12 October 2013: All Chiltern Railway (CH) services arrive at their final destination up to 3 minutes later than shown

Table 71

Saturdays

25 May to 7 December

Hereford, Worcester and Stourbridge -
Birmingham - Leamington Spa, Marylebone and
Stratford-upon-Avon

Network Diagram - see first Page of Table 71

	XC	CH	CH	LM	GW	LM	XC		CH	XC	CH	LM	GW	XC	LM	CH	CH		LM	LM	GW	GW	CH	LM
	◇		◇				◇		◇	◇	◇		◇	◇			◇		LM	LM	◇	GW	CH	LM
Hereford	d											19 11			20 00							20 20		
Ledbury	d											19 27			20 15							20 36		
Colwall	d											19 28			20 16							20 40		
Great Malvern	d											19 34			20 22							20 47		
Malvern Link	d				18 50							19 39			20 27							20 53	21 15	
Worcester Foregate Street	d				18 52							19 42			20 30							20 57	21 17	
Worcester Shrub Hill	d				19 03							19 51			20 38							21 09	21 27	
Droitwich Spa	d				18 51	19 04						19 51	20 02		20 40							21 11	21 27	
Bromsgrove	d				19 06								20 05									21 14	21 30	
Barnt Green	d																				20 52			
University	d																				21 00			
Hartlebury	d				19 07																			
Kidderminster	d				19 13	19 40						20 10										21 10		
Blakedown	d				19 18	19 45						20 15										21 15		
Hagley	d				19 21	19 49						20 19										21 19		
Stourbridge Junction	d				19 25	19 55						20 25									20 55	21 25		21 55
Lye	d				19 29	19 59						20 29									20 59	21 29		21 59
Cradley Heath	d				19 32	20 02						20 32									21 02	21 32		22 02
Old Hill	d				19 36	20 06						20 36									21 06	21 36		22 06
Rowley Regis	d				19 40	20 10						20 40									21 10	21 40		22 10
Langley Green	d				19 43	20 13						20 43									21 13	21 43		22 13
Birmingham New Street	a														21 20									
Birmingham International	d	19 33					20 04		20 33					21 04										
Coventry	d						20 14							21 14										
Smethwick Galton Bridge	d				19 46	20 16						20 46									21 16	21 46		22 16
The Hawthorns	d				19 48	20 18						20 48									21 18	21 48		22 18
Jewellery Quarter	d				19 52	20 22						20 52									21 22	21 52		22 22
Birmingham Snow Hill	a				19 55	20 25						20 55									21 25	21 55		22 25
Birmingham Moor Street	d				19 42	19 57	20 27					20 57				21 20					21 27	21 57		22 27
Bordesley	d				19 45	20 00	20 30					20 45	21 00			21 23					21 30	22 00		22 30
Small Heath	d				20 04	20 34						21 04									21 34	22 04		22 34
Tyseley	d				20 06	20 36						21 06									21 36	22 06		22 36
Acocks Green	d				20 09							21 09									22 09			22 26
Olton	d				20 12							21 12									22 12			22 29
Solihull	d				19 54	20 16						20 54	21 16			21 32					22 16			22 33
Widney Manor	d				20 19							21 19				21 35					22 19			22 36
Dorridge	d				19 59	20a24						20 59	21a24			21 39					22a24			22 40
Lapworth	d				20 03							21 03				21 43								22 44
Hatton	d				20 00	20 09						21 09				21 52								22 49
Warwick Parkway	d				20 07	20 14						21 14				21 57								22 54
Warwick	d				20 10	20 17						21 17				21 55	22 00							22 58
Leamington Spa	a	20 01	20 17	20 22			20 36		20 58	21 21				21 36	22 04	22 04								23 03
Banbury	d	20 03	20 23				20 38		21 00	21 21				21 38	22 05	22 05								23 03
London Marylebone	a	20a19	20 46				20a54		21a19	21 39				21a54	22 23	22 23								23a24
Spring Road	d						20 39														21 39			22 39
Hall Green	d						20 42														21 42			22 42
Yardley Wood	d						20 45														21 45			22 45
Shirley	d						20 48														21 48			22 48
Whitlocks End	d						20 51														21 51			22 51
Wythall	d						20 53														21 53			22 53
Earlwood (West Midlands)	d						20 56														21 56			22 56
The Lakes	d						20x58														21x58			22x58
Wood End	d						20x59														22x00			23x01
Danzey	d						21x02														22x04			23x04
Henley-in-Arden	d						21 07														22 09			23 09
Wootton Wawen	d						21x09														22x11			23x11
Wilmcote	d						21 14		21 22												22 17			23 17
Stratford-upon-Avon Parkway	a						21 18		21 25												22 20			23 20
Stratford-upon-Avon	a						21 22		21 32												22 24			23 24

From 12 October 2013: All Chiltern Railway (CH) services arrive at their final destination up to 3 minutes later than shown

Table 71

Sundays

19 May to 1 December

**Hereford, Worcester and Stourbridge -
Birmingham - Leamington Spa, Marylebone and
Stratford-upon-Avon**

Network Diagram - see first Page of Table 71

	CH	XC	LM	CH	LM	CH	CH	XC	CH		LM	GW	CH	LM	CH	XC	CH	LM	LM		CH	LM	CH	XC		
	◇	◇ ¹ ⊕		◇		◇	◇	◇ ¹ ⊕	◇ ¹ BZ			◇ ¹	◇		◇	◇ ¹ ⊕	◇				◇		◇	◇ ¹ ⊕		
Hereford ¹	d																								10 06	
Ledbury	d																								10 21	
Colwall	d																								10 28	
Great Malvern	d																								10 33	
Malvern Link	d										09 03	09 20													10 02	
Worcester Foregate Street ¹	d										09 06	09 23													10 04	
Worcester Shrub Hill ¹	d										09 15	09 30													10 12	
Droitwich Spa	d										09 15	09 31													10 16	
Bromsgrove	d										09 18	09 33													10 18	
Barnt Green	d										09 23														10 22	
University	d										09 32														10 30	
Hartlebury	d																								11 13	
Kidderminster	d																								11 30	
Blakedown	d										09 42			10 08												10 40
Hagley	d										09 47			10 13												10 47
Stourbridge Junction ²	d										09 51			10 17												10 52
Lye	d										09 55			10 22												11 22
Cradley Heath	d													10 25												11 25
Old Hill	d													10 29												11 29
Rowley Regis	d										10 01			10 33												11 33
Langley Green	d										10 06			10 36												11 36
Birmingham New Street ^{1,2}	a													10 39												11 39
Birmingham International	d																									11 37
Coventry	d																									12 04
Smethwick Galton Bridge ¹	d																									12 14
The Hawthorns	d																									12 25
Jewellery Quarter	d																									
Birmingham Snow Hill	a																									
Birmingham Moor Street	d																									
Bordesley	d																									
Small Heath	d																									
Tyseley	d																									
Acocks Green	d																									
Olton	d																									
Solihull	d																									
Widney Manor	d																									
Dorridge	d																									
Lapworth	d																									
Hatton	d																									
Warwick Parkway	d																									
Warwick	d																									
Leamington Spa ³	a																									
Banbury	d																									
London Marylebone ^{1,2}	a																									
Spring Road	d																									
Hall Green	d																									
Yardley Wood	d																									
Shirley	d																									
Whitlocks End	d																									
Wythall	d																									
Earlwood (West Midlands)	d																									
The Lakes	d																									
Wood End	d																									
Danzey	d																									
Henley-in-Arden	d																									
Wootton Waven	d																									
Wilmcote	d																									
Stratford-upon-Avon Parkway	a																									
Stratford-upon-Avon	a																									

BZ Business Zone available offering greater comfort and an enhanced working environment. Supplement payable

From 06 October 2013: All Chiltern Railway (CH) services arrive at their final destination up to 3 minutes later than shown

LATE NOTICE ALTERATION: planned engineering work for the period 23 June to 28 July has now been cancelled, please check train times before travelling

Table 71

Sundays

19 May to 1 December

**Hereford, Worcester and Stourbridge -
Birmingham - Leamington Spa, Marylebone and
Stratford-upon-Avon**

Network Diagram - see first Page of Table 71

	CH	LM	GW	XC	CH		LM	CH	XC	CH	LM	XC	LM	CH	LM		CH	XC	CH	LM	GW	XC	CH	LM
	◇		◇	◇	◇			◇	◇	◇		◇		◇			◇	◇	◇		◇	◇	◇	
Hereford	d												12 00											
Ledbury	a												12 15											
Colwall	d												12 16											
Great Malvern	a												12 22											
Malvern Link	d	10 56	11 15									12 04	12 30									13 15		
Worcester Foregate Street	a	10 58	11 18									12 06	12 33									13 18		
Worcester Shrub Hill	a	11 07	11 26									12 16	12 41									13 25		
Droitwich Spa	d	11 20	11 27									12 17	12 42								13 21	13 26		
Bromsgrove	d		11 29									12 19	12 44									13 29		
Barnt Green	d											12 24	12 55											
University	d											12 32	13 03								13 30			
Hartlebury	d												13 13											
Kidderminster	d	11 39										12 42										13 40		
Blakedown	d											12 47												
Hagley	d	11 46										12 51										13 47		
Stourbridge Junction	d	11 52					12 22					12 55				13 22					13 52			14 22
Lye	d						12 25									13 25								14 25
Cradley Heath	d	11 58					12 29					13 01				13 29					13 58			14 29
Old Hill	d						12 33					13 06				13 33								14 33
Rowley Regis	d	12 03					12 36					13 06				13 36					14 03			14 36
Langley Green	d						12 39									13 39								14 39
Birmingham New Street	a												13 37											
Birmingham International	d			12 33						13 04		13 33							14 04				14 33	
Coventry	d									13 14									14 14					
Smethwick Galton Bridge	d	12 08					12 43					13 11				13 43					14 08			14 43
The Hawthorns	d	12 11					12 45					13 14				13 45					14 11			14 45
Jewellery Quarter	d	12 14					12 49					13 17				13 49					14 14			14 49
Birmingham Snow Hill	a	12 17					12 52					13 20				13 52					14 17			14 52
Birmingham Moor Street	d	12 19			12 40		12 53					13 22				13 40	13 53				14 19		14 40	14 53
Bordesley	d	12 13	12 22		12 43		12 56				13 13	13 25				13 43	13 56				14 13	14 22	14 43	14 56
Small Heath	d																							
Tyseley	d	12 26										13 29									14 26			
Acocks Green	d						13 02									14 02								15 02
Olton	d						13 04									14 04								15 04
Solihull	d	12 22			12 52		13 08				13 22				13 52	14 08					14 22		14 52	15 08
Widney Manor	d						13 11								14 11								15 11	
Dorridge	d	12 28			12 57		13a18				13 27				13 57	14a17					14 27		14 57	15a17
Lapworth	d														14 02									
Hatton	d														14 08				14 15					
Warwick Parkway	d	12 39			13 08						13 37				14 13						14 37		15 08	
Warwick	d	12 43									13 41							14 23			14 41			
Leamington Spa	a	12 47		12 59	13 15					13 36	13 45	13 59	14 18			14 27	14 36	14 45				14 59	15 15	
Banbury	d	12 48		13 00	13 16			13 20	13 38	13 46	14 00	14 18			14 27	14 38	14 46					15 00	15 16	
London Marylebone	a	13 08		13a17	13 34				13a54	14 06	14a17	14 36			14 47	14a54	15 06					15a18	15 34	
Spring Road	d	14 14		14 47					15 14			15 48			16 11		16 14						16 47	
Hall Green	d		12 29									13 32											14 29	
Yardley Wood	d		12 32									13 35											14 32	
Shirley	d		12 35									13 38											14 35	
Whitlocks End	d		12 38									13 41											14 38	
Wythall	d		12 41									13 44											14 40	
Earlswood (West Midlands)	d		12 43									13 46											14 43	
The Lakes	d																							
Wood End	d		12x46									13x49											14x46	
Danzey	d																							
Henley-in-Arden	d		12 54									13 57											14 53	
Wootton Waven	d																							
Wilmcote	d		13 00							13 43		14 03											15 01	
Stratford-upon-Avon Parkway	a		13 05							13 45		14 08											15 04	
Stratford-upon-Avon	a		13 09							13 54		14 12											15 09	

From 06 October 2013: All Chiltern Railway (CH) services arrive at their final destination up to 3 minutes later than shown

LATE NOTICE ALTERATION: planned engineering work for the period 23 June to 28 July has now been cancelled, please check train times before travelling

Table 71

Sundays

19 May to 1 December

Hereford, Worcester and Stourbridge -
Birmingham - Leamington Spa, Marylebone and
Stratford-upon-Avon

Network Diagram - see first Page of Table 71

	CH		XC	CH	LM	GW	XC	LM	CH	LM	CH		XC	CH	LM	GW	LM	XC	CH	LM	CH		XC	CH	
	◇		◇	◇		◇	◇		◇		◇		◇	◇		◇	◇		◇	◇		◇	◇		◇
Hereford	d					13 33		14 05								14 32									
Ledbury	d					13 50		14 20								14 49									
Colwall	d					13 51		14 21								14 55									
Great Malvern	d					13 58		14 27								15 02									
Malvern Link	d					14 03		14 32								15 07									
Worcester Foregate Street	d					14 11		14 33								15 08									
Worcester Shrub Hill	d					14 15		14 36								15 12									
Droitwich Spa	d				14 20	14 26		14 45						15 20		15 23									
Bromsgrove	d					14 29		14 47								15 26									
Barnt Green	d							14 55									15 46								
University	d							15 03						15 29		15 54									
Hartlebury	d							15 13																	
Kidderminster	d				14 39										15 40		16 04								
Blakedown	d				14 44																				
Hagley	d				14 48										15 47		16 11								
Stourbridge Junction	d				14 52				15 22						15 52		16 16					16 22			
Lye	d								15 25													16 25			
Cradley Heath	d				14 58				15 29						15 58							16 29			
Old Hill	d								15 33													16 33			
Rowley Regis	d				15 03				15 36						16 03							16 36			
Langley Green	d								15 39													16 39			
Birmingham New Street	a							15 37																	
Birmingham International	d		15 04				15 33						16 04					16 33					17 04		
Coventry	d		15 14										16 14										17 14		
Smethwick Galton Bridge	d		15 25										16 25										17 25		
The Hawthorns	d				15 08				15 43						16 08		16 29				16 43				
Jewellery Quarter	d				15 11				15 45						16 11						16 45				
Birmingham Snow Hill	a				15 14				15 49						16 14						16 49				
Birmingham Moor Street	d				15 17				15 52						16 17		16 35				16 52				
Bordesley	d				15 19				15 53						16 19		16 45				16 53				
Small Heath	d			15 13	15 22				15 43	15 56				16 13	16 22	16a47				16 40	16 56			17 13	
Tyseley	d				15 26										16 26										
Acocks Green	d								16 02												17 02				
Olton	d								16 04												17 04				
Solihull	d			15 22					16 08					16 22							17 08			17 22	
Widney Manor	d								16 11												17 11				
Dorridge	d			15 27					16 17					16 27							17 17			17 27	
Lapworth	d								16 02												17 17a				
Hatton	d								16 08		16 15														
Warwick Parkway	d			15 37					16 13					16 37							17 08			17 37	
Warwick	d			15 41					16 17		16 23			16 41										17 41	
Leamington Spa	a		15 36	15 45		15 59	16 18	16 27	16 36	16 45			16 36	16 45		16 59	17 15				17 36	17 45			
Banbury	d	15 20	15 38	15 46		16 00	16 18	16 27	16 38	16 46			16 38	16 46		17 00	17 16				17 38	17 46			
London Marylebone	a		15a54	16 06		16a17	16 36	16 47	16a54	17 06			16a54	17 06		17a17	17 34				17a54	18 06			
Spring Road	d				17 14			17 48	18 11				18 14								18 44			19 14	
Hall Green	d				15 29										16 29										
Yardley Wood	d				15 32										16 32										
Shirley	d				15 35										16 35										
Whitlocks End	d				15 38										16 38										
Wythall	d				15 41										16 41										
Earlwood (West Midlands)	d				15 43										16 43										
The Lakes	d														16x46										
Wood End	d				15x46																				
Danzey	d																								
Henley-in-Arden	d				15 54										16 54										
Wootton Waven	d																								
Wilmcote	d	15 43			16 00										17 02							17 43			
Stratford-upon-Avon Parkway	a	15 45			16 05										17 05							17 45			
Stratford-upon-Avon	a	15 54			16 09										17 09							17 54			

From 06 October 2013: All Chiltern Railway (CH) services arrive at their final destination up to 3 minutes later than shown

LATE NOTICE ALTERATION: planned engineering work for the period 23 June to 28 July has now been cancelled, please check train times before travelling

Table 71

**Hereford, Worcester and Stourbridge -
Birmingham - Leamington Spa, Marylebone and
Stratford-upon-Avon**

Network Diagram - see first Page of Table 71

	LM	XC	LM	GW	CH	LM	CH		XC	CH	LM	XC	LM	CH	CH	XC	CH		LM	GW	XC	LM	GW	CH
		◇		◇	◇		◇		◇	◇		◇		◇	◇	◇	◇			◇	◇		◇	◇
Hereford	d		16 09	16 35																		18 09	18 30	
Ledbury	d		16 24	16 51																		18 24	18 47	
Colwall	d		16 25	16 52																		18 25	18 48	
Great Malvern	a		16 31	17 00																		18 31	18 55	
Malvern Link	d		16 36	17 04																		18 36	19 00	
Worcester Foregate Street	a		16 37	17 05																		18 37	19 11	
Worcester Shrub Hill	a		16 40	17 09							17 20											18 40	19 14	
Droitwich Spa	d	16 20	16 48	17 20															18 21	18 25		18 48	19 23	
Bromsgrove	d		16 49	17 22							17 20								18 21	18 25		18 49	19 29	
Barnt Green	a		16 51	17 26															18 26			18 51	19 31	
University	d		16 55								17 57											18 55		
Hartlebury	d	16 29	17 03								17 29								18 30			19 03		
Kidderminster	d		17 13																			19 13		
Blakedown	d		17 30										18 31									19 30		
Hagley	d																							
Stourbridge Junction	d	16 39									17 39								18 40					
Lye	d										17 44													
Cradley Heath	d	16 46									17 48								18 47					
Old Hill	d																							
Rowley Regis	d	16 52					17 22				17 52								18 52					
Langley Green	d						17 25																	
Birmingham New Street	a	16 58					17 29				17 58								18 58					
Birmingham International	a	17 03					17 33				18 03								19 03					
Coventry	d	17 03					17 36				18 03								19 03					
Smethwick Galton Bridge	a	17 33	17 37									18 38										19 37		
Jewellery Quarter	d								18 04				18 33			19 04						19 33		
Birmingham Snow Hill	a								18 14							19 14								
Birmingham Moor Street	d								18 25							19 25								
Bordesley	d	17 08					17 43				18 08								19 08					
Small Heath	d	17 11					17 45				18 11								19 11					
Tyseley	d	17 14					17 49				18 14								19 14					
Acocks Green	d	17 17					17 53				18 17								19 19					
Olton	d	17 19					17 53				18 19			18 40			19 15		19 21					
Solihull	d	17 22					17 40	17 53			18 13	18 22		18 43			19 18		19a23					
Widney Manor	d						17 43	17 56			18 13	18 22		18 43			19 18							
Dorridge	d																							
Lapworth	d																							
Hatton	d																							
Warwick Parkway	d																							
Warwick	d																							
Leamington Spa	a																							
Banbury	a	18 00					18 02				18 22			18 52			19 26		19 30					
London Marylebone	a	18 01					18 08				18 22			18 52			19 30		19 34					
Spring Road	d	18a19					18 08				18 27			18 57			19 34		19 38					
Hall Green	d						18 11				18 27			18 57			19 34		19 38					
Yardley Wood	d						18 11				18 27			18 57			19 34		19 38					
Shirley	d						18 11				18 27			18 57			19 34		19 38					
Whitlocks End	d						18 11				18 27			18 57			19 34		19 38					
Wythall	d						18 11				18 27			18 57			19 34		19 38					
Earlwood (West Midlands)	d						18 11				18 27			18 57			19 34		19 38					
The Lakes	d						18 11				18 27			18 57			19 34		19 38					
Wood End	d						18 11				18 27			18 57			19 34		19 38					
Danzey	d						18 11				18 27			18 57			19 34		19 38					
Henley-in-Arden	d						18 11				18 27			18 57			19 34		19 38					
Wootton Waven	d						18 11				18 27			18 57			19 34		19 38					
Wilmcote	d						18 11				18 27			18 57			19 34		19 38					
Stratford-upon-Avon Parkway	a	18 00					18 18	18 27			18 36	18 45		18 59		19 15	19 36	19 56			19 59		20 27	
Stratford-upon-Avon	a	18 05					18 18	18 27			18 36	18 45		18 59		19 15	19 36	19 56			20 00		20 27	
Stratford-upon-Avon	a	18 09					18 36	18 47			18a54	19 06		19a17		19 34	19a54	20 15			20a18		20 47	
Stratford-upon-Avon	a	18 09					19 44	20 11			20 14			20 44		21 50							22 01	

From 06 October 2013: All Chiltern Railway (CH) services arrive at their final destination up to 3 minutes later than shown

LATE NOTICE ALTERATION: planned engineering work for the period 23 June to 28 July has now been cancelled, please check train times before travelling

Table 71

Mondays to Fridays

20 May to 6 December

**Stratford-upon-Avon, Marylebone and
Leamington Spa - Birmingham - Stourbridge,
Worcester and Hereford**

Network Diagram - see first Page of Table 71

Miles	Miles	Miles		LM	GW	LM	LM	LM	LM	CH	LM	GW		LM	GW	LM	CH	LM	LM	LM	LM	LM
—	0	—	Stratford-upon-Avon	d													06 10	06 28				06 52
—	—	—	Stratford-upon-Avon Parkway	d														06 31				06 56
—	2¼	—	Wilmcote	d													06 16	06 34				06 59
—	6½	—	Wootton Wawen	d														06x39				07x03
—	8¼	—	Henley-in-Arden	d														06 43				07 07
—	11¼	—	Danzey	d														06x47				07x11
—	13	—	Wood End	d														06x51				07x15
—	14¼	—	The Lakes	d														06x54				07x18
—	15	—	Earlwood (West Midlands)	d														06 56				07 20
—	16	—	Wythall	d														06 59				07 23
—	17	—	Whitlocks End	d					06 28		06 46							07 01				07 26
—	18	—	Shirley	d					06 31		06 50							07 04				07 29
—	19¼	—	Yardley Wood	d					06 34		06 53							07 07				07 32
—	20¼	—	Hall Green	d					06 37		06 56							07 10				07 36
—	21	—	Spring Road	d					06 39		06 58							07 12				07 38
—	—	—	London Marylebone	d																		
—	—	—	Banbury	d						06 05												
—	0	—	Leamington Spa	a						06 24							06 45					
—	—	—	Warwick	d			05 44			06 25						06 29			06 52			07 08
—	2	—	Warwick Parkway	d			05 48			06 29						06 33			06 57			07 12
—	3¼	—	Hatton	d			05 52			06 33						06 37						07 16
—	6	—	Lapworth	d			05 57									06 42			07a04			07 21
—	10¼	—	Dorridge	d			06 03									06 48						07 28
—	12¼	—	Widney Manor	d			05 41	06 08		06 44						06 54			07 09			07 34
—	14¼	—	Solihull	d			05 46	06 11								06 57			07 14			07 37
—	16¼	—	Olton	d			05 49	06 15		06 50						07 01			07 17			07 41
—	18	—	Acocks Green	d			05 53	06 18								07 04			07 21			07 44
—	19	—	Tyseley	d			05 55	06 21								07 07			07 23			07 47
—	22	20	Small Heath	d			05 58	06 24		06 42	07 01					07 10		07 15			07 41	
—	23	21	Bordesley	d			06 01	06 26		06 44	07 03					07 13		07 18			07 43	
—	24	—	Birmingham Moor Street	d			06 05	06 31		06 48	07a05	07 08				07 18		07 23			07 33	
—	25¼	—	Birmingham Snow Hill	a			06 07	06 34		06 51	07 11					07 20		07 25			07 35	
—	—	—	Jewellery Quarter	d			06 08			06 53	07 13					07 23					07 37	
—	26	—	The Hawthorns	d			06 10			06 55	07 15					07 25					07 39	
—	28¼	—	Smethwick Galton Bridge	d			06 15			07 00	07 20					07 30					07 44	
—	29¼	—	Coventry	a			06 17			07 03	07 23					07 33					07 47	
—	—	—	Birmingham International	a																		
—	0	—	Birmingham New Street	a					06 59							07 19						07 59
—	30¼	30¼	Langley Green	d			06 20			07 06						07 36					07 50	
—	32¼	—	Rowley Regis	d			06 24			07 09	07 28					07 39					07 53	
—	33¼	—	Old Hill	d			06 27			07 12						07 42					07 56	
—	34¼	—	Cradley Heath	d			06 30			07 16	07 33					07 46					08 00	
—	36¼	—	Lye	d			06 33			07 19						07 49					08 03	
—	37¼	—	Stourbridge Junction	d			06 37			07 23	07a39					07 53					08a07	
—	39¼	—	Hagley	d			06 40			07 26						07 56						
—	41	—	Blakedown	d			06 43			07 29						07 59						
—	44¼	—	Kidderminster	d			06 48			07 34						08 04						
—	47¼	—	Hartlebury	d						07 39						08 09						
—	2½	—	University	d						07 05						07 25						
—	10½	—	Barnet Green	d												07 41						
—	13	—	Bromsgrove	d						07 22						07 46						
—	19¼	53¼	Droitwich Spa	d			06 59			07 32	07 46					07 56						
—	25	—	Worcester Shrub Hill	a												08 03						
—	—	—	Worcester Foregate Street	a	05 56	06 19						07 55				08 07	08 13	08 29				
—	25¼	58¼	Malvern Link	d	05 58	06 25	07 09		07 42	07 57		07 58				08 09	08 16	08 31				
—	32¼	—	Great Malvern	d	05 59				07 43			07 58				08 11						
—	33¼	—	Colwall	d	06 08				07 53			08 07				08 20						
—	—	—	Ledbury	a	06 11				07 59			08 12				08 22						
—	36¼	—	Hereford	d	06 16				08 04													
—	40¼	—		a	06 23				08 11													
—	—	—		d	06 25				08 12													
—	54¼	—		a	06 46				08 32													

A not 24 May, 31 May

From 7 October 2013: All Chiltern Railway (CH) services arrive at their final destination up to 3 minutes later than shown

Table 71

Mondays to Fridays

20 May to 6 December

Stratford-upon-Avon, Marylebone and Leamington Spa - Birmingham - Stourbridge, Worcester and Hereford

Network Diagram - see first Page of Table 71

	XC	CH	LM	XC	LM	LM	LM	GW		CH	LM	LM	LM	XC	CH	CH	LM	LM		LM	LM	CH	XC	LM
	◇	◇		◇				■		◇				◇	◇	◇							◇	
Stratford-upon-Avon	d		07 22							07 33	07 42												08 26	
Stratford-upon-Avon Parkway	d		07 26							07 37	07 46												08 30	
Wilmcote	d									07 40	07 49												08 33	
Wootton Wawen	d										07x53												08x37	
Henley-in-Arden	d		07 34								07 57												08 41	
Danzey	d										08x02												08x46	
Wood End	d										08x06												08x50	
The Lakes	d										08x08												08x52	
Earlwood (West Midlands)	d		07 42								08 11												08 55	
Wythall	d		07 44								08 14												08 57	
Whitlocks End	d		07 47				08 07				08 16						08 38						09 00	
Shirley	d		07 50				08 10				08 20						08 41						09 03	
Yardley Wood	d		07 53				08 13				08 23						08 44						09 06	
Hall Green	d		07 57				08 16				08 27						08 47						09 09	
Spring Road	d		07 59				08 18				08 29						08 49						09 11	
London Marylebone	d	06 05													06 45	07 15								
Banbury	d	06 54	07 03		07 28									07 54	08 00	08 07							08 27	
Leamington Spa	a	07 10	07 20		07 43				08 08					08 11	08 17	08 24							08 43	
	d	07 12	07 21		07 44		07 46				08 00	08 13	08 18	08 24								08 30	08 44	
Warwick	d		07 26				07 50				08 04			08 23	08 29							08 35		
Warwick Parkway	d		07 29				07 54				08 08			08 33								08 38		
Hatton	d		07 35				07 59				08 13			08a30								08 44		
Lapworth	d						08 05				08 19											08 50		
Dorridge	d		07 43			07 56	08 10				08 20	08 25									08 46	08 55	09 10	
Widney Manor	d		07 47			08 01	08 14				08 24	08 28									08 50		09 14	
Solihull	d		07 51			08 04	08 17				08 28	08 32			08 45						08 54	09 01	09 18	
Olton	d		07 55			08 08	08 21				08 32	08 36									08 57		09 21	
Acocks Green	d					08 11	08 24				08 35	08 38									09 00		09 24	
Tyseley	d					08 14	08 21	08 27			08 32	08 38	08 42				08 52				09 03			
Small Heath	d						08 24	08 29			08 35	08 45					08 54				09 05			
Bordesley	d																							
Birmingham Moor Street	d	08 03	08 06		08 19	08 28	08 33			08 39	08 42	08 49			08 54	08 58				09 09	09 18	09a17	09 30	
Birmingham Snow Hill	a	08 10	08 10		08 22	08 30	08 37			08 41	08 47	08 51			08 59	09 01				09 12	09 21		09 33	
	d		08 13		08 23	08 33				08 43	08 53				09 03					09 13	09 23			
Jewellery Quarter	a		08 15		08 25	08 35				08 45	08 55				09 05					09 15	09 25			
The Hawthorns	a		08 20		08 30	08 40				08 50	09 00				09 10					09 20	09 30			
Smethwick Galton Bridge	a		08 23		08 33	08 43				08 53	09 03				09 13					09 23	09 33			
Coventry	a	07 22												08 23										
Birmingham International	a	07 37												08 37										
Birmingham New Street	a	07 48			08 15									08 48									09 18	
Langley Green	d						08 46										08 49							
Rowley Regis	d		08 28		08 38	08 49			08 58		09 08					09 16				09 19		09 28	09 38	
Old Hill	d						08 52									09 22								
Cradley Heath	d		08 33		08 43	08 56			09 03		09 13					09 26					09 33	09 43		
Lye	d						08 59									09 29								
Stourbridge Junction	d		08a39		08a49	09 03				09 09		09a19				09 33					09 39	09a49		
Hagley	d									09 12											09 42			
Blakedown	d									09 15											09 45			
Kidderminster	d					09a12				09 20						09a42					09 50			
Hartlebury	d																							
University	d																				08 55			
Barnet Green	d																							
Bromsgrove	d																				09 10			
Droitwich Spa	d									09 31							09 20				10 01			
Worcester Shrub Hill	a									09 40														
	d						09 16																	
Worcester Foregate Street	a						09 19														09 28		10 10	
	d						09 19														09 32			
Malvern Link	d						09 28														09 42			
Great Malvern	d						09 33														09 44			
	d																				09 45			
Colwall	d																				09 50			
Ledbury	a																				09 57			
	d																				09 59			
Hereford	a																				10 17			

From 7 October 2013: All Chiltern Railway (CH) services arrive at their final destination up to 3 minutes later than shown

Table 71

Mondays to Fridays

20 May to 6 December

**Stratford-upon-Avon, Marylebone and
Leamington Spa - Birmingham - Stourbridge,
Worcester and Hereford**

Network Diagram - see first Page of Table 71

	LM	GW	LM	LM		CH	XC	LM	CH	XC	CH	LM	GW	LM		LM	LM	LM	GW	LM	CH	XC	LM	CH
						◇	◇	◇	◇	◇	◇	◇	◇	◇		◇	◇	◇	◇	◇	◇	◇	◇	◇
Stratford-upon-Avon	d											09 16				09 26								
Stratford-upon-Avon Parkway	d											09 20				09 30								
Wilmcote.....	d											09 24				09 33								
Wootton Wawen.....	d															09x37								
Henley-in-Arden.....	d															09x41								
Danzey.....	d															09x46								
Wood End.....	d															09x50								
The Lakes.....	d															09x52								
Earlwood (West Midlands).....	d															09 55								
Wythall.....	d															09 57								
Whitlocks End.....	d			09 19								09 39				10 00					10 19			
Shirley.....	d			09 22								09 42				10 03					10 22			
Yardley Wood.....	d			09 25								09 45				10 06					10 25			
Hall Green.....	d			09 28								09 48				10 09					10 28			
Spring Road.....	d			09 30								09 50				10 11					10 30			
London Marylebone 110	⊖																							
Banbury.....	d					07 45			08 15												08 45			09 15
Leamington Spa 112	a					08 44	08 54		09 07	09 26											09 46	09 56		10 07
Warwick.....	d					09 02	09 10		09 24	09 42	09 54										10 03	10 11		10 24
Warwick Parkway.....	d					09 03	09 12		09 25	09 43											10 04	10 13		10 25
Hatton.....	d					09 08			09 30												10 10			10 32
Lapworth.....	d					09 13			09 34												10 14			10 32
Dorridge.....	d					09 24		09 28					09 46			10 09					10 25			10 28
Widney Manor.....	d					09 30		09 32				09 50				10 13					10 32			10 32
Solihull.....	d					09 30		09 36	09 46			09 54				10 17					10 32			10 36
Olton.....	d					09 39		09 39				09 57				10 20					10 39			10 39
Acocks Green.....	d					09 42		09 42				10 00				10 23					10 42			10 42
Tyseley.....	d			09 33								10 03				10 33					10 33			10 42
Small Heath.....	d			09 35								10 05				10 35					10 35			10 42
Bordesley.....	d																							10 42
Birmingham Moor Street	d			09 39		09a42		09 48	09 55		09 59		10 09			10 18	10 29				10 39	10a44		10 48
Birmingham Snow Hill	a			09 42				09 51	10 02			10 02				10 12	10 21	10 32			10 42			10 51
Jewellery Quarter.....	d	09 33		09 43				09 53				10 03				10 13	10 23	10 33			10 43			10 53
The Hawthorns.....	d	09 35		09 45				09 55				10 05				10 15	10 25	10 35			10 45			10 55
Smethwick Galton Bridge 117	d	09 40		09 50				10 00				10 10				10 20	10 30	10 40			10 50			11 00
Coventry	a	09 43		09 53				10 03				10 13				10 23	10 33	10 43			10 53			11 03
Birmingham International	a					09 22																	10 23	
Birmingham New Street 112	a					09 37																	10 37	
Langley Green.....	d			09 49		09 48				10 18													10 48	
Rowley Regis.....	d	09 46										10 16								10 49				
Old Hill.....	d	09 49		09 58				10 08				10 19				10 28	10 38	10 49			10 58			11 08
Cradley Heath.....	d	09 52						10 13				10 22				10 33	10 43	10 52			11 03			11 13
Lye.....	d	09 56		10 03				10 13				10 26				10 33	10 43	10 56			11 03			11 13
Stourbridge Junction 112	d	09 59						10 13				10 29				10 39	10a49	11 03			11 09			11a19
Hagley.....	d	10 03		10 09				10a19				10 33				10 39	10a49	11 03			11 09			11a19
Blakedown.....	d			10 12												10 42					11 12			
Kidderminster	d	10a13		10 15								10a43				10 45					11 15			
Hartlebury.....	d			10 20												10 50					11 20			
University.....	d			09 55																	10 55			
Barnet Green.....	d																							
Bromsgrove.....	d			10 10																	11 10			
Droitwich Spa.....	d			10 20	10 31											11 01					11 20			
Worcester Shrub Hill 117	a																							
Worcester Foregate Street 117	a			10 15												10 45					11 36			
Malvern Link.....	d			10 17	10 30	10 40										10 48	11 10				11 30	11 41		
Great Malvern	a			10 18	10 32	10 42										10 54					11 32			
Colwall.....	d			10 27	10 42	10 52										11 03					11 42			
Ledbury.....	d			10 32	10 44	10 55										11 07					11 44			
Hereford 117	a			10 45												11 08					11 45			
	d			10 50												11 15					11 50			
	a			10 57												11 22					11 57			
	d			10 59												11 24					11 59			
	a			11 19												11 43					12 19			

BZ Business Zone available offering greater comfort and an enhanced working environment. Supplement payable

From 7 October 2013: All Chiltern Railway (CH) services arrive at their final destination up to 3 minutes later than shown

Table 71

Mondays to Fridays

20 May to 6 December

**Stratford-upon-Avon, Marylebone and
Leamington Spa - Birmingham - Stourbridge,
Worcester and Hereford**

Network Diagram - see first Page of Table 71

		LM	LM	CH	CH	LM	XC	LM	CH	XC		GW	LM	LM	LM	CH	XC	LM	GW	LM		LM	LM	LM	
Stratford-upon-Avon d					◇		◇		◇			◇				◇	◇		◇						
Stratford-upon-Avon Parkway d						10 26																	11 26		
Wilmcote d						10 30																	11 30		
Wootton Waven d						10 33																	11 32		
Henley-in-Arden d						10x37																	11x37		
Danzey d						10 41																	11 42		
Wood End d						10x46																	11x46		
The Lakes d						10x50																	11x50		
Earlwood (West Midlands) d						10x52																	11x52		
Wythall d						10 55																	11 55		
Whitlocks End d		10 39				11 00													11 39				12 00		
Shirley d		10 42				11 03													11 42				12 03		
Yardley Wood d		10 45				11 06													11 45				12 06		
Hall Green d		10 48				11 09													11 48				12 09		
Spring Road d		10 50				11 11													11 50				12 11		
London Marylebone 10 d				09 10				09 45								10 15									
Banbury d				10 24		10 29		10 43	10 54							11 07	11 25								
Leamington Spa 2 a				10 41		10 45		11 00	11 10							11 24	11 41								
Warwick d			10 32	10 42		10 46		11 01	11 12							11 25	11 43								
Warwick Parkway d			10 38	10a46				11 06																	
Hatton d			10 44					11 09								11 32									
Lapworth d			10 50					11 09																	
Dorridge d		10 46	10 55					11 09	11 19						11 28							11 46		12 09	
Widney Manor d		10 50						11 13							11 32							11 50		12 13	
Solihull d		10 54	11 01					11 17	11 24						11 36	11 45						11 54		12 17	
Olton d		10 57						11 20							11 39							11 57		12 20	
Acocks Green d		11 00						11 23							11 42							12 00		12 23	
Tyseley d		11 03													11 33							12 03			
Small Heath d		11 05													11 35							12 05			
Bordesley d																									
Birmingham Moor Street d		10 59	11 09	11a17		11 18		11 29	11 33						11 39	11 48	11a59		11 59		12 09		12 18	12 29	
Birmingham Snow Hill 10 a		11 02	11 12			11 22		11 32	11 42						11 42	11 51					12 12		12 22	12 32	
Jewellery Quarter 10 a		11 03	11 13			11 23		11 33							11 43	11 53					12 03		12 23	12 33	
The Hawthorns 10 a		11 05	11 15			11 25		11 35							11 45	11 55					12 05		12 25	12 35	
Smethwick Galton Bridge 10 a		11 10	11 20			11 30		11 40							11 50	12 00					12 10		12 30	12 40	
Coventry a		11 13	11 23			11 33		11 43							11 53	12 03					12 13		12 33	12 43	
Birmingham International 10 a										11 22															
Birmingham New Street 10 a						11 18				11 37							12 18								
Langley Green d		11 16						11 46				11 49										12 16		12 46	
Rowley Regis d		11 19	11 28			11 38		11 49							11 58	12 08					12 19		12 28	12 49	
Old Hill d		11 22						11 52													12 02		12 22	12 52	
Cradley Heath d		11 26	11 33			11 43		11 56							12 03	12 13					12 26		12 33	12 56	
Lye d		11 29						11 59													12 29		12 39	12 59	
Stourbridge Junction 2 d		11 33	11 39			11a49		12 03							12 09	12a19					12 33		12 39	13 03	
Hagley d			11 42												12 12							12 42			
Blakedown d			11 45												12 15							12 45			
Kiddeminster d		11a43	11 50					12a13							12 20							12a43		13a13	
Hartlebury d																									
University d												11 55												12 55	
Barnet Green d																									
Bromsgrove d													12 10											13 10	
Droitwich Spa d			12 01										12 20	12 31									13 01	13 20	
Worcester Shrub Hill 2 a																									
Worcester Foregate Street 2 a			12 10									12 14										12 46			
Malvern Link d													12 16	12 30	12 40							12 49	13 10	13 30	
Great Malvern d													12 17	12 32								12 50	13 11	13 32	
Colwall d													12 26	12 42								12 59	13 20	13 42	
Ledbury d													12 33	12 44								13 03	13 24	13 44	
Hereford 2 a																						13 10		13 45	
																						13 16		13 50	
																						13 24		13 58	
																						13 31		14 00	
																						13 48		14 21	

BZ Business Zone available offering greater comfort and an enhanced working environment. Supplement payable

From 7 October 2013: All Chiltern Railway (CH) services arrive at their final destination up to 3 minutes later than shown

From 7 October 2013: All Chiltern Railway (CH) services arrive at their final destination up to 3 minutes later than shown

Table 71

Mondays to Fridays

20 May to 6 December

Stratford-upon-Avon, Marylebone and Leamington Spa - Birmingham - Stourbridge, Worcester and Hereford

Network Diagram - see first Page of Table 71

	LM	CH	CH	XC	LM	LM		CH	GW	LM	LM	CH	XC	LM	CH	XC		GW	LM	LM	LM	LM	CH	CH			
		◇	◇	◇				◇	◇				◇		◇	◇		◇					◇	◇			
		⌘	⌘	⌘				⌘	⌘				⌘		⌘	⌘		⌘					⌘	⌘			
Stratford-upon-Avon	d		11 36							12 26																	
Stratford-upon-Avon Parkway	d		11 40							12 30																	
Wilmcote	d		11 43							12 33																	
Wootton Wawen	d									12x37																	
Henley-in-Arden	d									12 41																	
Danzey	d									12x46																	
Wood End	d									12x50																	
The Lakes	d									12x52																	
Earlswood (West Midlands)	d									12 55																	
Wythall	d									12 57																	
Whitlocks End	d	12 19				12 39				13 00												13 19		13 39			
Shirley	d	12 22				12 42				13 03												13 22		13 42			
Yardley Wood	d	12 25				12 45				13 06												13 25		13 45			
Hall Green	d	12 28				12 48				13 09												13 28		13 48			
Spring Road	d	12 30				12 50				13 11												13 30		13 50			
London Marylebone 110	⊖		10 45					11 15							11 45									12 15	12 18		
Banbury	d	11 45		11 54				12 06					12 25	12 43	12 54									13 07	13 21		
Leamington Spa 11	a	12 03	12 06	12 11				12 23					12 42	13 00	13 10									13 24	13 38		
	d	12 04		12 12				12 23				12 32	12 43	13 01	13 12									13 25	13 39		
Warwick	d	12 09										12 38		13 06											13 43		
Warwick Parkway	d	12 13						12 29						13 09											13 32		
Hatton	d											12 44													13a51		
Lapworth	d											12 50															
Dorridge	d	12 24			12 28					12 46		12 55		13 09	13 19										13 28		
Widney Manor	d				12 32					12 50				13 13											13 32		
Solihull	d	12 31			12 36			12 43		12 54		13 01		13 17	13 24										13 36	13 45	
Olton	d				12 39					12 57				13 20											13 39		
Acocks Green	d				12 42					13 00				13 23											13 42		
Tyseley	d	12 33								13 03												13 33					
Small Heath	d	12 35								13 05												13 35					
Bordesley	d																										
Birmingham Moor Street	d	12 39	12 42		12 48	12 59		12a59		13 09	13 18	13a17		13 29	13 33							13 39	13 48	13 58	13a59		
Birmingham Snow Hill	a	12 42	12 48		12 51	13 02				13 12	13 21			13 32	13 42							13 43	13 53	14 03			
	d	12 43			12 53	13 03				13 13	13 23			13 33								13 43	13 53	14 03			
Jewellery Quarter	a	12 45			12 55	13 05				13 15	13 25			13 35								13 45	13 55	14 05			
The Hawthorns	a	12 50			13 00	13 10				13 20	13 30			13 40								13 50	14 00	14 10			
Smethwick Galton Bridge	d	12 53			13 03	13 13				13 23	13 33			13 43								13 53	14 03	14 13			
Coventry	a			12 24												13 22											
Birmingham International	a			12 37												13 37											
Birmingham New Street 112	a			12 48									13 18			13 48											
	d																					13 49					
Langley Green	d					13 16								13 46											14 16		
Rowley Regis	d	12 58			13 08	13 19				13 28	13 38			13 49								13 58	14 08	14 19			
Old Hill	d					13 22								13 52											14 22		
Cradley Heath	d	13 03			13 13	13 26				13 33	13 43			13 56									14 03	14 13	14 26		
Lye	d					13 29								13 59											14 29		
Stourbridge Junction 11	d	13 09			13a19	13a33				13 44	13a49			14 03									14 09	14a19	14 33		
Hagley	d	13 12								13 47															14 12		
Blakedown	d	13 15								13 50															14 15		
Kidderminster	d	13 20								13 55				14a13											14 20	14a43	
Hartlebury	d																										
University	d																								13 55		
Barnet Green	d																										
Bromsgrove	d																								14 10		
Droitwich Spa	d	13 31								14 06															14 20	14 31	
Worcester Shrub Hill 11	a									14 14															14 40		
	d									13 33															14 44		
Worcester Foregate Street 11	a	13 40								13 36															14 46		
	d									13 42															14 47		
Malvern Link	d									13 51															14 27	14 42	14 55
Great Malvern	d									13 56															14 35	14 44	14 58
	d																								14 45		
Colwall	d																								14 50		
Ledbury	a																								14 57		
	d																								15 19		
Hereford 11	a																								15 19		

From 7 October 2013: All Chiltern Railway (CH) services arrive at their final destination up to 3 minutes later than shown

Table 71

Mondays to Fridays

20 May to 6 December

**Stratford-upon-Avon, Marylebone and
Leamington Spa - Birmingham - Stourbridge,
Worcester and Hereford**

Network Diagram - see first Page of Table 71

	XC	GW		LM	LM	LM	CH	XC	LM	LM	LM	LM		CH	LM	LM	CH	XC	LM	CH	CH	XC		GW	
Stratford-upon-Avon	d					13 26																			
Stratford-upon-Avon Parkway	d					13 30																			
Wilmcote.....	d					13 33																			
Wootton Wawen.....	d					13x37																			
Henley-in-Arden.....	d					13 41																			
Danzey.....	d					13x46																			
Wood End.....	d					13x50																			
The Lakes.....	d					13x52																			
Earlwood (West Midlands).....	d					13 55																			
Wythall.....	d					13 57																			
Whitlocks End.....	d					14 00						14 19													
Shirley.....	d					14 03						14 22													
Yardley Wood.....	d					14 06						14 25													
Hall Green.....	d					14 09						14 28													
Spring Road.....	d					14 11						14 30													
London Marylebone	d																								
Banbury.....	d	13 26																							
Leamington Spa	d	13 43																							
Warwick.....	d	13 44																							
Warwick Parkway.....	d																								
Hatton.....	d																								
Lapworth.....	d																								
Dorridge.....	d					13 46																			
Widney Manor.....	d					13 50																			
Solihull.....	d					13 54																			
Olton.....	d					13 57																			
Acocks Green.....	d					14 00																			
Tyseley.....	d					14 03																			
Small Heath.....	d					14 05																			
Bordesley.....	d																								
Birmingham Moor Street	d					14 09	14 18	14 29	14 35																
Birmingham Snow Hill	d					14 12	14 21	14 32	14 42																
Jewellery Quarter.....	d					14 13	14 23	14 33																	
The Hawthorns.....	d					14 15	14 25	14 35																	
Smethwick Galton Bridge.....	d					14 20	14 30	14 40																	
Coventry	a																								
Birmingham International	a																								
Birmingham New Street	a	14 18																							
Langley Green.....	d																								
Rowley Regis.....	d					14 28	14 38	14 49																	
Old Hill.....	d																								
Cradley Heath.....	d					14 33	14 43	14 56																	
Lye.....	d																								
Stourbridge Junction	d					14 39	14a49	15 03																	
Hagley.....	d					14 42																			
Blakedown.....	d					14 45																			
Kidderminster	d					14 50		15a13																	
Hartlebury.....	d																								
University.....	d																								
Barnet Green.....	d																								
Bromsgrove.....	d																								
Droitwich Spa.....	d					15 01																			
Worcester Shrub Hill	a																								
Worcester Foregate Street	a	14 49																							
Malvern Link.....	d	14 52				15 10																			
Great Malvern	d	14 57																							
Colwall.....	d	15 07																							
Ledbury.....	a	15 10																							
Hereford	a																								

BZ Business Zone available offering greater comfort and an enhanced working environment. Supplement payable

From 7 October 2013: All Chiltern Railway (CH) services arrive at their final destination up to 3 minutes later than shown

From 7 October 2013: All Chiltern Railway (CH) services arrive at their final destination up to 3 minutes later than shown

Table 71

Mondays to Fridays

20 May to 6 December

**Stratford-upon-Avon, Marylebone and
Leamington Spa - Birmingham - Stourbridge,
Worcester and Hereford**

Network Diagram - see first Page of Table 71

	LM	LM	LM	LM	CH	XC	GW	LM		LM	LM	LM	CH	XC	LM	LM	LM	CH		LM	LM	LM	LM	CH
					◇	◇	◇						◇	◇				◇						
Stratford-upon-Avon	d										15 26													16 23
Stratford-upon-Avon Parkway	d										15 30													16 27
Wilmcote.....	d										15 33													16 30
Wootton Wawan.....	d										15x37													16x34
Henley-in-Arden.....	d										15 41													16 38
Danzey.....	d										15x46													16x43
Wood End.....	d										15x50													16x47
The Lakes.....	d										15x52													16x49
Earlswood (West Midlands).....	d										15 55													16 52
Wythall.....	d										15 57													16 55
Whitlocks End.....	d	15 19		15 39							16 00				16 18						16 39			16 58
Shirley.....	d	15 22		15 42							16 03				16 21						16 42			17 01
Yardley Wood.....	d	15 25		15 45							16 06				16 24						16 45			17 04
Hall Green.....	d	15 28		15 48							16 09				16 27						16 48			17 07
Spring Road.....	d	15 30		15 50							16 11				16 29						16 50			17 09
London Marylebone 110	⇄				14 15								14 45					15 15						
Banbury.....	d				15 06	15 24							15 43	15 54				16 06						
Leamington Spa 12	a				15 23	15 41							16 00	16 10				16 23						
Warwick.....	d				15 23	15 42							16 01	16 12				16 24						16 32
Warwick Parkway.....	d				15 29								16 05					16 31						16 38
Hatton.....	d												16 09											16 44
Lapworth.....	d																							16 50
Dorridge.....	d		15 28								15 46	16 09	16 20				16 27						16 46	16 55
Widney Manor.....	d		15 32								15 50	16 13				16 31							16 50	
Solihull.....	d		15 36	15 43							15 54	16 17	16 25			16 35	16 44						16 54	17 01
Olton.....	d		15 39								15 57	16 20				16 38							16 57	
Acocks Green.....	d		15 42								16 00	16 23				16 41							17 00	
Tyseley.....	d	15 33									16 03				16 32	16 44		16 53					17 03	
Small Heath.....	d	15 35									16 05				16 34								17 05	
Bordesley.....	d																							
Birmingham Moor Street	d	15 41	15 48	15 59	15a59						16 09	16 18	16 29	16 34		16 38	16 49	16 53		16 59		17 09	17 16	17a17
Birmingham Snow Hill	a	15 43	15 51	16 02							16 12	16 21	16 32	16 41		16 41	16 51	17 01		17 02		17 12	17 19	
Jewellery Quarter.....	a	15 44	15 53	16 03							16 13	16 23	16 33			16 43	16 53			17 03		17 13	17 20	
The Hawthorns.....	a	15 46	15 55	16 05							16 15	16 25	16 35			16 46	16 55			17 05		17 16	17 23	
Smethwick Galton Bridge.....	a	15 51	16 00	16 10							16 20	16 30	16 40			16 51	17 00			17 10		17 21	17 27	
Coventry	a	15 54	16 03	16 13							16 23	16 33	16 43			16 54	17 03			17 13		17 24	17 30	
Birmingham International	a													16 22										
Birmingham New Street 12	a					16 18								16 37										
Langley Green.....	d	15 49					16 19							16 48	16 49							17 19		
Rowley Regis.....	d			16 16									16 46									17 16		17 33
Old Hill.....	d		15 59	16 08	16 19						16 28	16 38	16 49			16 59	17 08				17 19		17 30	17 37
Cradley Heath.....	d			16 22									16 52									17 22		17 40
Lye.....	d		16 03	16 13	16 26						16 33	16 43	16 56			17 05	17 13				17 26		17 35	17 43
Stourbridge Junction 12	d			16 29									16 59								17 29			17 46
Hagley.....	d		16 09	16a19	16 33						16 39	16a49	17 03			17 11	17a19				17 33		17 42	17a51
Blakedown.....	d		16 12								16 42		17 06			17 15					17 37		17 46	
Kidderminster	d		16 15								16 45		17 09			17 19					17 40		17 49	
Hartlebury.....	d		16 20		16a43						16 50		17a15			17 24					17a45		17 54	
University.....	d	15 55						16 25							16 55								17 25	
Barnet Green.....	d																							
Bromsgrove.....	d	16 10						16 41							17 10								17 40	
Droitwich Spa.....	d	16 20	16 31					16 51		17 01					17 20	17 37							17 52	18 05
Worcester Shrub Hill 12	a							16 58							17 27								17 59	18 18
Worcester Foregate Street 12	a	16 30	16 40					16 41	17 06						17 32								18 04	
Malvern Link.....	a	16 32						16 44	17 08	17 10					17 34	17 47							18 06	
Great Malvern	a	16 42							17 09						17 35								18 07	
Colwall.....	d	16 44							17 18						17 44								18 16	
Ledbury.....	a	16 45							17 21						17 46								18 18	
Hereford 12	a	16 50													17 47								18 19	
	d	16 57													17 52								18 24	
	a	16 59													18 00								18 31	
	a	17 19													18 22								18 51	

From 7 October 2013: All Chiltern Railway (CH) services arrive at their final destination up to 3 minutes later than shown

Table 7 I

Mondays to Fridays

20 May to 6 December

Stratford-upon-Avon, Marylebone and Leamington Spa - Birmingham - Stourbridge, Worcester and Hereford

Network Diagram - see first Page of Table 7 I

	XC	CH	GW	LM		LM	CH	XC	LM	LM	LM	CH	LM	CH		LM	XC	LM	GW	LM	GW	LM	CH	CH	
	◇	◇					◇	◇				◇		◇			◇		◇		◇		◇	◇	
	⚡						⚡	⚡									⚡		⚡		⚡		⚡	⚡	
Stratford-upon-Avon	d															17 26							17 57	17 35	
Stratford-upon-Avon Parkway	d															17 30							18 01		
Wilmcote.....	d															17 33								17 41	
Wootton Wawan.....	d															17x37									
Henley-in-Arden.....	d															17 41							18 09		
Danzey.....	d															17x46									
Wood End.....	d															17x50									
The Lakes.....	d															17x52									
Earlswood (West Midlands).....	d															17 55									
Wythall.....	d															17 57									
Whitlocks End.....	d								17 18				17 42			18 00							18 19		
Shirley.....	d								17 21				17 44			18 03							18 22		
Yardley Wood.....	d								17 24				17 47			18 06							18 25		
Hall Green.....	d								17 27				17 50			18 09							18 28		
Spring Road.....	d								17 29				17 52			18 11							18 30		
London Marylebone 110	⊖	15 18					15 45					16 15		16 18										16 47	
Banbury.....	d	16 25	16 30				16 44	16 55					17 20			17 28								17 46	
Leamington Spa 11	a	16 41	16 48				17 01	17 12				17 21		17 37		17 47							18 03	18 07	
Warwick.....	d	16 42	16 49				17 02	17 13				17 22		17 37		17 48							18 04		
Warwick Parkway.....	d						17 07						17 41												
Hatton.....	d		17a01				17 11					17 28		17 45										18 10	
Lapworth.....	d																								
Dorridge.....	d						17 09	17 21				17 27		17 55								18 03		18 21	
Widney Manor.....	d						17 13					17 31										18 08			
Solihull.....	d						17 17	17 26				17 35	17 41	18 01								18 11		18 26	
Olton.....	d						17 20					17 38										18 15			
Acocks Green.....	d						17 23					17 41										18 17			
Tyseley.....	d											17 32										18 20		18 33	
Small Heath.....	d											17 34										18 23		18 35	
Bordesley.....	d																								
Birmingham Moor Street	d						17 29	17 35				17 39	17 47	17 54	17 59	18 14						18 18	18 27	18 39	18a40
Birmingham Snow Hill	a						17 32	17 42				17 42	17 50	18 01	18 02	18 21						18 21	18 29	18 42	
Jewellery Quarter.....	a						17 33					17 43	17 53	18 03								18 23	18 33	18 43	
The Hawthorns.....	a						17 36					17 45	17 56	18 05								18 25	18 35	18 45	
Smethwick Galton Bridge 11	d						17 41					17 50	18 01	18 10								18 30	18 40	18 50	
Coventry	a											17 53	18 04	18 13								18 33	18 43	18 53	
Birmingham International	a							17 23																	
Birmingham New Street 112	a	17 18						17 37														18 18			
Langley Green.....	d			17 49								17 59											18 19		
Rowley Regis.....	d						17 50					17 56		18 16								18 46			
Old Hill.....	d											17 59	18 09	18 19								18 38	18 49	18 58	
Cradley Heath.....	d											18 02		18 22								18 52			
Lye.....	d						17 55					18 06	18 14	18 26								18 43	18 56	19 04	
Stourbridge Junction 11	d						18 01					18 09	18 21	18 29								18 59			
Hagley.....	d						18 05					18 13	18 21	18 33								19a03		19 10	
Blakedown.....	d						18 08					18 17	18 25	18 37								18 54		19 13	
Kidderminster	d						18 13					18 20	18 28	18 40								18 57		19 16	
Hartlebury.....	d						18 18					18a26	18 33	18a45								19a02		19 21	
University.....	d											18 05											18 25		
Barnet Green.....	d																								
Bromsgrove.....	d																						18 45		
Droitwich Spa.....	d						18 17					18 34	18 46									18 57		19 32	
Worcester Shrub Hill 11	a											18 42										19 10			
Worcester Foregate Street 11	a											18 53										19 08		19 36	
Malvern Link.....	d						18 19	18 32				18 55	18 57									19 11		19 39	
Great Malvern	a						18 21	18 34	18 36			18 56										19 12		19 40	
Colwall.....	d						18 22	18 35				19 05										19 21		19 50	
Ledbury.....	a						18 30	18 44				19 08										19 24		19 53	
Hereford 11	a						18 36	18 47				19 08										19 24		19 54	
	d							18 49																20 01	
	d							18 54																20 08	
	d							19 02																20 10	
	a							19 04																20 29	
	a							19 24																20 29	

BZ Business Zone available offering greater comfort and an enhanced working environment. Supplement payable

From 7 October 2013: All Chiltern Railway (CH) services arrive at their final destination up to 3 minutes later than shown











Table 71

Mondays to Fridays

20 May to 6 December

**Stratford-upon-Avon, Marylebone and
Leamington Spa - Birmingham - Stourbridge,
Worcester and Hereford**

Network Diagram - see first Page of Table 71

	LM	XC	CH	XC	LM	GW	LM	CH	LM	XC	CH	XC	CH	GW	LM	LM	CH	LM	XC	CH	CH	XC	
		◇	◇	◇		◇		◇		◇	◇	◇	◇	◇			◇		◇	◇	◇	◇	
		⌘	⌘	⌘		⌘				⌘		⌘	⌘	⌘					⌘	⌘	⌘	⌘	
Stratford-upon-Avon	d	19 26							20 26										20 49			21 26	
Stratford-upon-Avon Parkway	d	19 30							20 30										20 53			21 30	
Wilmcote	d	19 33							20 33										20 56			21 33	
Wootton Waven	d	19x37							20x37														
Henley-in-Arden	d	19 41							20 41													21 40	
Danzey	d	19x45							20x45													21x45	
Wood End	d	19x49							20x49													21x48	
The Lakes	d	19x51							20x51													21 50	
Earlswood (West Midlands)	d	19 54							20 54													21 53	
Wythall	d	19 56							20 56													21 55	
Whitlocks End	d	19 59							20 59													21 58	
Shirley	d	20 02							21 02													22 01	
Yardley Wood	d	20 05							21 05													22 04	
Hall Green	d	20 08							21 08													22 06	
Spring Road	d	20 10							21 10														
London Marylebone 	⊕		18 47					19 15			19 45						20 15				20 18	20 45	
Banbury	d	19 31	19 45	19 55				20 09		20 28	20 43	20 54					21 12			21 33	21 37	21 47	21 54
Leamington Spa 	a	19 49	20 02	20 10				20 26		20 45	21 00	21 10	21 20				21 29			21 51	21 55	22 04	22 10
	d	19 50	20 03	20 12				20 27		20 46	21 01	21 12					21 30			21 52	21 56	22 05	22 12
Warwick	d		20 08								21 06										22 01	22 10	
Warwick Parkway	d		20 12					20 33			21 09						21 35					22 14	
Hatton	d										21 15										22a08		
Lapworth	d										21 21												
Dorridge	d		20 23					20 29	20 43		21 26						21 31	21 45				22 24	
Widney Manor	d							20 33									21 35						
Solihull	d		20 28					20 36	20 49		21 32						21 38	21 51				22 29	
Olton	d							20 40									21 42						
Acocks Green	d							20 42									21 44						
Tyseley	d							20 45									21 47			22 09			
Small Heath	d							20 48									21 50			22 11			
Bordesley	d																						
Birmingham Moor Street	d	20 16		20 38				20 52	21a03	21 16		21 41					21 54	22 00	22 14			22 38	
Birmingham Snow Hill 	a	20 19		20 41				20 54		21 19		21 48					21 56	22 03	22 18			22 46	
	d	20 20		20 43				20 55		21 20							21 57	22 10	22 20				
Jewellery Quarter	d	20 22						20 58		21 22							22 00		22 22				
The Hawthorns	d	20 27		20 51				21 02		21 27							22 04	22 17	22 27				
Smethwick Galton Bridge 	d	20 30		20 55				21 05		21 30							22 07	22 20	22 30				
Coventry	a			20 22								21 22										22 22	
Birmingham International 	a			20 37								21 37										22 33	
Birmingham New Street 	a	20 17		20 48						21 22		21 48								22 17		22 45	
Langley Green	d	20 33			20 59			21 08		21 33						22 00							
Rowley Regis	d	20 36		21 02				21 11		21 36							22 10			22 33			
Old Hill	d	20 39						21 14		21 39							22 13	22 25		22 36			
Cradley Heath	d	20 43						21 17		21 43							22 16			22 39			
Lye	d	20 46						21 20		21 46							22 19	22 31		22 43			
Stourbridge Junction 	d	20a51		21 13				21 24		21a50							22 22			22 46			
Hagley	d							21 28									22 26	22 37	22a50				
Blakedown	d							21 31									22 28						
Kidderminster	d			21a26				21 36									22 30						
Hartlebury	d																22 33			22a50			
University	d				21 05												22 38						
Barnet Green	d																22 41						
Bromsgrove	d							21 20									22 44			23 05			
Droitwich Spa	d							21 30									22 45			23 07			
Worcester Shrub Hill 	a							21 57									22 47			23 08			
	d							21 48									22 54			23 16			
Worcester Foregate Street 	a							21 38	21 51								22 59			23 19			
	d							21 41	21 54														
Malvern Link	a							21 51	22 04														
Great Malvern	a							21 53	22 07														
	d							21 54	22 20														
Colwall	d							21 59	22 27														
Ledbury	a							22 06	22 35														
	d							22 09	22 37														
Hereford 	a							22 29	22 55														

From 7 October 2013: All Chiltern Railway (CH) services arrive at their final destination up to 3 minutes later than shown

Table 71

Saturdays

25 May to 7 December

Stratford-upon-Avon, Marylebone and Leamington Spa - Birmingham - Stourbridge, Worcester and Hereford

Network Diagram - see first Page of Table 71

	CH	LM	LM	LM	GW	LM	LM	XC	XC		LM	LM	GW	LM	LM	CH	XC	LM	LM		LM	GW	LM	XC
					◇			◇	◇				◇				◇					◇		◇
								A	B															
Stratford-upon-Avon	d																							
Stratford-upon-Avon Parkway	d																							
Wilmcote	d																							
Wootton Wawen	d																							
Henley-in-Arden	d																							
Danzey	d																							
Wood End	d																							
The Lakes	d																							
Earlswood (West Midlands)	d																							
Wythall	d																							
Whitlocks End	d																							
Shirley	d																							
Yardley Wood	d																							
Hall Green	d																							
Spring Road	d																							
London Marylebone	d	00 20																						
Banbury	d	01 35																						
Leamington Spa	a	01 58																						
Warwick	d																							
Warwick Parkway	d																							
Hatton	d																							
Lapworth	d																							
Dorridge	d																							
Widney Manor	d																							
Solihull	d																							
Olton	d																							
Acocks Green	d																							
Tyseley	d																							
Small Heath	d																							
Bordesley	d																							
Birmingham Moor Street	a																							
Birmingham Snow Hill	a																							
Jewellery Quarter	a																							
The Hawthorns	d																							
Smethwick Galton Bridge	d																							
Coventry	a																							
Birmingham International	a																							
Birmingham New Street	a																							
Langley Green	d																							
Rowley Regis	d																							
Old Hill	d																							
Cradley Heath	d																							
Lye	d																							
Stourbridge Junction	d																							
Hagley	d																							
Blakedown	d																							
Kidderminster	d																							
Hartlebury	d																							
University	d																							
Barnt Green	d																							
Bromsgrove	d																							
Droitwich Spa	d																							
Worcester Shrub Hill	a																							
Worcester Foregate Street	a																							
Malvern Link	d																							
Great Malvern	a																							
Colwall	d																							
Ledbury	a																							
Hereford	a																							

A from 14 September until 19 October B until 7 September, from 26 October

From 12 October 2013: All Chiltern Railway (CH) services arrive at their final destination up to 3 minutes later than shown

Table 71

Saturdays

25 May to 7 December

Stratford-upon-Avon, Marylebone and Leamington Spa - Birmingham - Stourbridge, Worcester and Hereford

Network Diagram - see first Page of Table 71

	LM	CH	CH	CH	LM		CH	LM	XC	XC	LM	GW	LM	LM	LM		LM	CH	XC	CH	GW	LM	LM	LM
		◇	◇						◇	◇								◇	◇	◇	◇			
Stratford-upon-Avon	d		07 57					08 26									08 55						09 16	09 26
Stratford-upon-Avon Parkway	d		08 01					08 30									08 59						09 20	09 30
Wilmcote	d							08 33														09 24		09 33
Wootton Wawan	d							08x37																09x37
Henley-in-Arden	d							08 41									09 07							09 41
Danzey	d							08x46																09x46
Wood End	d							08x50																09x50
The Lakes	d							08x52																09x52
Earlswood (West Midlands)	d							08 55																09 55
Wythall	d							08 57									09 16							09 57
Whitlocks End	d	08 35						09 00									09 19							10 00
Shirley	d	08 38						09 03									09 22							10 03
Yardley Wood	d	08 41						09 06									09 25							10 06
Hall Green	d	08 44						09 09									09 28							10 09
Spring Road	d	08 46						09 11									09 30							10 11
London Marylebone 110	⇄	07 00																						
Banbury	d	08 05						08 14		08 33	08 54													
Leamington Spa 11	a	08 22	08 28					08 33		08 49	09 10													
	d	08 23		08 30				08 34		08 50	09 12													
Warwick	d			08 34				08 38																
Warwick Parkway	d	08 29						08 42																
Hatton	d			08a42				08 47																
Lapworth	d							08 52																
Dorridge	d	08 39			08 46			08 57			09 09													09 46
Widney Manor	d				08 50						09 13													09 50
Solihull	d	08 46			08 54		09 03				09 17													09 54
Olton	d				08 57						09 20													09 57
Acocks Green	d				09 00						09 23													10 00
Tyseley	d	08 49			09 03												09 33							10 03
Small Heath	d	08 51			09 05												09 35							10 05
Bordesley	d																							
Birmingham Moor Street	d	08 55	09 00		09 09		09a17	09 18			09 29						09 39	09 48				09 58	10 02	10 09
Birmingham Snow Hill	a	08 58	09 07		09 12		09 20	09 23		09 32	09 33						09 42	09 51				10 00	10 09	10 12
	d	09 03			09 13		09 23	09 25		09 35	09 36						09 43	09 53				10 03	10 10	10 13
Jewellery Quarter	a	09 05			09 15		09 25	09 28		09 38	09 39						09 45	09 55				10 05	10 15	10 25
The Hawthorns	a	09 10			09 20		09 30	09 33		09 40	09 41						09 50	10 00				10 10	10 20	10 30
Smethwick Galton Bridge	d	09 13			09 23		09 33	09 35		09 43	09 44						09 53	10 03				10 13	10 23	10 33
Coventry	a									09 22	09 37													
Birmingham International	⇄									09 18	09 48													
Birmingham New Street 112	a																							
	d												09 49											
Langley Green	d	09 16									09 46													10 46
Rowley Regis	d	09 19			09 28		09 38				09 49			09 58	10 08									10 12
Old Hill	d	09 22									09 52													10 19
Cradley Heath	d	09 26			09 33		09 43				09 56			10 03	10 13									10 22
Lye	d	09 29									09 59													10 26
Stourbridge Junction 11	d	09 33			09 39		09a49				10 03			10 09	10a19									10 29
Hagley	d				09 42																			10 33
Blakedown	d				09 45						10 03													10 31
Kidderminster	d	09a42			09 50						10a12													10 39
Hartlebury	d																							10 42
University	d													09 55										10 45
Barnet Green	d																							10 48
Bromsgrove	d													10 10										10 50
Droitwich Spa	d				10 01									10 20	10 31									11 01
Worcester Shrub Hill 11	a																							10 46
	d																							10 49
Worcester Foregate Street 11	a				10 10																			11 10
	d																							11 11
Malvern Link	d													10 17	10 30									10 50
Great Malvern	a													10 18	10 32									10 51
	d													10 27	10 42									10 59
Colwall	d													10 32	10 44									11 02
Ledbury	a														10 45									11 07
	d														10 50									11 13
Hereford	a														10 57									11 20
	d														10 59									11 22
	a														11 19									11 39

From 12 October 2013: All Chiltern Railway (CH) services arrive at their final destination up to 3 minutes later than shown

Table 71

Saturdays

25 May to 7 December

**Stratford-upon-Avon, Marylebone and
Leamington Spa - Birmingham - Stourbridge,
Worcester and Hereford**

Network Diagram - see first Page of Table 71

	CH	XC	LM	LM	LM	CH	LM	LM	CH	XC		CH	LM	LM	CH	XC	GW	LM	LM	LM		CH	XC	
	◇	◇ ⚡				◇				◇ ⚡		◇			◇	◇ ⚡	◇					◇	◇ ⚡	
Stratford-upon-Avon	d				09 55								10 26										10 55	
Stratford-upon-Avon Parkway	d				09 59								10 30										10 59	
Wilmcote	d												10 33											
Wootton Waven	d												10x37											
Henley-in-Arden	d				10 07								10 41										11 07	
Danzey	d												10x46											
Wood End	d												10x50											
The Lakes	d												10x52											
Earlswood (West Midlands)	d												10 55											
Wythall	d				10 16								10 57										11 16	
Whitlocks End	d				10 19				10 39				11 00										11 19	
Shirley	d				10 22				10 42				11 03										11 22	
Yardley Wood	d				10 25				10 45				11 06										11 25	
Hall Green	d				10 28				10 48				11 09										11 28	
Spring Road	d				10 30				10 50				11 11										11 30	
London Marylebone 110	⊖								09 06				09 09										10 06	
Banbury	d	09 41	09 54						10 02				10 24	10 29		10 39	10 54						11 02	11 24
Leamington Spa 8	a	09 58	10 11						10 20				10 41	10 46		10 58	11 10						11 20	11 41
	d	09 59	10 12						10 21				10 42	10 47		10 59	11 12						11 21	11 42
Warwick	d	10 03											10a51			11 03								
Warwick Parkway	d	10 07							10 27							11 07							11 27	
Hatton	d												10 43											
Lapworth	d												10 48											
Dorridge	d	10 17											10 54										11 28	
Widney Manor	d					10 28							10 46	10 50									11 32	
Solihull	d	10 23				10 32	10 40						10 54	11 00									11 36	11 40
Olton	d					10 36							10 57										11 39	
Acocks Green	d					10 42							11 00										11 42	
Tyseley	d					10 33							11 03										11 33	
Small Heath	d					10 35							11 05										11 35	
Bordesley	d																							
Birmingham Moor Street	d	10 34				10 39	10 48	10a53	10 57	11 09	11a17		11 18	11 29	11 34							11 39	11 48	11a53
Birmingham Snow Hill	a	10 41				10 42	10 51		11 01	11 12			11 21	11 32	11 41							11 39	11 48	
	d					10 43	10 53		11 03	11 13			11 23	11 33								11 43	11 53	
Jewellery Quarter	d					10 45	10 55		11 05	11 15			11 25	11 35								11 45	11 55	
The Hawthorns	d					10 50	11 00		11 10	11 20			11 30	11 40								11 50	12 00	
Smethwick Galton Bridge	d					10 53	11 03		11 13	11 23			11 33	11 43								11 53	12 03	
Coventry	a		10 22													11 22								
Birmingham International	a		10 37													11 37								
Birmingham New Street 112	a		10 48								11 18					11 48								12 18
Langley Green	d			10 49																		11 49		
Rowley Regis	d					10 58	11 08		11 16							11 46								
Old Hill	d								11 19	11 28						11 38	11 49						11 58	12 08
Cradley Heath	d								11 22							11 52								
Lye	d					11 03	11 13		11 26	11 33						11 43	11 56						12 03	12 13
Stourbridge Junction 11	d					11 09	11a19		11 29	11 39						11 59							12 09	12a19
Hagley	d					11 12			11 42														12 12	
Blakedown	d					11 15			11 45														12 15	
Kidderminster	d					11 20		11a42	11 50							12a12							12 20	
Hartlebury	d																							
University	d					10 55																	11 55	
Barnet Green	d																							
Bromsgrove	d					11 10																	12 10	
Droitwich Spa	d					11 20	11 31			12 01													12 20	12 31
Worcester Shrub Hill 11	a					11 39																		
	d																12 16							
Worcester Foregate Street 11	a					11 30				12 10							12 18						12 30	12 40
	d					11 32																	12 32	
Malvern Link	d					11 42																	12 42	
Great Malvern	a					11 44																	12 44	
	d					11 45																	12 45	
Colwall	d					11 50																	12 50	
Ledbury	a					11 57																	12 57	
Hereford 11	a					12 19																	13 19	

From 12 October 2013: All Chiltern Railway (CH) services arrive at their final destination up to 3 minutes later than shown

Table 71

Saturdays

25 May to 7 December

Stratford-upon-Avon, Marylebone and Leamington Spa - Birmingham - Stourbridge, Worcester and Hereford

Network Diagram - see first Page of Table 71

	LM	GW	LM	LM	LM	CH	CH		XC	LM	LM	LM	CH	LM	GW	LM	CH		XC	CH	LM	LM	CH	XC
		◇				◇	◇		◇				◇		◇				◇	◇			◇	◇
Stratford-upon-Avon	d				11 26																		12 26	
Stratford-upon-Avon Parkway	d				11 30																		12 30	
Wilmcote	d				11 33																		12 33	
Wootton Wawan	d				11x37																		12x37	
Henley-in-Arden	d				11 41																		12 41	
Danzey	d				11x46																		12x46	
Wood End	d				11x50																		12x50	
The Lakes	d				11x52																		12x52	
Earlswood (West Midlands)	d				11 55																		12 55	
Wythall	d				11 57																		12 57	
Whitlocks End	d	11 39			12 00																		13 00	
Shirley	d	11 42			12 03																		13 03	
Yardley Wood	d	11 45			12 06																		13 06	
Hall Green	d	11 48			12 09																		13 09	
Spring Road	d	11 50			12 11																		13 11	
London Marylebone 110	⊖																							
Banbury	d						10 36																11 09	11 36
Leamington Spa 111	a						11 41																12 04	12 32
Warwick	d						11 58	12 08															12 23	12 50
Warwick Parkway	d						11 59																12 24	12 51
Hatton	d						12 03																12 32	12 59
Lapworth	d						12 07																12 37	13 02
Dorridge	d																						12 43	13 07
Widney Manor	d																						12 48	13 13
Solihull	d																						12 46	13 17
Olton	d																						12 54	13 23
Acocks Green	d																						13 00	13 20
Tyseley	d																						12 57	13 23
Small Heath	d																						13 00	13 23
Bordesley	d																						13 03	13 23
Birmingham Moor Street	d																						13 05	13 23
Birmingham Snow Hill	a	11 57			12 09	12 18	12 29	12 34															13 09	13a17
Jewellery Quarter	a	12 01			12 12	12 21	12 32	12 41															13 12	13 18
The Hawthorns	a	12 03			12 13	12 23	12 33																13 12	13 18
Smethwick Galton Bridge	d	12 05			12 15	12 25	12 35																13 15	13 23
Coventry	a	12 10			12 20	12 30	12 40																13 15	13 23
Birmingham International	a	12 13			12 23	12 33	12 43																13 13	13 23
Birmingham New Street	a																						12 22	13 22
Langley Green	d																						12 37	13 37
Rowley Regis	d																						12 48	13 37
Old Hill	d																						12 49	13 37
Cradley Heath	d																						13 16	13 46
Lye	d																						13 19	13 49
Stourbridge Junction	a	12 16			12 28	12 38	12 49																13 19	13 49
Hagley	d	12 19			12 28	12 38	12 49																13 22	13 52
Blakedown	d	12 22			12 33	12 43	12 52																13 22	13 52
Kidderminster	d	12 26			12 33	12 43	12 56																13 26	13 56
Hartlebury	d	12 29			12 39	12 49	13 03																13 26	13 56
University	d	12 33			12 39	12a49	13 03																13 29	13 59
Barnet Green	d																						13 33	14 03
Bromsgrove	d																						13 39	14 03
Droitwich Spa	d																						13 42	14 03
Worcester Shrub Hill	a																						13 45	14 03
Worcester Foregate Street	a																						13 45	14 03
Malvern Link	a																						13 45	14 03
Great Malvern	a																						13 45	14 03
Colwall	d																						13 45	14 03
Ledbury	a																						13 45	14 03
Hereford	a																						13 45	14 03

BZ Business Zone available offering greater comfort and an enhanced working environment. Supplement payable

From 12 October 2013: All Chiltern Railway (CH) services arrive at their final destination up to 3 minutes later than shown

Table 71

Saturdays

25 May to 7 December

Stratford-upon-Avon, Marylebone and Leamington Spa - Birmingham - Stourbridge, Worcester and Hereford

Network Diagram - see first Page of Table 71

	GW	LM	LM	LM	CH	XC	LM	LM	LM	LM	CH	CH	XC	LM	LM	LM	CH	LM	GW	LM	CH
	◇				◇	◇					◇	◇	◇				◇		◇		
Stratford-upon-Avon	d		12 55							13 26		13 39									
Stratford-upon-Avon Parkway	d		12 59							13 30											
Wilmcote.....	d									13 33		13 45									
Wootton Waven.....	d									13x37											
Henley-in-Arden.....	d		13 07							13 41											
Danzey.....	d									13x46											
Wood End.....	d									13x50											
The Lakes.....	d									13x52											
Earlswood (West Midlands).....	d									13 55											
Wythall.....	d		13 16							13 57											
Whitlocks End.....	d		13 19						13 39	14 00										14 19	
Shirley.....	d		13 22						13 42	14 03										14 22	
Yardley Wood.....	d		13 25						13 45	14 06										14 25	
Hall Green.....	d		13 28						13 48	14 09										14 28	
Spring Road.....	d		13 30						13 50	14 11										14 30	
London Marylebone 110	⊖				12 06							12 36								13 06	
Banbury.....	d				13 02	13 24						13 41								14 02	
Leamington Spa 12	a				13 20	13 41						13 58	14 08							14 20	
Warwick.....	d				13 21	13 42						13 59								14 12	
Warwick Parkway.....	d				13 27							14 03								14 27	
Hatton.....	d											14 07									
Lapworth.....	d																				14 43
Dorridge.....	d				13 28				13 46	14 09	14 17									14 28	
Widney Manor.....	d				13 32				13 50	14 13										14 32	
Solihull.....	d				13 36	13 40			13 54	14 17	14 23									14 36	14 40
Olton.....	d				13 39				13 57	14 20										14 39	
Acocks Green.....	d				13 42				14 00	14 23										14 42	
Tyseley.....	d		13 33						14 03											14 33	
Small Heath.....	d		13 35						14 05											14 35	
Bordesley.....	d		13 37																		15 05
Birmingham Moor Street	d		13 40		13 48	13a53			13 57	14 09	14 18	14 29	14 34							14 39	14 48
Birmingham Snow Hill	a		13 43		13 51				14 01	14 12	14 21	14 32	14 41							14a53	14 57
Jewellery Quarter.....	a		13 43		13 53				14 03	14 13	14 23	14 33								14 43	14 53
The Hawthorns.....	a		13 45		13 55				14 05	14 15	14 25	14 35								14 45	14 55
Smethwick Galton Bridge.....	d		13 50		14 00				14 10	14 20	14 30	14 40								14 50	15 00
Coventry	a		13 53		14 03				14 13	14 23	14 33	14 43								14 53	15 03
Birmingham International	a													14 22							
Birmingham New Street 12	a					14 18								14 37							
Langley Green.....	d		13 49											14 48							
Rowley Regis.....	d								14 16		14 46									14 49	
Old Hill.....	d								14 01	14 12	14 21	14 32	14 41							14 58	15 08
Cradley Heath.....	d								14 22		14 52									15 01	
Lye.....	d		14 03		14 13				14 26	14 33	14 43	14 56								15 03	15 13
Stourbridge Junction 2	d								14 29		14 59									15 29	
Hagley.....	d		14 09		14a19				14 33	14 39	14a49	15 03								15 09	15a19
Blakedown.....	d								14 42		15 03									15 33	
Kidderminster	d								14 45		15 03									15 29	
Hartlebury.....	d								14a42	14 50		15a12								15 15	15 20
University.....	d		13 55																	15a42	15 50
Barnet Green.....	d													14 55							
Bromsgrove.....	d		14 10											14 55							
Droitwich Spa.....	d		14 20		14 31					15 01				15 10						15 20	
Worcester Shrub Hill 7	a													15 31							
Worcester Foregate Street 7	a		14 15		14 46									15 39							
Malvern Link.....	d		14 17	14 30	14 48					15 10											
Great Malvern	d		14 18	14 32	14 49									15 30						15 44	16 10
Colwall.....	d		14 27	14 42	14 57									15 32						15 45	
Ledbury.....	a		14 32	14 44	15 00									15 42						15 54	
Hereford 7	a			14 45										15 44						16 00	
	d			14 50										15 45							
	a			14 57										15 50							
	d			14 59										15 57							
	a			15 19										15 59							
	d			16 17										16 17							

From 12 October 2013: All Chiltern Railway (CH) services arrive at their final destination up to 3 minutes later than shown

Table 71

Saturdays

25 May to 7 December

Stratford-upon-Avon, Marylebone and Leamington Spa - Birmingham - Stourbridge, Worcester and Hereford

Network Diagram - see first Page of Table 71

	XC	CH	LM	LM	CH	XC	GW	LM	LM	LM	CH	XC	LM	GW	LM	LM	LM	CH	CH	XC	LM	LM
	◇	◇			◇	◇	◇				◇	◇	◇	◇				◇	◇	◇		
Stratford-upon-Avon	d		14 26						14 55								15 26			15 39		15 55
Stratford-upon-Avon Parkway	d		14 30						14 59								15 30			15 42		15 59
Wilmcote.....	d		14 33														15 33			15 45		
Wootton Wawan.....	d		14x37														15x37					
Henley-in-Arden.....	d		14 41						15 07								15 41					16 07
Danzey.....	d		14x46														15x46					
Wood End.....	d		14x50														15x50					
The Lakes.....	d		14x52														15x52					
Earlwood (West Midlands).....	d		14 55														15 55					
Wythall.....	d		14 57						15 16								15 57					16 16
Whitlocks End.....	d		15 00						15 19								16 00					16 19
Shirley.....	d		15 03						15 22						15 39		16 03					16 22
Yardley Wood.....	d		15 06						15 25						15 42		16 06					16 25
Hall Green.....	d		15 09						15 28						15 45		16 09					16 28
Spring Road.....	d		15 11						15 30						15 48		16 11					16 30
London Marylebone 110	⊖		13 09		13 36						14 06								14 36			
Banbury.....	d	14 24	14 31		14 41	14 54					15 02	15 24							15 41		15 54	
Leamington Spa 12	a	14 41	14 48		14 58	15 10					15 20	15 41							15 58	16 08	16 10	
Warwick.....	d	14 42	14 49		14 59	15 12					15 21	15 42							15 59	16 12		
Warwick Parkway.....	d		14 53		15 03														16 03			
Hatton.....	d		15a00		15 07						15 27								16 07			
Lapworth.....	d																					
Dorridge.....	d			15 09	15 17						15 28						15 46		16 09	16 17		
Widney Manor.....	d			15 13							15 32						15 50		16 13			
Solihull.....	d			15 17	15 23						15 36	15 40					15 54		16 17	16 23		
Olton.....	d			15 20							15 39						15 57		16 20			
Acocks Green.....	d			15 23							15 42						16 00		16 23			
Tyseley.....	d								15 33								16 03					16 33
Small Heath.....	d								15 35								16 05					16 35
Bordesley.....	d																					
Birmingham Moor Street	d		15 18	15 29	15 34				15 39		15 48	15a53	15 57		16 09	16 18	16 29	16 34				16 39
Birmingham Snow Hill	a		15 21	15 32	15 41				15 42		15 51		16 01		16 12	16 21	16 32	16 41				16 42
Jewellery Quarter.....	a		15 23	15 33					15 43		15 53		16 03		16 13	16 23	16 33					16 43
The Hawthorns.....	a		15 25	15 35					15 45		15 55		16 05		16 15	16 25	16 35					16 45
Smethwick Galton Bridge 12	d		15 30	15 40					15 50		16 00		16 10		16 20	16 30	16 40					16 50
Coventry	a		15 33	15 43					15 53		16 03		16 13		16 23	16 33	16 43					16 53
Birmingham International	a					15 22																16 22
Birmingham New Street 12	a	15 18				15 37																16 37
Langley Green.....	d					15 48		15 49														16 48
Rowley Regis.....	d			15 46									16 16									16 49
Old Hill.....	d			15 38	15 49				15 58		16 08		16 19		16 28	16 38	16 49					16 58
Cradley Heath.....	d			15 52									16 22									
Lye.....	d			15 43	15 56				16 03		16 13		16 26		16 33	16 43	16 56					17 03
Stourbridge Junction 12	d			15 59									16 29				16 59					
Hagley.....	d			15a49	16 03				16 09		16a19		16 33		16 39	16a49	17 03					17 09
Blakedown.....	d								16 12								16 42					17 12
Kidderminster	d								16 15								16 45					17 15
Hartlebury.....	d								16 20								16 50					17 20
University.....	d																					17 25
Barnet Green.....	d								15 55													16 55
Bromsgrove.....	d								16 10													17 10
Droitwich Spa.....	d								16 20	16 31							17 01					17 20
Worcester Shrub Hill 12	a																					17 25
Worcester Foregate Street 12	a								16 15								16 41					
Malvern Link.....	d								16 17	16 30	16 40						16 44	17 10				17 29
Great Malvern	a								16 18	16 32							16 47	17 11				17 32
Colwall.....	d								16 26	16 42							16 55	17 20				17 42
Ledbury.....	a								16 32	16 44							17 00	17 23				17 45
Hereford 12	a								16 45													17 45
	d								16 50													17 50
	a								16 57													17 57
	d								16 59													18 16
	a								17 19													18 19

From 12 October 2013: All Chiltern Railway (CH) services arrive at their final destination up to 3 minutes later than shown

Table 71

Saturdays

25 May to 7 December

**Stratford-upon-Avon, Marylebone and
Leamington Spa - Birmingham - Stourbridge,
Worcester and Hereford**

Network Diagram - see first Page of Table 71

	LM	CH	LM	GW	LM		LM	CH	XC	CH	LM	LM	CH	XC	GW		LM	LM	LM	CH	XC	LM	GW	LM		
		◇		◇					◇	◇			◇	◇						◇	◇		◇			
Stratford-upon-Avon	d										16 26							16 55						17 26		
Stratford-upon-Avon Parkway	d										16 30							16 59						17 30		
Wilmcote.....	d										16 33													17 33		
Wootton Wawan.....	d										16x37													17x37		
Henley-in-Arden.....	d										16 41							17 07						17 41		
Danzey.....	d										16x46													17x46		
Wood End.....	d										16x50													17x50		
The Lakes.....	d										16x52													17x52		
Earlswood (West Midlands).....	d										16 55													17 55		
Wythall.....	d										16 57							17 16						17 57		
Whitlocks End.....	d										17 00							17 19						18 00		
Shirley.....	d			16 39							17 03							17 22						18 03		
Yardley Wood.....	d			16 42							17 06							17 25						18 06		
Hall Green.....	d			16 45							17 09							17 28						18 09		
Spring Road.....	d			16 48							17 11							17 30						18 11		
Spring Road.....	d			16 50																						
London Marylebone 110	⇄	15 06								15 09			15 36									16 06				
Banbury.....	d									16 24	16 32		16 41	16 54								17 02	17 24			
Leamington Spa 11	a	16 20								16 41	16 50		16 58	17 10								17 20	17 41			
Warwick.....	d									16 32	16 42	16 51	16 59	17 12								17 21	17 42			
Warwick Parkway.....	d									16 37	16 55		17 03													
Hatton.....	d									16 43	17a02		17 07									17 27				
Lapworth.....	d									16 48																
Dorridge.....	d	16 27								16 46	16 54		17 09	17 17								17 27		17 46		
Widney Manor.....	d	16 31								16 50			17 13									17 31		17 50		
Solihull.....	d	16 35	16 40							16 54	17 00		17 17	17 23								17 35	17 40	17 54		
Olton.....	d	16 38								16 57			17 20									17 38		17 57		
Acocks Green.....	d	16 41								17 00			17 23									17 41		18 00		
Tyseley.....	d	16 44		16 53						17 03												17 33	17 44	18 03		
Small Heath.....	d									17 05												17 35		18 05		
Bordesley.....	d																									
Birmingham Moor Street	d	16 49	16a54	16 58						17 09	17a17		17 18	17 29	17 34							17 39	17 49	17 56	18 09	18 18
Birmingham Snow Hill	a	16 51		17 01						17 12			17 21	17 32	17 41							17 42	17 51	18 03	18 12	18 21
Jewellery Quarter.....	a	16 53		17 03						17 13			17 23	17 33								17 43	17 53	18 03	18 13	18 23
The Hawthorns.....	a	16 55		17 05						17 15			17 25	17 35								17 45	17 55	18 05	18 15	18 25
Smethwick Galton Bridge.....	d	17 00		17 10						17 20			17 30	17 40								17 50	18 00	18 10	18 20	18 30
Coventry.....	a	17 03		17 13						17 23			17 33	17 43								17 53	18 03	18 13	18 23	18 33
Birmingham International	a														17 22							17 37				
Birmingham New Street 112	a														17 37							17 48				
Langley Green.....	d					17 19												17 49								
Rowley Regis.....	d			17 16									17 46										18 06		18 26	
Old Hill.....	d	17 08		17 19						17 28			17 38	17 49								17 58	18 09	18 19	18 29	18 38
Cradley Heath.....	d			17 22									17 52										18 12		18 32	
Lye.....	d	17 13		17 26						17 33			17 43	17 56								18 03	18 16	18 36	18 43	
Stourbridge Junction 11	d			17 29									17 59									18 19		18 39		
Hagley.....	d	17a19		17 33						17 39			17a49	18 03								18 10	18a23	18a43	18 49	
Blakedown.....	d									17 42			18 06									18 13			18 52	
Kidderminster	d									17 45			18 09									18 16			18 55	
Hartlebury.....	d			17a42						17 51			18a15									18 21			19 00	
University.....	d									17 56												18 26			19 05	
Barnet Green.....	d																					17 55				
Bromsgrove.....	d																					18 10				
Droitwich Spa.....	d									17 40												18 20	18 36		19 13	
Worcester Shrub Hill 11	a									17 50												18 27				
Worcester Foregate Street 11	a									17 58												18 27				
Malvern Link.....	d																					18 31			18 53	
Great Malvern	a														18 19							18 31			18 53	
Colwall.....	d														18 21							18 33	18 45		18 55	
Ledbury.....	a														18 22							18 34			18 57	
Hereford 11	a														18 30							18 44			19 05	
	d														18 36							18 46			19 09	
	d																					18 47			19 09	
	d																					18 52			19 15	
	a																					18 52			19 23	
	a																					19 00			19 23	
	a																					19 00			19 29	
	a																					19 20			19 45	

From 12 October 2013: All Chiltern Railway (CH) services arrive at their final destination up to 3 minutes later than shown

Table 71

Saturdays

25 May to 7 December

Stratford-upon-Avon, Marylebone and Leamington Spa - Birmingham - Stourbridge, Worcester and Hereford

Network Diagram - see first Page of Table 71

	LM	CH	CH	XC	LM	LM	GW	LM	CH	LM	CH	XC	CH	LM	LM	GW	GW	LM	CH	LM	XC
		◇	◇	◇			◇		◇		◇	◇	◇			◇	B		◇		◇
Stratford-upon-Avon	d		17 42		17 56					18 08				18 39							18 49
Stratford-upon-Avon Parkway	d		17 45		17 59					18 12				18 42							18 53
Wilmcote	d									18 15											18 56
Wootton Wawen	d									18x20											19x00
Henley-in-Arden	d				18 08					18 24				18 50							19 04
Danzey	d									18x29											19x08
Wood End	d									18x33											19x12
The Lakes	d									18x35											19x14
Earlswood (West Midlands)	d									18 38											19 17
Wythall	d				18 17					18 40				18 59							19 19
Whitlocks End	d				18 19					18 43				19 02							19 22
Shirley	d				18 22					18 46				19 05							19 25
Yardley Wood	d				18 25					18 49				19 08							19 28
Hall Green	d				18 28					18 52				19 11							19 31
Spring Road	d				18 30					18 54				19 13							19 33
London Marylebone	a		16 36						17 06				17 09								17 36
Banbury	d		17 41		17 54				18 03				18 24	18 32							18 41
Leamington Spa	a		17 58	18 07	18 10				18 22				18 41	18 50							18 58
	d		17 59		18 12				18 23				18 32	18 42	18 51						18 59
Warwick	d		18 03							18 37				18 55							19 03
Warwick Parkway	d		18 07						18 29												19 07
Hatton	d									18 43				19a02							
Lapworth	d									18 48											
Dorridge	d	18 09	18 17				18 28			18 54									19 01	19 17	
Widney Manor	d	18 13					18 32												19 05		
Solihull	d	18 17	18 23				18 36	18 43		19 00									19 09	19 23	
Olton	d	18 20					18 39												19 12		
Acocks Green	d	18 23					18 42												19 15		
Tyseley	d				18 33		18 45		18 57										19 18		19 36
Small Heath	d				18 35		18 47		18 59										19 20		19 39
Bordesley	d																				
Birmingham Moor Street	d	18 29	18a35		18 39		18 51	18 56	19 03	19a14				19 20					19 24	19a35	19 43
Birmingham Snow Hill	a	18 32			18 42		18 54	19 04	19 07					19 22					19 27		19 46
	d	18 33					18 58												19 28		
Jewellery Quarter	a	18 35					19 00												19 30		
The Hawthorns	d	18 40					19 05												19 35		
Smethwick Galton Bridge	d	18 43					19 08												19 38		
Coventry	a				18 22																19 22
Birmingham International	a				18 37																19 37
Birmingham New Street	a				18 48								19 18								19 48
	d					18 49								19 19							
Langley Green	d	18 46					19 11												19 41		
Rowley Regis	d	18 49					19 14												19 44		
Old Hill	d	18 52					19 17												19 47		
Cradley Heath	d	18 56					19 21												19 51		
Lye	d	18 59					19 24												19 54		
Stourbridge Junction	d	19 03					19 28												19 58		
Hagley	d	19 06					19 31												20 01		
Blakedown	d	19 09					19 35												20 04		
Kidderminster	d	19a15					19 42												20 09		
Hartlebury	d																				
University	d					18 55									19 25						
Bart Green	d						19 10								19 40						
Bromsgrove	d						19 20	19 54							19 50						
Droitwich Spa	d						19 27	20 03											20 20		
Worcester Shrub Hill	a						19 35	19 42											20 20	20 20	
	d						19 37	19 45											20 22	20 22	
Worcester Foregate Street	a						19 38												20 25	20 25	
	d						19 48												20 25	20 25	
Malvern Link	d						19 50												20 09	20 34	20 34
Great Malvern	a																		20 11	20 40	20 40
	d																		20 25		
Colwall	d																		20 30		
Ledbury	a																		20 38		
	d																		20 39		
Hereford	a																		21 02		

A until 7 September
B from 14 September

BZ Business Zone available offering greater comfort and an enhanced working environment. Supplement payable

From 12 October 2013: All Chiltern Railway (CH) services arrive at their final destination up to 3 minutes later than shown

Table 71

Saturdays

25 May to 7 December

Stratford-upon-Avon, Marylebone and Leamington Spa - Birmingham - Stourbridge, Worcester and Hereford

Network Diagram - see first Page of Table 71

	GW	LM	CH	XC	LM	CH	XC		CH	LM	LM	CH	LM	XC	CH	CH	XC		GW	LM	CH	XC	LM	CH
	◇	◇	◇	◇	◇	◇	◇		◇	◇	◇	◇	◇	◇	◇	◇	◇		◇	◇	◇	◇	◇	◇
	12		BZ	12			12							12			12		12		12	12	12	12
Stratford-upon-Avon	d				19 26				19 38					20 26									21 26	21 36
Stratford-upon-Avon Parkway	d				19 30				19 41					20 30									21 30	
Wilmcote	d				19 33				19 45					20 33									21 33	
Wootton Wawan	d				19x37									20x37										
Henley-in-Arden	d				19 41									20 41									21 40	
Danzey	d				19x45									20x45										
Wood End	d				19x49									20x49									21x45	
The Lakes	d				19x51									20x51									21x48	
Earlswood (West Midlands)	d				19 54									20 54									21 50	
Wythall	d				19 56									20 56									21 53	
Whitlocks End	d				19 59									20 59									21 55	
Shirley	d				20 02									21 02									21 58	
Yardley Wood	d				20 05									21 05									22 01	
Hall Green	d				20 08									21 08									22 04	
Spring Road	d				20 10									21 10									22 06	
London Marylebone 110	⊖			18 06		18 36							19 06		19 09	19 36						20 00		
Banbury	d			19 03	19 24	19 41	19 54						20 02	20 29	20 34	20 43	20 54					21 05	21 25	
Leamington Spa 13	a			19 22	19 41	19 58	20 10	20 17					20 20	20 45	20 52	21 00	21 10					21 22	21 44	22 04
	d			19 23	19 42	19 59	20 12						20 21	20 46	20 53	21 00	21 12					21 23	21 45	
Warwick	d					20 03									20 57	21 05						21 27		
Warwick Parkway	d			19 29		20 07							20 27		21 08							21 32		
Hatton	d					20 12									21a04									
Lapworth	d					20 18																		
Dorridge	d			19 28		20 23							20 28			21 18						21 28	21 42	
Widney Manor	d			19 32		20 32							20 32									21 32		
Solihull	d			19 36	19 43	20 29							20 36	20 40		21 24						21 36	21 48	
Olton	d			19 39		20 39							20 39									21 39		
Acocks Green	d			19 42		20 42							20 42									21 42		
Tyseley	d			19 45		20 45							20 45									21 45		22 09
Small Heath	d			19 47		20 47							20 47									21 47		22 11
Bordesley	d					20 40																		
Birmingham Moor Street	d			19 51	19 56	20 16	20 40						20 51	20 59	21 16		21a35					21 51	21 58	22 15
Birmingham Snow Hill	a			19 54	20 04	20 19	20 47						20 54	21 06	21 19							21 54	22 05	22 18
	d			19 55		20 20							20 55	21 20								21 55		22 20
Jewellery Quarter	a			19 57		20 22							20 57	21 22								21 57		22 22
The Hawthorns	a			20 02		20 27							21 02	21 27								22 02		22 27
Smethwick Galton Bridge	d			20 05		20 30							21 05	21 30								22 05		22 30
Coventry	a					20 22											21 22						21 55	
Birmingham International	a					20 37										21 37							22 10	
Birmingham New Street 112	a				20 18		20 48							21 15		21 48							22 21	
	d							20 59																
Langley Green	d			20 08		20 33							21 08	21 33								22 08		22 33
Rowley Regis	d			20 11		20 36							21 11	21 36								22 11		22 36
Old Hill	d			20 14		20 39							21 14	21 39								22 14		22 39
Cradley Heath	d			20 18		20 43							21 18	21 43								22 18		22 43
Lye	d			20 21		20 46							21 21	21 46								22 21		22 46
Stourbridge Junction 11	d			20 25		20a50							21 25	21a50								22 25		22a50
Hagley	d			20 28									21 28									22 28		
Blakedown	d			20 31									21 31									22 31		
Kidderminster	d			20 36									21 36									22 36		
Hartlebury	d																							
University	d							21 05																
Barnet Green	d																							
Bromsgrove	d												21 20											
Droitwich Spa	d			20 47									21 30	21 47								22 47		
Worcester Shrub Hill 11	a			20 55									21 37	21 55								22 55		
	d			20 46	20 59								21 47									22 04	23 00	
Worcester Foregate Street 11	a			20 49	21 01								21 49									22 06	23 02	
	d			20 50	21 02								21 50									22 08	23 03	
Malvern Link	d			20 59	21 11								21 59									22 16	23 11	
Great Malvern	a			21 02	21 14								22 01									22 22	23 14	
	d			21 03									22 02											
Colwall	d			21 09									22 07											
Ledbury	a			21 16									22 14											
	d			21 18									22 15											
Hereford 11	a			21 35									22 35											

BZ Business Zone available offering greater comfort and an enhanced working environment. Supplement payable

From 12 October 2013: All Chiltern Railway (CH) services arrive at their final destination up to 3 minutes later than shown

Table 71

Sundays

19 May to 1 December

Stratford-upon-Avon, Marylebone and Leamington Spa - Birmingham - Stourbridge, Worcester and Hereford

Network Diagram - see first Page of Table 71

	LM	LM	GW	LM	LM	CH	XC	CH	LM		CH	XC	CH	GW	GW	LM	LM	CH	LM		GW	LM	CH	XC
			◇			◇	◇	◇			◇	◇	◇	◇	◇				◇			◇	◇	◇
							⚡					⚡		A	B						⚡		⚡	
Stratford-upon-Avon	d				09 30			09 58								10 30						11 30		
Stratford-upon-Avon Parkway	d				09 33			10 02								10 33						11 33		
Wilmcote	d				09 36			10 05								10 36						11 36		
Wootton Wawen	d																							
Henley-in-Arden	d				09 43											10 43						11 43		
Danzey	d																							
Wood End	d																							
The Lakes	d				09x49											10x49						11x49		
Earlswood (West Midlands)	d																							
Wythall	d				09 53											10 53						11 53		
Whitlocks End	d				09 56											10 56						11 56		
Shirley	d				09 59											10 59						11 59		
Yardley Wood	d				10 02											11 02						12 02		
Hall Green	d				10 05											11 05						12 05		
Spring Road	d				10 07											11 07						12 07		
London Marylebone	↔						08 15				09 00		09 36						10 00				10 33	
Banbury	d						09 28	09 54			10 11	10 54	11 01						11 11				11 29	11 54
Leamington Spa	↔						09 46	10 11	10 27		10 28	11 11	11 20						11 28				11 46	12 11
Warwick	d						09 46	10 12			10 28	11 12	11 20						11 28				11 47	12 12
Warwick Parkway	d						09 51				10 33	11 12	11 25						11 33					
Hatton	d						09 54				10 36								11 36				11 53	
Lapworth	d						10 00					11a32							11 42					
Dorridge	d						10 06												11 48					
Widney Manor	d						10 11		10 25		10 47							11 25	11 53				12 03	
Solihull	d						10 16		10 29		10 53							11 29				11 32	11 58	
Olton	d								10 32		10 53							11 32	11 58				12 09	
Acocks Green	d								10 36									11 36						
Tyseley	d								10 38									11 38						
Small Heath	d				10 10											11 10						12 10		
Bordesley	d																							
Birmingham Moor Street	d	09 26			10 17	10 25			10 45		11 03					11 17	11 45	12 07				12 17	12a25	
Birmingham Snow Hill	↔	09 28			10 19	10 32			10 47		11 10					11 19	11 47	12 14				12 19		
Jewellery Quarter	↔	09 30			10 20				10 48							11 20	11 48					12 20		
The Hawthorns	↔	09 32			10 22				10 51							11 22	11 51					12 22		
Smethwick Galton Bridge	↔	09 37			10 27				10 55							11 27	11 55					12 27		
Coventry	a	09 39			10 29				10 58							11 29	11 58					12 29		
Birmingham International	↔						10 22					11 22											12 22	
Birmingham New Street	↔						10 38					11 38											12 38	
Langley Green	d				09 58														11 58				12 50	
Rowley Regis	d	09 44			10 34				11 01							12 01								
Old Hill	d								11 04							11 34	12 04					12 34		
Cradley Heath	d	09 49			10 39				11 07							12 07								
Lye	d								11 10							11 39	12 10					12 39		
Stourbridge Junction	↔	09 54			10 45				11 13							12 13								
Hagley	d	09 58			10 48				11a17							11 45	12a17					12 45		
Blakedown	d															11 49						12 48		
Kidderminster	d	10 04			10 55											11 52						12 51		
Hartlebury	d															11 57						12 56		
University	d				10 04														12 04					
Bart Green	d																							
Bromsgrove	d				10 20																	12 22		
Droitwich Spa	d	10 16			10 30	11 08										12 08						12 33		
Worcester Shrub Hill	↔	10 23			10 37	11 16										12 16						13 08		
Worcester Foregate Street	↔	09 05	10 27	10 32	10 52	11 32								12 07	12 07						12 48	13 09		
Malvern Link	d	09 07	10 29	10 34	10 54	11 34								12 09	12 09						12 50	13 12	13 16	
Great Malvern	↔	09 08	10 30	10 38	10 55	11 35								12 10	12 10						12 51	13 14		
Colwall	d	09 17	10 38	10 47	11 04	11 43								12 19	12 19						13 00	13 23		
Ledbury	a	09 19	10 41	10 50	11 06	11 46								12 22	12 22						13 02	13 26		
	d	09 20			11 07									12 26	12 26						13 03	13 27		
	d	09 25			11 12									12 32	12 32						13 08	13 33		
	a	09 31			11 19									12 39	12 39						13 15	13 41		
	d	09 32			11 20									12 42	12 42						13 16	13 49		
Hereford	↔	09 47			11 38									12 58	12 59						13 33	14 07		

A until 20 October

B from 27 October

From 06 October 2013: All Chiltern Railway (CH) services arrive at their final destination up to 3 minutes later than shown

LATE NOTICE ALTERATION: planned engineering work for the period 23 June to 28 July has now been cancelled, please check train times before travelling

Table 71

Sundays

19 May to 1 December

Stratford-upon-Avon, Marylebone and Leamington Spa - Birmingham - Stourbridge, Worcester and Hereford

Network Diagram - see first Page of Table 71

	CH	LM	CH	LM	CH		XC	CH	LM	CH	LM	XC	XC	GW	LM		CH	XC	CH	LM	CH	XC	LM	CH
	◇		◇		◇		◇	◇		◇		◇	◇	◇			◇	◇	◇		◇	◇		◇
							⚡					⚡	⚡	⚡			⚡	⚡	⚡		⚡	⚡		◇
Stratford-upon-Avon	d	11 58		12 30											13 30				13 58					14 30
Stratford-upon-Avon Parkway	d	12 02		12 33											13 33				14 02					14 33
Wilmcote	d	12 05		12 36											13 36				14 05					14 36
Wootton Wawen	d																							14 43
Henley-in-Arden	d			12 43											13 43									14 43
Danzey	d																							
Wood End	d																							
The Lakes	d			12x49											13x49									14x49
Earlswood (West Midlands)	d																							
Wythall	d			12 53											13 53									14 53
Whitlocks End	d			12 56											13 56									14 56
Shirley	d			12 59											13 59									14 59
Yardley Wood	d			13 02											14 02									15 02
Hall Green	d			13 05											14 05									15 05
Spring Road	d			13 07											14 07									15 07
London Marylebone	⇌		11 00		11 33			11 36		12 00							12 33				13 00			13 33
Banbury	d		12 11		12 29		12 54	13 01		13 11		13 21	13 35				13 42	13 54			14 11	14 24		14 31
Leamington Spa	a	12 27		12 28		12 46	13 11	13 20		13 28		13 36	13 50				14 00	14 11	14 27		14 28	14 40		14 48
	d			12 28		12 47	13 12	13 20		13 28		13 38	13 52				14 01	14 12			14 28	14 42		14 49
Warwick	d			12 33				13 25		13 33											14 33			
Warwick Parkway	d			12 36		12 53				13 36							14 07				14 36			14 55
Hatton	d						13a32			13 42														
Lapworth	d									13 48														
Dorridge	d	12 25	12 47		13 03			13 25	13 53								14 17			14 25	14 47			15 05
Widney Manor	d	12 29						13 29												14 29				
Solihull	d	12 32	12 53		13 09			13 32	13 58								14 23			14 32	14 53			15 11
Olton	d	12 36						13 36												14 36				
Acocks Green	d	12 38						13 38												14 38				
Tyseley	d			13 10											14 10									15 10
Small Heath	d																							
Bordesley	d																							
Birmingham Moor Street	a	12 45	13 02	13 17	13a25			13 45	14 07							14 17	14a38			14 45	15 02		15 17	15a26
Birmingham Snow Hill	a	12 47	13 09	13 19				13 48	14 14							14 19				14 47	15 09		15 19	
	d	12 48		13 20				13 48								14 20				14 48				15 20
Jewellery Quarter	a	12 51		13 22				13 51								14 22				14 51				15 22
The Hawthorns	a	12 55		13 27				13 55								14 27				14 55				15 27
Smethwick Galton Bridge	a	12 58		13 29				13 58								14 29				14 58				15 29
Coventry	a						13 22											14 22						
Birmingham International	⇌						13 27											14 37						
Birmingham New Street	a						13 48					14 05	14 19					14 48				15 09		
Langley Green	d	13 01						14 01												15 01				
Rowley Regis	d	13 04		13 34				14 04							14 34					15 04				15 34
Old Hill	d	13 07						14 07												15 07				
Cradley Heath	d	13 10		13 39				14 10							14 39					15 10				15 39
Lye	d	13 13						14 13												15 13				
Stourbridge Junction	a	13a17		13 45				14a18							14 45					15a17				15 45
Hagley	d			13 49											14 48									15 48
Blakedown	d														14 51									
Kidderminster	d			13 55											14 56									15 54
Hartlebury	d																							
University	d									14 04														
Barnet Green	d																							
Bromsgrove	d									14 18														
Droitwich Spa	d			14 07						14 29					15 08									16 06
Worcester Shrub Hill	a									14 37														
	d									14 50					15 09									
Worcester Foregate Street	a			14 15						14 53				15 09	15 16									16 14
	d									14 53				15 14										
Malvern Link	d									15 02				15 23										
Great Malvern	a									15 05				15 26										
	d									15 06				15 27										
Colwall	d									15 12				15 33										
Ledbury	a									15 19				15 41										
	d									15 19				15 49										
Hereford	a									15 37				16 05										

A until 16 June

B from 4 August

From 06 October 2013: All Chiltern Railway (CH) services arrive at their final destination up to 3 minutes later than shown

LATE NOTICE ALTERATION: planned engineering work for the period 23 June to 28 July has now been cancelled, please check train times before travelling

Table 71

Sundays

19 May to 1 December

Stratford-upon-Avon, Marylebone and Leamington Spa - Birmingham - Stourbridge, Worcester and Hereford

Network Diagram - see first Page of Table 71

	XC	XC	CH	LM	CH	LM	XC	GW	LM	CH		XC	XC	LM	GW	LM	CH	CH	XC	GW		LM	CH
	◇ A	◇ B	◇		◇		◇ A	◇ B		◇		◇ B	◇ A		◇ A		◇	◇	◇ A	◇ B			◇
Stratford-upon-Avon	d								15 30									15 58					16 30
Stratford-upon-Avon Parkway	d								15 33									16 02					16 33
Wilmcote.....	d								15 36									16 05					16 36
Wootton Wawen	d																						
Henley-in-Arden.....	d								15 43														16 43
Danzey.....	d																						16x47
Wood End.....	d																						
The Lakes.....	d								15x49														16x51
Earlswood (West Midlands).....	d																						
Wythall.....	d								15 53														16 55
Whitlocks End.....	d								15 56														16 57
Shirley.....	d								15 59														17 00
Yardley Wood.....	d								16 02														17 03
Hall Green.....	d								16 05														17 06
Spring Road.....	d								16 07														17 08
London Marylebone	⇄			13 36		14 00				14 33								15 00					15 33
Banbury.....	d	14 54		14 54	15 01	15 11		15 25		15 31		15 54	15 54					16 09		16 25			16 31
Leamington Spa	a	15 11		15 11	15 20	15 28		15 41		15 48		16 11	16 11					16 26	16 27	16 41			16 48
Warwick.....	d	15 12		15 12	15 20	15 28		15 43		15 49		16 12	16 12					16 26		16 43			16 49
Warwick Parkway.....	d				15 25	15 33												16 31					16 55
Hatton.....	d				15a32	15 36				15 55								16 34					
Lapworth.....	d									16 00													
Dorridge.....	d					15 25	15 47			16 10				16 25				16 45					17 05
Widney Manor.....	d					15 29								16 29									
Solihull.....	d					15 32	15 53			16 17				16 32				16 51					17 11
Olton.....	d					15 36								16 36									
Acocks Green.....	d					15 38								16 38									
Tyseley.....	d								16 10														17 11
Small Heath.....	d																						
Bordesley.....	d																						
Birmingham Moor Street	a				15 45	16 02			16 17	16a31				16 45		17 02	17 05					17 17	17a26
Birmingham Snow Hill	a				15 48	16 09			16 19					16 48		17 04	17 13					17 20	
Jewellery Quarter.....	a				15 48				16 20					16 48		17 05						17 21	
The Hawthorns.....	a				15 51				16 22					16 51								17 24	
Smethwick Galton Bridge.....	a				15 55				16 27					16 55								17 28	
Coventry	a	15 22		15 22								16 22	16 22										
Birmingham International	a	15 37		15 35								16 35	16 37										
Birmingham New Street	a	15 48		15 48			16 12					16 48	16 49						17 12				
Langley Green.....	d				16 01		15 58							17 01									
Rowley Regis.....	d				16 04				16 34					17 04									17 35
Old Hill.....	d				16 07									17 07									
Cradley Heath.....	d				16 10				16 39					17 10									17 40
Lye.....	d				16 13									17 13									
Stourbridge Junction	d				16a18				16 45					17a18		17 23							17 46
Hagley.....	d								16 48							17 26							17 50
Blakedown.....	d																						
Kidderminster	d								16 54							17 32							17 56
Hartlebury.....	d																						
University.....	d					16 04																	
Barnet Green.....	d					16 18																	
Bromsgrove.....	d					16 28																	
Droitwich Spa.....	d					16 36			17 06							17 44							18 08
Worcester Shrub Hill	a					16 39		17 09							17 13						18 08		
Worcester Foregate Street	a					16 42		17 12	17 14					17 15							18 10		18 16
Malvern Link.....	d					16 42		17 13						17 17									
Great Malvern	a					16 51		17 23						17 26									
Colwall.....	d					16 54		17 26						17 30									
Ledbury.....	a					17 03		17 27						17 30									
Hereford	a					17 09		17 33						17 36									
	a					17 16		17 41						17 44									
	a					17 34		17 58						18 02									

A from 4 August until 8 September

B until 16 June, from 15 September

From 06 October 2013: All Chiltern Railway (CH) services arrive at their final destination up to 3 minutes later than shown

LATE NOTICE ALTERATION: planned engineering work for the period 23 June to 28 July has now been cancelled, please check train times before travelling

Table 71

Sundays

19 May to 1 December

Stratford-upon-Avon, Marylebone and Leamington Spa - Birmingham - Stourbridge, Worcester and Hereford

Network Diagram - see first Page of Table 71

	XC A	XC B	CH	LM	CH	LM	XC	GW	LM	CH	XC	CH	CH	LM	XC	GW	LM	CH	XC	XC	CH	CH	
	⬇	⬇	⬇		⬇		⬇	⬇		⬇	⬇	⬇	⬇		⬇	⬇		⬇	⬇	⬇	⬇		
	A	B					A				A				B			A	B	A	B		
Stratford-upon-Avon	d								17 30														
Stratford-upon-Avon Parkway	d								17 33														
Wilmcote	d								17 36														
Wootton Wawen	d																						
Henley-in-Arden	d								17 43														
Danzey	d																						
Wood End	d																						
The Lakes	d								17x49														
Earlswood (West Midlands)	d																						
Wythall	d								17 53														
Whitlocks End	d								17 56														
Shirley	d								17 59														
Yardley Wood	d								18 02														
Hall Green	d								18 05														
Spring Road	d								18 07														
London Marylebone	d		15 36		16 00		17 25			16 33		17 06								17 33		17 36	18 06
Banbury	d	16 54	16 54	17 01	17 11		17 28		17 31	17 54		18 11		18 25						18 31	18 54	19 01	19 11
Leamington Spa	a	17 11	17 11	17 20	17 28		17 41		17 48	18 11	18 27	18 28		18 41						18 49	19 11	19 20	19 28
Warwick	d	17 12	17 12	17 20	17 28		17 43		17 49	18 12		18 28		18 43						18 50	19 12	19 20	19 28
Warwick Parkway	d			17 25	17 33							18 33										19 25	19 33
Hatton	d				17 36				17 55			18 36									18 56		19 36
Lapworth	d			17a32					18 00													19a32	
Dorridge	d				17 25	17 47			18 10			18 47											19 47
Widney Manor	d				17 29							18 51											19 51
Solihull	d				17 32	17 53			18 17			18 56											19 56
Olton	d				17 36																		
Acocks Green	d				17 38																		
Tyseley	d								18 10														
Small Heath	d																						
Bordesley	d																						
Birmingham Moor Street	a				17 45	18 02			18 17	18a31		19 05								19 15	19a29		20 05
Birmingham Snow Hill	a				17 48	18 09			18 19			19 12								19 18			20 12
Jewellery Quarter	a				17 48				18 20											19 20			
The Hawthorns	a				17 51				18 22											19 22			
Smethwick Galton Bridge	a				17 55				18 27											19 27			
Coventry	a				17 58				18 29											19 29			
Birmingham International	a	17 22	17 22								18 22										19 22	19 22	
Birmingham New Street	a	17 35	17 37				18 09				18 35										19 37	19 37	
Langley Green	d	17 48	17 49								18 48			18 58							19 48	19 49	
Rowley Regis	d				18 01																		
Old Hill	d				18 04				18 34												19 34		
Cradley Heath	d				18 07																		
Lye	d				18 10				18 39												19 39		
Stourbridge Junction	d				18 13																		
Hagley	d				18a19				18 45												19 45		
Blakedown	d								18 49												19 48		
Kidderminster	d								18 52														
Hartlebury	d								18 57												19 55		
University	d					18 04								19 04									
Barnet Green	d					18 18								19 18									
Bromsgrove	d					18 28								19 28									
Droitwich Spa	d					18 36			19 08					19 28							20 08		
Worcester Shrub Hill	a					18 39			19 16					19 36							20 16		
Worcester Foregate Street	a					18 42		19 10						19 40		20 12							
Malvern Link	d					18 42		19 13						19 42		20 17							
Great Malvern	a					18 51		19 14								20 17							
Colwall	d					18 54		19 23								20 26							
Ledbury	a					18 59		19 27								20 33							
Hereford	a					19 04										20 39							
						19 11										20 46							
						19 12										20 48							
						19 30										21 05							

A until 16 June, from 15 September

B from 4 August until 8 September

From 06 October 2013: All Chiltern Railway (CH) services arrive at their final destination up to 3 minutes later than shown

LATE NOTICE ALTERATION: planned engineering work for the period 23 June to 28 July has now been cancelled, please check train times before travelling

Table 71

Sundays

19 May to 1 December

Stratford-upon-Avon, Marylebone and Leamington Spa - Birmingham - Stourbridge, Worcester and Hereford

Network Diagram - see first Page of Table 71

	LM	XC	LM	CH	XC	CH	CH	LM	XC	CH	XC	GW	GW	LM	CH	LM	XC	CH	XC	LM	CH	XC	CH
	◇	◇		◇	◇	◇	◇	◇	◇	◇	◇	◇	◇	◇	◇	◇	◇	◇	◇	◇	◇	◇	◇
	⚡			⚡	⚡			⚡	⚡			A	B										
Stratford-upon-Avon	d		19 30			19 58																	
Stratford-upon-Avon Parkway	d		19 33			20 02																	
Wilmcote.....	d		19 36			20 05																	
Wootton Wawen	d																						
Henley-in-Arden.....	d		19 43																				
Danzey.....	d																						
Wood End.....	d																						
The Lakes.....	d		19x49																				
Earlswood (West Midlands).....	d																						
Wythall.....	d		19 53																				
Whitlocks End.....	d		19 56																				
Shirley.....	d		19 59																				
Yardley Wood.....	d		20 02																				
Hall Green.....	d		20 05																				
Spring Road.....	d		20 07																				
London Marylebone	d				18 33		19 06		19 33					20 00			20 33			21 00			22 00
Banbury.....	d	19 25		19 31	19 54	20 11	20 28	20 25	20 31	20 54				21 11		21 24	21 44	21 54		22 11	22 24	22 55	
Leamington Spa	a	19 41		19 49	20 11	20 27	20 28	20 41	20 48	21 11				21 28		21 41	22 01	22 11		22 28	22 40	23 12	
Warwick.....	d	19 43		19 50	20 12	20 28	20 28	20 43	20 49	21 12				21 28		21 42	22 01	22 12		22 28	22 42	23 13	
Warwick Parkway.....	d					20 33	20 33							21 33						22 33	22 42	23 17	
Hatton.....	d			19 56		20 36	20 36		20 55					21 36			22 07			22 36	22 42	23 21	
Lapworth.....	d					20 41	20 41													22 42	22 48		
Dorridge.....	d					20 47	20 47													22 48	22 53	23 31	
Widney Manor.....	d			20 07		20 52	20 52		21 05					21 47			22 17			22 53	23 01	23 37	
Solihull.....	d					20 56	20 56		21 11					21 51						22 57	23 01	23 37	
Olton.....	d			20 14		21 01	21 01							21 56			22 23			23 01	23 37		
Acocks Green.....	d																						
Tyseley.....	d		20 10																				
Small Heath.....	d																						
Bordesley.....	d																						
Birmingham Moor Street	d		20 15		20a29		21 11		21a25					21 38	22 05		22a37			22 52	23 10	23 47	
Birmingham Snow Hill	a		20 18				21 18							21 40	22 12					22 54	23 17	23 54	
Jewellery Quarter.....	d		20 20											21 45						22 55			
The Hawthorns.....	d		20 22											21 47						22 57			
Smethwick Galton Bridge.....	d		20 27											21 52						23 02			
Coventry	a	19 53				20 22		20 53		21 22						21 52		22 22				22 52	
Birmingham International	a	20 03				20 35		21 03		21 35						22 02		22 32				23 02	
Birmingham New Street	a	20 15				20 48		21 15		21 48						22 14		22 42				23 13	
Langley Green.....	d	19 58					20 58									22 05							
Rowley Regis.....	d																						
Old Hill.....	d		20 34											21 59							23 09		
Cradley Heath.....	d		20 39											22 03							23 14		
Lye.....	d																						
Stourbridge Junction	d		20 45											22 09							23 19		
Hagley.....	d		20 49											22 12							23 23		
Blakedown.....	d																						
Kidderminster	d		20 57											22 18							23 29		
Hartlebury.....	d																						
University.....	d	20 04					21 04																
Bart Green.....	d																				22 11		
Bromsgrove.....	d	20 18					21 18														22 25		
Droitwich Spa.....	d	20 33		21 09			21 29							22 30							22 35		
Worcester Shrub Hill	a	20 41		21 16			21 37							22 37							23 40		
Worcester Foregate Street.....	a	20 58		21 22			21 40					22 11	22 11	22 37							23 48		
Malvern Link.....	d	21 00		21 24			21 43					22 14	22 14										
Great Malvern.....	a			21 25			21 43					22 15	22 15										
Colwall.....	d			21 34			21 52					22 24	22 24										
Ledbury.....	a			21 37			21 55					22 27	22 28										
Hereford.....	a						21 58																
	d						22 04																
	a						22 11																
	d						22 11																
	a						22 29																

A until 16 June
B from 4 August

BZ Business Zone available offering greater comfort and an enhanced working environment. Supplement payable

From 06 October 2013: All Chiltern Railway (CH) services arrive at their final destination up to 3 minutes later than shown

LATE NOTICE ALTERATION: planned engineering work for the period 23 June to 28 July has now been cancelled, please check train times before travelling