





Table 177

Mondays to Fridays

16 May to 9 December

**London Bridge-New Cross Gate,Brockley,  
Honor Oak Park, Forest Hill, Sydenham, Crystal  
Palace, Penge West, Anerley-Norwood Junction  
and Croydon**

Network Diagram - see first page of Table 173

	LO	LO	SN A	LO	LO	SN B	LO	LO	SN A	LO	LO	SN B		LO	LO	SN A	LO	LO	SN B	LO	LO	SN A	LO
London Bridge	⊖	d	11 59			12 14			12 29			12 44				14 59			15 14			15 29	
Highbury & Islington	d	11 27	11 34		11 42	11 49		11 57	12 04		12 12	12 19		14 27	14 34		14 42	14 49		14 57	15 04		15 12
Canonbury	d	11 29	11 36		11 44	11 51		11 59	12 06		12 14	12 21		14 29	14 36		14 44	14 51		14 59	15 06		15 14
Dalston Junction	d	11 32	11 39		11 47	11 54		12 02	12 09		12 17	12 24		14 32	14 39		14 47	14 54		15 02	15 09		15 17
Haggerston	d	11 33	11 40		11 48	11 55		12 03	12 10		12 18	12 25		14 33	14 40		14 48	14 55		15 03	15 10		15 18
Hoxton	d	11 35	11 42		11 50	11 57		12 05	12 12		12 20	12 27		14 35	14 42		14 50	14 57		15 05	15 12		15 20
Shoreditch High Street	d	11 38	11 45		11 53	12 00		12 08	12 15		12 23	12 30		14 38	14 45		14 53	15 00		15 08	15 15		15 23
Whitechapel	d	11 40	11 47		11 55	12 02		12 10	12 17		12 25	12 32		14 40	14 47		14 55	15 02		15 10	15 17		15 25
Shadwell	d	11 42	11 49		11 57	12 04		12 12	12 19		12 27	12 34		14 42	14 49		14 57	15 04		15 12	15 19		15 27
Wapping	d	11 44	11 51		11 59	12 06		12 14	12 21		12 29	12 36		14 44	14 51		14 59	15 06		15 14	15 21		15 29
Rotherhithe	d	11 46	11 53		12 01	12 08		12 16	12 23		12 31	12 38		14 46	14 53		15 01	15 08		15 16	15 23		15 31
Canada Water	d	11 48	11 55		12 03	12 10		12 18	12 25		12 33	12 40		14 48	14 55		15 03	15 10		15 18	15 25		15 33
Surrey Quays	d	11 49	11 56		12 04	12 11		12 19	12 26		12 34	12 41		14 49	14 56		15 04	15 11		15 19	15 26		15 34
New Cross Gate	d	11 54	12 01	12 05	12 09	12 16	12 20	12 24	12 31	12 35	12 39	12 46	12 50	14 54	15 01	15 05	15 09	15 16	15 20	15 24	15 31	15 35	15 39
Brockley	d	11 56	12 03	12 07	12 11	12 18	12 22	12 26	12 33	12 37	12 41	12 48	12 52	14 56	15 03	15 07	15 11	15 18	15 22	15 26	15 33	15 37	15 41
Honor Oak Park	d	11 59	12 06	12 10	12 14	12 21	12 25	12 29	12 36	12 40	12 44	12 51	12 55	14 59	15 06	15 10	15 14	15 21	15 25	15 29	15 36	15 40	15 44
Forest Hill	d	12 02	12 09	12 13	12 17	12 24	12 28	12 32	12 39	12 43	12 47	12 54	12 58	15 02	15 09	15 13	15 17	15 24	15 28	15 32	15 39	15 43	15 47
Sydenham	d	12 04	12 11	12 15	12 19	12 26	12 30	12 34	12 41	12 45	12 49	12 56	13 00	15 04	15 11	15 15	15 19	15 26	15 30	15 34	15 41	15 45	15 49
Crystal Palace	a		12 17		12 32	12 34		12 47			13 02	13 04			15 17		15 32	15 34		15 47			
Penge West	d	12 07		12 18	12 22		12 37		12 48	12 52				15 07		15 18	15 22		15 37		15 48	15 52	
Anerley	d	12 09		12 20	12 24		12 39		12 50	12 54				15 09		15 20	15 24		15 39		15 50	15 54	
Norwood Junction	a	12 12		12 23	12 27		12 42		12 53	12 57				15 12		15 23	15 27		15 42		15 53	15 57	
Norwood Junction	d	12 12		12 28		12 42		12 58		13 04				15 12		15 28		15 42		15 58		16 04	
West Croydon	a	12 19		12 34		12 49		13 04						15 19		15 34		15 49		16 04			
Norwood Junction	d			12 24				12 54								15 24				15 54			
East Croydon	a			12 29				12 59								15 29				15 59			
Purley	a			12 38				13 08								15 38				16 08			

and at the same minutes past each hour until

A To Caterham

B To London Victoria

For fast trains between London Bridge and New Cross Gate to Norwood Jn & East Croydon, refer to Table 175

For full service between Highbury & Islington and Surrey Quays, refer to Table 178

For Sutton connections at West Croydon, refer to Table 172

Table 177

Mondays to Fridays

16 May to 9 December

London Bridge-New Cross Gate,Brockley,  
Honor Oak Park, Forest Hill, Sydenham, Crystal  
Palace, Penge West, Anerley-Norwood Junction  
and Croydon

Network Diagram - see first page of Table 173

Table with 20 columns and 47 rows showing train times from London Bridge to various stations including Highbury & Islington, Canonbury, Dalston Junction, Haggerston, Hoxton, Shoreditch High Street, Whitechapel, Shadwell, Wapping, Rotherhithe, Canada Water, Surrey Quays, New Cross Gate, Brockley, Honor Oak Park, Forest Hill, Sydenham, Crystal Palace, Penge West, Anerley, Norwood Junction, West Croydon, and Purley.

Table with 20 columns and 47 rows showing train times from London Bridge to various stations including Highbury & Islington, Canonbury, Dalston Junction, Haggerston, Hoxton, Shoreditch High Street, Whitechapel, Shadwell, Wapping, Rotherhithe, Canada Water, Surrey Quays, New Cross Gate, Brockley, Honor Oak Park, Forest Hill, Sydenham, Crystal Palace, Penge West, Anerley, Norwood Junction, West Croydon, and Purley.

A To London Victoria

B To Caterham

For fast trains between London Bridge and New Cross Gate to Norwood Jn & East Croydon, refer to Table 175

For full service between Highbury & Islington and Surrey Quays, refer to Table 178

For Sutton connections at West Croydon, refer to Table 172





Table 177

Saturdays

21 May to 10 December

London Bridge-New Cross Gate, Brockley, Honor Oak Park, Forest Hill, Sydenham, Crystal Palace, Penge West, Anerley-Norwood Junction and Croydon

Network Diagram - see first page of Table 173

Table with columns for stations and times. Stations listed include London Bridge, Highbury & Islington, Canonbury, Dalston Junction, Haggerston, Hoxton, Shoreditch High Street, Whitechapel, Shadwell, Wapping, Rotherhithe, Canada Water, Surrey Quays, New Cross Gate, Brockley, Honor Oak Park, Forest Hill, Sydenham, Crystal Palace, Penge West, Anerley, Norwood Junction, West Croydon, East Croydon, and Purley. Columns represent different train services with alphanumeric codes and corresponding times.

A To London Victoria

B To Caterham

For fast trains between London Bridge and New Cross Gate to Norwood Jn & East Croydon, refer to Table 175
For full service between Highbury & Islington and Surrey Quays, refer to Table 178
For Sutton connections at West Croydon, refer to Table 172








Table 177

**Saturdays**

21 May to 10 December

**London Bridge-New Cross Gate,Brockley,  
Honor Oak Park, Forest Hill, Sydenham, Crystal  
Palace, Penge West, Anerley-Norwood Junction  
and Croydon**

Network Diagram - see first page of Table 173

	LO	LO	SN A	LO	LO	SN B	LO	LO	SN A	LO	LO	SN B		LO	LO	SN A	LO	LO	SN B	LO	LO	SN A	LO
London Bridge 	⊖	d	17 59			18 14			18 29			18 44				21 59			22 14			22 29	
Highbury & Islington	d	17 27	17 34		17 42	17 49		17 57	18 04		18 12	18 19		21 27	21 34		21 42	21 49		21 57	22 04		22 12
Canonbury	d	17 29	17 36		17 44	17 51		17 59	18 06		18 14	18 21		21 29	21 36		21 44	21 51		21 59	22 06		22 14
Dalston Junction	d	17 32	17 39		17 47	17 54		18 02	18 09		18 17	18 24		21 32	21 39		21 47	21 54		22 02	22 09		22 17
Haggerston	d	17 33	17 40		17 48	17 55		18 03	18 10		18 18	18 25		21 33	21 40		21 48	21 55		22 03	22 10		22 18
Hoxton	d	17 35	17 42		17 50	17 57		18 05	18 12		18 20	18 27		21 35	21 42		21 50	21 57		22 05	22 12		22 20
Shoreditch High Street	d	17 38	17 45		17 53	18 00		18 08	18 15		18 23	18 30		21 38	21 45		21 53	22 00		22 08	22 15		22 23
Whitechapel	d	17 40	17 47		17 55	18 02		18 10	18 17		18 25	18 32		21 40	21 47		21 55	22 02		22 10	22 17		22 25
Shadwell	d	17 42	17 49		17 57	18 04		18 12	18 19		18 27	18 34		21 42	21 49		21 57	22 04		22 12	22 19		22 27
Wapping	d	17 44	17 51		17 59	18 06		18 14	18 21		18 29	18 36		21 44	21 51		21 59	22 06		22 14	22 21		22 29
Rotherhithe	d	17 46	17 53		18 01	18 08		18 16	18 23		18 31	18 38		21 46	21 53		22 01	22 08		22 16	22 23		22 31
Canada Water	d	17 48	17 55		18 03	18 10		18 18	18 25		18 33	18 40		21 48	21 55		22 03	22 10		22 18	22 25		22 33
Surrey Quays	d	17 49	17 56		18 04	18 11		18 19	18 26		18 34	18 41		21 49	21 56		22 04	22 11		22 19	22 26		22 34
New Cross Gate 	d	17 54	18 01	18 05	18 09	18 16	18 20	18 24	18 31	18 35	18 39	18 46	18 50	21 54	22 01	22 05	22 09	22 16	22 20	22 24	22 31	22 35	22 39
Brockley 	d	17 56	18 03	18 07	18 11	18 18	18 22	18 26	18 33	18 37	18 41	18 48	18 52	21 56	22 03	22 07	22 11	22 18	22 22	22 26	22 33	22 37	22 41
Honor Oak Park	d	17 59	18 06	18 10	18 14	18 21	18 25	18 29	18 36	18 40	18 44	18 51	18 55	21 59	22 06	22 10	22 14	22 21	22 25	22 29	22 36	22 40	22 44
Forest Hill 	d	18 02	18 09	18 13	18 17	18 24	18 28	18 32	18 39	18 43	18 47	18 54	18 58	22 02	22 09	22 13	22 17	22 24	22 28	22 32	22 39	22 43	22 47
Sydenham	d	18 04	18 11	18 15	18 19	18 26	18 30	18 34	18 41	18 45	18 49	18 56	19 00	22 04	22 11	22 15	22 19	22 26	22 30	22 34	22 41	22 45	22 49
Crystal Palace 	a		18 17			18 32	18 34		18 47			19 02	19 04		22 17			22 32	22 34		22 47		
Penge West	d	18 07		18 18	18 22			18 37		18 48	18 52			22 07		22 18	22 22			22 37		22 48	22 52
Anerley	d	18 09		18 20	18 24			18 39		18 50	18 54			22 09		22 20	22 24			22 39		22 50	22 54
Norwood Junction 	a	18 12		18 23	18 27			18 42		18 53	18 57			22 12		22 23	22 27			22 42		22 53	22 57
Norwood Junction	d	18 12		18 28				18 42		18 58				22 12		22 28				22 42			22 58
West Croydon 	a	18 17		18 35				18 47		19 05				22 17		22 35				22 47			23 05
Norwood Junction	d			18 24						18 54						22 24						22 54	
East Croydon	a			18 29						18 59						22 29						22 59	
Purley	a			18 38						19 08						22 38						23 08	

A To Caterham

B To London Victoria

For fast trains between London Bridge and New Cross Gate to Norwood Jn & East Croydon, refer to Table 175

For full service between Highbury & Islington and Surrey Quays, refer to Table 178

For Sutton connections at West Croydon, refer to Table 172



**Table 177**

**Sundays**

15 May to 4 December

**London Bridge-New Cross Gate,Brockley,  
Honor Oak Park, Forest Hill, Sydenham, Crystal  
Palace, Penge West, Anerley-Norwood Junction  
and Croydon**

Network Diagram - see first page of Table 173

	SN A	SN B	LO C	LO C	SN D		SN E	LO	LO	SN E	LO	SN	LO	SN E	LO		SN	LO	SN E	LO	SN	LO	SN E	LO		
London Bridge	⊖ d				00 06		00 36			07 24		07 39		07 55			08 09		08 24		08 39		08 54			
Highbury & Islington .	d								06 51					07 21					07 51		08 07		08 21		08 37	
Canonbury .	d								06 53					07 23					07 53		08 09		08 23		08 39	
Dalston Junction .	d								06 56		07 12			07 26		07 42			07 56		08 12		08 26		08 42	
Haggerston .	d								06 57		07 13			07 27		07 43			07 57		08 13		08 27		08 43	
Hoxton .	d								06 59		07 15			07 29		07 45			07 59		08 15		08 29		08 45	
Shoreditch High Street .	d								07 02		07 18			07 32		07 48			08 02		08 18		08 32		08 48	
Whitechapel .	d								07 04		07 20			07 34		07 50			08 04		08 20		08 34		08 50	
Shadwell .	d								07 06		07 22			07 36		07 52			08 06		08 22		08 36		08 52	
Wapping .	d								07 08		07 24			07 38		07 54			08 08		08 24		08 38		08 54	
Rotherhithe .	d								07 10		07 26			07 40		07 56			08 10		08 26		08 40		08 56	
Canada Water .	d								07 12		07 28			07 42		07 58			08 12		08 28		08 42		08 58	
Surrey Quays .	d			00 01					07 13		07 29			07 43		07 59			08 13		08 29		08 43		08 59	
				00 03																						
New Cross Gate	d			00 06	00 12		00 42	07 04	07 18	07 30	07 34	07 45	07 48	08 01	08 04		08 15	08 18	08 30	08 34	08 45	08 48	09 00	09 04		
Brockley .	d			00 09	00 14		00 44	07 06	07 20	07 32	07 36	07 47	07 50	08 03	08 06		08 17	08 20	08 32	08 36	08 47	08 50	09 02	09 06		
Honor Oak Park .	d			00 02	00 17		00 47	07 09	07 23	07 35	07 39	07 50	07 53	08 06	08 09		08 20	08 23	08 35	08 39	08 50	08 53	09 05	09 09		
Forest Hill	d			00 05	00 20		00 50	07 12	07 26	07 38	07 42	07 53	07 56	08 09	08 12		08 23	08 26	08 38	08 42	08 53	08 56	09 08	09 12		
Sydenham .	d			00 02	00 22		00 52	07 14	07 28	07 40	07 44	07 55	07 58	08 11	08 14		08 25	08 28	08 40	08 44	08 55	08 58	09 10	09 14		
Crystal Palace	a			00 06	00 22				07 34					08 04					08 34				09 04			
Penge West .	d	00 02		00 10	00 25		00 55	07 17		07 43	07 47			08 14	08 17					08 43	08 47			09 13	09 17	
Anerley .	d	00 04		00 12	00 27		00 57	07 19		07 45	07 49			08 16	08 19					08 45	08 49			09 15	09 19	
Norwood Junction	a	00 08		00 15	00 30		01 00	07 22		07 50	07 52	08 00		08 19	08 22				08 30		08 48	08 52	09 00		09 18	09 22
Norwood Junction .	d			00 15				07 22			07 52	08 01			08 22				08 31			08 52	09 02		09 22	
West Croydon	a			00 22				07 29			07 58	08 10			08 29				08 40			08 59	09 10		09 29	
Norwood Junction .	d	00 08			00 32		01 04			07 53				08 22							08 52			09 19		
East Croydon .	a	00 12			00 38		01 08			07 58				08 26							08 57			09 23		
Purley .	a	00 21			00 47					08 08				08 36							09 07			09 33		

A From London Bridge to Caterham C From Highbury and Islington EIL E To Tattenham Corner  
 B From London Bridge to London Victoria D To Caterham

For fast trains between London Bridge and New Cross Gate to Norwood Jn & East Croydon, refer to Table 175

For full service between Highbury & Islington and Surrey Quays, refer to Table 178

For Sutton connections at West Croydon, refer to Table 172



Table 177

**Sundays**

15 May to 4 December

**London Bridge-New Cross Gate,Brockley,  
Honor Oak Park, Forest Hill, Sydenham, Crystal  
Palace, Penge West, Anerley-Norwood Junction  
and Croydon**

Network Diagram - see first page of Table 173

		SN A	LO	LO	SN A	LO	SN	LO	LO	SN B	LO																													
London Bridge	d	22 24			22 54		23 09			23 39																														
Highbury & Islington	d		22 13			22 43		22 53		23 13		23 23																												
Canonbury	d		22 15			22 45		22 55		23 15		23 25																												
Dalston Junction	d		22 18	22 28		22 48		22 58		23 18		23 28																												
Haggerston	d		22 19	22 29		22 49		22 59		23 19		23 29																												
Hoxton	d		22 21	22 31		22 51		23 01		23 21		23 31																												
Shoreditch High Street	d		22 24	22 34		22 54		23 04		23 24		23 34																												
Whitechapel	d		22 26	22 36		22 56		23 06		23 26		23 36																												
Shadwell	d		22 28	22 38		22 58		23 08		23 28		23 38																												
Wapping	d		22 30	22 40		23 00		23 10		23 30		23 40																												
Rotherhithe	d		22 32	22 42		23 02		23 12		23 32		23 42																												
Canada Water	d		22 34	22 44		23 04		23 14		23 34		23 44																												
Surrey Quays	d		22 35	22 45		23 05		23 15		23 35		23 45																												
New Cross Gate	d	22 30	22 40	22 50	23 00	23 10	23 15	23 20		23 40	23 45	23 50																												
Brockley	d	22 32	22 42	22 52	23 02	23 12	23 17	23 22		23 42	23 47	23 52																												
Honor Oak Park	d	22 35	22 45	22 55	23 05	23 15	23 20	23 25		23 45	23 50	23 55																												
Forest Hill	d	22 38	22 48	22 58	23 08	23 18	23 23	23 28		23 48	23 53	23 58																												
Sydenham	d	22 40	22 50	23 00	23 10	23 20	23 25	23 30		23 50	23 55	00 01																												
Crystal Palace	a		22 56			23 26				23 56																														
Penge West	d	22 43		23 03	23 13		23 28	23 33			23 58	00 03																												
Anerley	d	22 45		23 05	23 15		23 30	23 35			23 59	00 05																												
Norwood Junction	a	22 48		23 08	23 18		23 33	23 38			00 03	00 08																												
Norwood Junction	d			23 08				23 38				00 08																												
West Croydon	a			23 14				23 44				00 14																												
Norwood Junction	d	22 49			23 19			23 33			00 03																													
East Croydon	a	22 53			23 23			23 38			00 08																													
Purley	a	23 03			23 33						00 18																													

A To Tattenham Corner

B To Caterham

For fast trains between London Bridge and New Cross Gate to Norwood Jn & East Croydon, refer to Table 175

For full service between Highbury & Islington and Surrey Quays, refer to Table 178

For Sutton connections at West Croydon, refer to Table 172

Table 177R

Mondays to Fridays

16 May to 9 December

Croydon and Norwood Junction-Anerley, Penge West, Crystal Palace, Sydenham, Forest Hill, Honor Oak Park, Brockley, New Cross Gate-London Bridge

Network Diagram - see first page of Table 173

Table with columns for Miles and various station names (Purley, East Croydon, Norwood Junction, West Croydon, Norwood Junction, Anerley, Penge West, Crystal Palace, Sydenham, Forest Hill, Honor Oak Park, Brockley, New Cross Gate, Surrey Quays, Canada Water, Rotherhithe, Wapping, Shadwell, Whitechapel, Shoreditch High Street, Hoxton, Haggerston, Dalston Junction, Canonbury, Highbury & Islington, London Bridge) and rows of numerical data representing travel times.

Detailed network diagram table with columns for station names and rows of numerical data representing travel times between stations.

A From West Croydon C From Crystal Palace E From Caterham
B From London Victoria D From Epsom F From Streatham Hill

For fast trains between London Bridge and New Cross Gate to Norwood Jn & East Croydon, refer to Table 175

For full service between Highbury & Islington and Surrey Quays, refer to Table 178

For Sutton connections at West Croydon, refer to Table 172

**Table 177R**

**Mondays to Fridays**

**16 May to 9 December**

**Croydon and Norwood Junction-Anerley, Penge West, Crystal Palace, Sydenham, Forest Hill, Honor Oak Park, Brockley, New Cross Gate-London Bridge**

Network Diagram - see first page of Table 173

	LO	LO	LO	SN	LO	SN A	LO	SN B	LO	LO	LO	LO	LO	LO	LO	LO	LO	LO	
Purley	d																09 22		
East Croydon	d																09 31		
Norwood Junction	a																09 35		
West Croydon	d	08 20			08 33				08 50					09 03			09 24	09 33	09 50
Norwood Junction	a	08 24			08 38				08 54					09 09			09 24	09 38	09 54
Norwood Junction	d		08 24	08 35	08 39				08 54					09 05	09 09		09 24	09 35	09 39
Anerley	d		08 27	08 38	08 42				08 57					09 08	09 12		09 27	09 38	09 42
Penge West	d		08 29	08 40	08 44				08 59					09 10	09 14		09 29	09 40	09 44
Crystal Palace	d	08 21		08 36			08 46	08 51	08 55		09 06			09 15	09 21		09 36		09 46
Sydenham	d	08 24	08 32	08 39	08 42	08 46	08 49	08 54	08 58	09 02	09 09			09 12	09 16	09 19	09 24	09 32	09 39
Forest Hill	d	08 27	08 34	08 42	08 45	08 49	08 52	08 57	09 01	09 04	09 12			09 15	09 19	09 22	09 27	09 34	09 42
Honor Oak Park	d	08 29	08 37	08 44	08 47	08 51	08 54	08 59	09 03	09 07	09 14			09 17	09 21	09 24	09 29	09 37	09 44
Brockley	d	08 32	08 39	08 47	08 50	08 54	08 57	09 02	09 06	09 09	09 17			09 20	09 24	09 27	09 32	09 39	09 47
New Cross Gate	d	08 34	08 42	08 49	08 52	08 56	09 00	09 04	09 10	09 12	09 19			09 23	09 26	09 30	09 34	09 42	09 49
Surrey Quays	d	08 38	08 45	08 53		09 00		09 08		09 15	09 23			09 30		09 38	09 45	09 53	
Canada Water	d	08 40	08 47	08 55		09 02		09 10		09 17	09 25			09 32		09 40	09 47	09 55	
Rotherhithe	d	08 41	08 49	08 56		09 03		09 11		09 19	09 26			09 33		09 41	09 49	09 56	
Wapping	d	08 43	08 50	08 58		09 05		09 13		09 20	09 28			09 35		09 43	09 50	09 58	
Shadwell	d	08 45	08 52	09 00		09 07		09 15		09 22	09 30			09 37		09 45	09 52	10 00	
Whitechapel	d	08 47	08 55	09 02		09 09		09 17		09 25	09 32			09 39		09 47	09 55	10 02	
Shoreditch High Street	d	08 49	08 57	09 04		09 11		09 19		09 27	09 34			09 41		09 49	09 57	10 04	
Hoxton	d	08 51	08 59	09 06		09 14		09 21		09 29	09 36			09 44		09 51	09 59	10 06	
Haggerston	d	08 53	09 01	09 08		09 16		09 23		09 31	09 38			09 46		09 53	10 01	10 08	
Dalston Junction	a	08 55	09 03	09 11		09 18		09 25		09 34	09 40			09 48		09 55	10 03	10 10	
Canonbury	a	08 58	09 06	09 13		09 21		09 28		09 36	09 43			09 51		09 58	10 06	10 13	
Highbury & Islington	a	09 06	09 12	09 19		09 24		09 34		09 40	09 49			09 54		10 04	10 10	10 19	
London Bridge	a			09 02		09 10		09 22						09 39		09 43			10 03

	LO	SN C	LO	SN B	LO	LO	LO	LO	LO	SN C	LO	SN B	LO	LO	LO	LO	LO	LO	LO	SN C	LO	SN B	
Purley	d	09 52								10 22										11 22			
East Croydon	d	10 01								10 31										11 01			
Norwood Junction	a	10 05								10 35										11 05			
West Croydon	d		10 03			10 20				10 33			10 50			11 03				11 20			11 33
Norwood Junction	a		10 08			10 24				10 38			10 54			11 08				11 24			11 38
Norwood Junction	d		10 05	10 09		10 24				10 35	10 39					11 05	11 09			11 24			11 35
Anerley	d		10 08	10 12		10 27				10 38	10 42					11 08	11 12			11 27			11 38
Penge West	d		10 10	10 14		10 29				10 40	10 44					11 10	11 14			11 29			11 40
Crystal Palace	d	10 06		10 16	10 21	10 36				10 46	10 51		11 06			11 16			11 21			11 36	11 46
Sydenham	d	10 09	10 13	10 16	10 19	10 24	10 32	10 39		10 43	10 46	10 49	10 54	11 02	11 09	11 12	11 16	11 19		11 24	11 32	11 39	11 42
Forest Hill	d	10 12	10 15	10 19	10 22	10 27	10 34	10 42		10 45	10 49	10 52	10 57	11 04	11 12	11 15	11 19	11 22		11 27	11 34	11 42	11 49
Honor Oak Park	d	10 14	10 18	10 21	10 24	10 29	10 37	10 44		10 48	10 51	10 54	10 59	11 07	11 14	11 17	11 21	11 24		11 29	11 37	11 44	11 51
Brockley	d	10 17	10 20	10 24	10 27	10 32	10 39	10 47		10 50	10 54	10 57	11 02	11 09	11 17	11 20	11 24	11 27		11 32	11 39	11 47	11 50
New Cross Gate	d	10 19	10 23	10 26	10 29	10 34	10 42	10 49		10 53	10 56	10 59	11 04	11 12	11 19	11 22	11 26	11 29		11 34	11 42	11 49	11 52
Surrey Quays	d	10 23	10 30		10 38	10 45	10 53			11 00		11 08	11 15	11 23		11 30			11 38	11 45	11 53		12 00
Canada Water	d	10 25	10 32		10 40	10 47	10 55			11 02		11 10	11 17	11 25		11 32			11 40	11 47	11 55		12 02
Rotherhithe	d	10 26	10 33		10 41	10 49	10 56			11 03		11 11	11 19	11 26		11 33			11 41	11 49	11 56		12 03
Wapping	d	10 28	10 35		10 43	10 50	10 58			11 05		11 13	11 20	11 28		11 35			11 43	11 50	11 58		12 05
Shadwell	d	10 30	10 37		10 45	10 52	11 00			11 07		11 15	11 22	11 30		11 37			11 45	11 52	12 00		12 07
Whitechapel	d	10 32	10 39		10 47	10 55	11 02			11 09		11 17	11 25	11 32		11 39			11 47	11 55	12 02		12 09
Shoreditch High Street	d	10 34	10 41		10 49	10 57	11 04			11 11		11 19	11 27	11 34		11 41			11 49	11 57	12 04		12 11
Hoxton	d	10 36	10 44		10 51	10 59	11 06			11 14		11 21	11 29	11 36		11 44			11 51	11 59	12 06		12 14
Haggerston	d	10 38	10 46		10 53	11 01	11 08			11 16		11 23	11 31	11 38		11 46			11 53	12 01	12 08		12 16
Dalston Junction	a	10 40	10 48		10 55	11 03	11 10			11 18		11 25	11 33	11 40		11 48			11 55	12 03	12 10		12 18
Canonbury	a	10 43	10 51		10 58	11 06	11 13			11 21		11 28	11 36	11 43		11 51			11 58	12 06	12 13		12 21
Highbury & Islington	a	10 49	10 54		11 04	11 10	11 19			11 24		11 34	11 40	11 49		11 54			12 04	12 10	12 19		12 24
London Bridge	a	10 33		10 39						11 03		11 09				11 32						12 02	12 09

A From Streatham Hill

B From London Victoria

C From Caterham

For fast trains between London Bridge and New Cross Gate to Norwood Jn & East Croydon, refer to Table 175

For full service between Highbury & Islington and Surrey Quays, refer to Table 178

For Sutton connections at West Croydon, refer to Table 172



Table 177R

Mondays to Fridays

16 May to 9 December

Croydon and Norwood Junction-Anerley, Penge West, Crystal Palace, Sydenham, Forest Hill, Honor Oak Park, Brockley, New Cross Gate-London Bridge

Network Diagram - see first page of Table 173

Table with 23 columns (LO, SN A, LO, SN B, LO, LO, LO, LO, SN A, LO, SN B, LO, LO, LO, SN A, LO, SN B, LO, LO, SN C, LO, SN B) and 50 rows listing stations and their corresponding train times.

Table with 19 columns (LO, LO, LO, SN C, LO, SN B, LO, LO, LO, LO, SN, LO, SN B, LO, LO, LO, SN C, LO, SN B, LO, LO, LO) and 50 rows listing stations and their corresponding train times.

A From Caterham B From London Victoria C From Tattenham Corner

For fast trains between London Bridge and New Cross Gate to Norwood Jn & East Croydon, refer to Table 175

For full service between Highbury & Islington and Surrey Quays, refer to Table 178

For Sutton connections at West Croydon, refer to Table 172

Table 177R

Mondays to Fridays

16 May to 9 December

Croydon and Norwood Junction-Anerley, Penge West, Crystal Palace, Sydenham, Forest Hill, Honor Oak Park, Brockley, New Cross Gate-London Bridge

Network Diagram - see first page of Table 173

Table with 24 columns (SN A, LO, SN B, LO, LO, LO, LO, SN A, LO, SN B, LO, LO, LO, SN A, LO, SN B, LO, LO, LO, SN A, LO, LO, SN B) and 39 rows listing stations such as Purley, East Croydon, Norwood Junction, West Croydon, Norwood Junction, Anerley, Penge West, Crystal Palace, Sydenham, Forest Hill, Honor Oak Park, Brockley, New Cross Gate, Surrey Quays, Canada Water, Rotherhithe, Wapping, Shadwell, Whitechapel, Shoreditch High Street, Hoxton, Haggerston, Dalston Junction, Canonbury, Highbury & Islington, and London Bridge.

Table with 24 columns (LO, LO, SN A, LO, SN B, LO, LO, LO, SN A, LO, SN B, LO, LO, LO, SN A, LO, SN B, LO, LO, LO, LO, SN A) and 39 rows listing the same stations as the previous table, providing a second set of time data.

A From Caterham

B From London Victoria

For fast trains between London Bridge and New Cross Gate to Norwood Jn & East Croydon, refer to Table 175

For full service between Highbury & Islington and Surrey Quays, refer to Table 178

For Sutton connections at West Croydon, refer to Table 172



**Table 177R**

**Mondays to Fridays**

16 May to 9 December

**Croydon and Norwood Junction-Anerley, Penge West, Crystal Palace, Sydenham, Forest Hill, Honor Oak Park, Brockley, New Cross Gate-London Bridge**

Network Diagram - see first page of Table 173

	LO	SN A	LO	LO	LO	SN B	LO	SN A	LO	LO	LO	SN A	LO	
Purley	d					22 53								
East Croydon	d					23 02								
Norwood Junction <b>2</b>	a					23 06								
West Croydon <b>4</b>	d	22 33			22 50		23 03			23 20				
Norwood Junction	a	22 38			22 54		23 09			23 24				
Norwood Junction	d	22 39			22 54		23 06	23 09		23 24				
Anerley	d	22 42			22 57		23 09	23 12		23 27				
Penge West	d	22 44			22 59		23 11	23 14		23 29				
<b>Crystal Palace</b> <b>4</b>	d	22 48	22 51			23 06			23 18	23 21		23 36	23 48	
Sydenham	d	22 46	22 51	22 54		23 02	23 09	23 14	23 16	23 21	23 24	23 32	23 39	23 51
Forest Hill <b>4</b>	d	22 49	22 54	22 57		23 04	23 12	23 16	23 19	23 24	23 27	23 34	23 42	23 54
Honor Oak Park	d	22 51	22 56	22 59		23 07	23 14	23 19	23 21	23 26	23 29	23 37	23 44	23 56
Brockley	d	22 54	22 59	23 02		23 09	23 17	23 21	23 24	23 29	23 32	23 39	23 47	23 59
New Cross Gate	d	22 56	23 01	23 04		23 12	23 19	23 24	23 26	23 31	23 34	23 42	23 49	00 01
Surrey Quays	d	23 00		23 08		23 15	23 23		23 30	23 38	23 45	23 53		00 08
Canada Water	d	23 02		23 10		23 17	23 25		23 32	23 40	23 47	23 55		00 10
Rotherhithe	d	23 03		23 11		23 19	23 26		23 33	23 41	23 49	23 56		00 11
Wapping	d	23 05		23 13		23 20	23 28		23 35	23 43	23 50	23 58		00 13
Shadwell	d	23 07		23 15		23 22	23 30		23 37	23 45	23 52	23 59		00 15
Whitechapel	d	23 09		23 17		23 25	23 32		23 39	23 47	23 55	00 02		00 17
Shoreditch High Street	d	23 11		23 19		23 27	23 34		23 41	23 49	23 57	00 04		00 19
Hoxton	d	23 14		23 21		23 29	23 36		23 44	23 51	23 59	00 06		00 21
Haggerston	d	23 16		23 23		23 31	23 38		23 46	23 53	00 01	00 08		00 23
Dalston Junction	a	23 18		23 25		23 33	23 40		23 49	23 55	00 03	00 10		00 25
Canonbury	a	23 21		23 28		23 36	23 43		23 51	23 58	00 06	00 13		00 28
Highbury & Islington	a	23 24		23 34		23 42	23 49		23 54	00 04	00 10	00 19		00 34
London Bridge <b>4</b>	a	23 12				23 34		23 41				00 14		

**Saturdays**

21 May to 10 December

	LO C	SN A	LO D	LO D	SN A	LO	LO	LO	LO	LO	LO	LO	LO	LO	SN B	LO	SN	LO	LO	LO	SN B	LO	
Purley	d														06 22								06 52
East Croydon	d														06 31		06 42						07 01
Norwood Junction <b>2</b>	a														06 35		06 46						07 05
West Croydon <b>4</b>	d					05 35		05 50		06 03		06 20			06 33				06 50				07 03
Norwood Junction	a					05 39		05 55		06 09		06 24			06 38				06 54				07 08
Norwood Junction	d					05 39		05 55		06 09		06 24			06 35	06 39	06 47		06 54				07 05
Anerley	d					05 42		05 58		06 12		06 27			06 38	06 42			06 57				07 08
Penge West	d					05 44		06 00		06 14		06 29			06 40	06 44			06 59				07 10
<b>Crystal Palace</b> <b>4</b>	d					00 21	05 36		05 51		06 06		06 21		06 36			06 51					07 06
Sydenham	d					00 24	05 39	05 47	05 54	06 02		06 09	06 16	06 24	06 32	06 39	06 43	06 46	06 51	06 54			07 02
Forest Hill <b>4</b>	d					00 27	05 42	05 49	05 57	06 05		06 12	06 19	06 27	06 34	06 42	06 45	06 49	06 54	06 57			07 04
Honor Oak Park	d					00 29	05 44	05 52	05 59	06 07		06 14	06 21	06 29	06 37	06 44	06 48	06 51	06 56	06 59			07 07
Brockley	d					00 32	05 47	05 54	06 02	06 10		06 17	06 24	06 32	06 39	06 47	06 50	06 54	06 59	07 02			07 09
New Cross Gate	d		00 01			00 04	00 34	05 49	05 57	06 04	06 12		06 19	06 26	06 34	06 42	06 49	06 54	06 56	07 01	07 04		07 12
Surrey Quays	d			00 08		05 53	05 59	06 06	06 15	06 23	06 30	06 38	06 45	06 53		07 00		07 08					07 15
Canada Water	d			00 10		05 55	06 02	06 10	06 17	06 25	06 32	06 40	06 47	06 55		07 02		07 10					07 17
Rotherhithe	d			00 11		05 56	06 03	06 11	06 19	06 26	06 34	06 41	06 49	06 56		07 03		07 11					07 19
Wapping	d			00 13		05 58	06 05	06 13	06 20	06 28	06 35	06 43	06 50	06 58		07 05		07 13					07 20
Shadwell	d			00 15		06 00	06 07	06 15	06 22	06 30	06 37	06 45	06 52	07 00		07 07		07 15					07 22
Whitechapel	d			00 02	00 17	06 02	06 10	06 17	06 25	06 32	06 39	06 47	06 55	07 02		07 09		07 17					07 25
Shoreditch High Street	d			00 04	00 19	06 04	06 11	06 19	06 27	06 34	06 41	06 49	06 57	07 04		07 11		07 19					07 27
Hoxton	d			00 06	00 21	06 06	06 14	06 21	06 29	06 36	06 43	06 51	06 59	07 06		07 13		07 21					07 29
Haggerston	d	00 01		00 08	00 23	06 08	06 16	06 23	06 31	06 38	06 45	06 53	07 01	07 08		07 15		07 23					07 31
Dalston Junction	a	00 03		00 10	00 25	06 10	06 19	06 25	06 33	06 40	06 48	06 55	07 04	07 10		07 17		07 25					07 33
Canonbury	a	00 06		00 13	00 28	06 13	06 21	06 28	06 36	06 43	06 50	06 58	07 06	07 13		07 20		07 28					07 36
Highbury & Islington	a	00 10		00 19	00 34	06 19	06 25	06 34	06 40	06 49	06 53	07 04	07 10	07 19		07 23		07 34					07 40
London Bridge <b>4</b>	a	00 14			00 45											07 05		07 11					07 35

- A From London Victoria
- B From Caterham

- C From West Croydon
- D From Crystal Palace

For fast trains between London Bridge and New Cross Gate to Norwood Jn & East Croydon, refer to Table 175

For full service between Highbury & Islington and Surrey Quays, refer to Table 178

For Sutton connections at West Croydon, refer to Table 172

Table 177R

Saturdays

21 May to 10 December

Croydon and Norwood Junction-Anerley, Penge West, Crystal Palace, Sydenham, Forest Hill, Honor Oak Park, Brockley, New Cross Gate-London Bridge

Network Diagram - see first page of Table 173

Table with columns for SN A, LO, SN B, SN C and rows for stations including Purley, East Croydon, Norwood Junction, West Croydon, Anerley, Penge West, Crystal Palace, Sydenham, Forest Hill, Honor Oak Park, Brockley, New Cross Gate, Surrey Quays, Canada Water, Rotherhithe, Wapping, Shadwell, Whitechapel, Shoreditch High Street, Hoxton, Haggerston, Dalston Junction, Canonbury, Highbury & Islington, and London Bridge.

Table with columns for LO, SN B, SN C and rows for stations including Purley, East Croydon, Norwood Junction, West Croydon, Norwood Junction, Anerley, Penge West, Crystal Palace, Sydenham, Forest Hill, Honor Oak Park, Brockley, New Cross Gate, Surrey Quays, Canada Water, Rotherhithe, Wapping, Shadwell, Whitechapel, Shoreditch High Street, Hoxton, Haggerston, Dalston Junction, Canonbury, Highbury & Islington, and London Bridge.

A From Sutton (Surrey)

B From Caterham

C From London Victoria

For fast trains between London Bridge and New Cross Gate to Norwood Jn & East Croydon, refer to Table 175

For full service between Highbury & Islington and Surrey Quays, refer to Table 178

For Sutton connections at West Croydon, refer to Table 172

Table 177R

Saturdays

21 May to 10 December

Croydon and Norwood Junction-Anerley, Penge West, Crystal Palace, Sydenham, Forest Hill, Honor Oak Park, Brockley, New Cross Gate-London Bridge

Network Diagram - see first page of Table 173

Table with 20 columns (LO, SN A, SN B) and 28 rows (Purley, East Croydon, Norwood Junction, West Croydon, Norwood Junction, Norwood Junction, Anerley, Penge West, Crystal Palace, Sydenham, Forest Hill, Honor Oak Park, Brockley, New Cross Gate, Surrey Quays, Canada Water, Rotherhithe, Wapping, Shadwell, Whitechapel, Shoreditch High Street, Hoxton, Haggerston, Dalston Junction, Canonbury, Highbury & Islington, London Bridge)

Table with 15 columns (LO, SN B, LO, LO, LO, SN A, LO, SN B, LO, LO, LO, SN A, LO, SN B, LO, LO, LO, SN A, LO, SN B, LO, LO) and 28 rows (Purley, East Croydon, Norwood Junction, West Croydon, Norwood Junction, Norwood Junction, Anerley, Penge West, Crystal Palace, Sydenham, Forest Hill, Honor Oak Park, Brockley, New Cross Gate, Surrey Quays, Canada Water, Rotherhithe, Wapping, Shadwell, Whitechapel, Shoreditch High Street, Hoxton, Haggerston, Dalston Junction, Canonbury, Highbury & Islington, London Bridge)

A From Caterham

B From London Victoria

For fast trains between London Bridge and New Cross Gate to Norwood Jn & East Croydon, refer to Table 175

For full service between Highbury & Islington and Surrey Quays, refer to Table 178

For Sutton connections at West Croydon, refer to Table 172

Table 177R

21 May to 10 December

Croydon and Norwood Junction-Anerley, Penge West, Crystal Palace, Sydenham, Forest Hill, Honor Oak Park, Brockley, New Cross Gate-London Bridge

Network Diagram - see first page of Table 173

Table with 21 columns (LO, SN A, LO, SN B, LO, LO, LO, SN A, LO, SN B, LO, LO, LO, SN A, LO, SN B, LO, LO, LO, SN A, LO, SN B) and 38 rows of train services with departure times.

Table with 21 columns (LO, LO, LO, SN A, LO, SN B, LO, LO, LO, SN A, LO, SN B, LO, LO, LO, SN A, LO, SN B, LO, LO, LO) and 38 rows of train services with arrival times.

A From Caterham

B From London Victoria

For fast trains between London Bridge and New Cross Gate to Norwood Jn & East Croydon, refer to Table 175

For full service between Highbury & Islington and Surrey Quays, refer to Table 178

For Sutton connections at West Croydon, refer to Table 172



Table 177R

Saturdays

21 May to 10 December

**Croydon and Norwood Junction-Anerley, Penge West, Crystal Palace, Sydenham, Forest Hill, Honor Oak Park, Brockley, New Cross Gate-London Bridge**

Network Diagram - see first page of Table 173

	LO	SN A	LO	LO	LO	SN B	LO	SN A	LO	LO	LO	SN B	LO	SN A	LO	LO	LO	SN B	LO	SN A	LO	
Purley	d					21 52						22 22										
East Croydon	d					22 01						22 31										
Norwood Junction	a					22 05						22 35										
West Croydon	d	21 33			21 50						22 20						22 33					23 03
Norwood Junction	a	21 38			21 54						22 24						22 38					23 08
Norwood Junction	d	21 39			21 54		22 05	22 09			22 24		22 35		22 39		22 54			23 05	23 09	
Anerley	d	21 42			21 57		22 08	22 12			22 27		22 38		22 42		22 57			23 08	23 12	
Penge West	d	21 44			21 59		22 10	22 14			22 29		22 40		22 44		22 59			23 10	23 14	
Crystal Palace	d		21 46	21 51			22 06			22 16	22 21		22 36			22 46	22 51			23 06		23 16
Sydenham	d	21 46	21 49	21 54		22 02	22 09	22 13	22 16	22 19	22 24	22 32	22 39	22 43	22 46	22 49	22 54	23 02	23 09	23 13	23 16	23 19
Forest Hill	d	21 49	21 52	21 57		22 04	22 12	22 15	22 19	22 22	22 27	22 34	22 42	22 45	22 49	22 52	22 57	23 04	23 12	23 15	23 19	23 22
Honor Oak Park	d	21 51	21 54	21 59		22 07	22 14	22 18	22 21	22 24	22 29	22 37	22 44	22 48	22 51	22 54	22 59	23 07	23 14	23 18	23 21	23 24
Brockley	d	21 54	21 57	22 02		22 09	22 17	22 20	22 24	22 27	22 32	22 39	22 47	22 50	22 54	22 57	23 02	23 09	23 17	23 20	23 24	23 27
New Cross Gate	d	21 56	21 59	22 04		22 12	22 19	22 23	22 26	22 29	22 34	22 42	22 49	22 53	22 56	22 59	23 04	23 12	23 19	23 23	23 26	23 29
Surrey Quays	d	22 00		22 08		22 15	22 23		22 30		22 38	22 45	22 53		23 00		23 08	23 15	23 23		23 30	23 38
Canada Water	d	22 02		22 10		22 17	22 25		22 32		22 40	22 47	22 55		23 02		23 10	23 17	23 25		23 32	23 40
Rotherhithe	d	22 03		22 11		22 19	22 26		22 33		22 41	22 49	22 56		23 03		23 11	23 19	23 26		23 33	23 41
Wapping	d	22 05		22 13		22 20	22 28		22 35		22 43	22 50	22 58		23 05		23 13	23 20	23 28		23 35	23 43
Shadwell	d	22 07		22 15		22 22	22 30		22 37		22 45	22 52	23 00		23 07		23 15	23 22	23 30		23 37	23 45
Whitechapel	d	22 09		22 17		22 25	22 32		22 39		22 47	22 55	23 02		23 09		23 17	23 25	23 32		23 39	23 47
Shoreditch High Street	d	22 11		22 19		22 27	22 34		22 41		22 49	22 57	23 04		23 11		23 19	23 27	23 34		23 41	23 49
Hoxton	d	22 13		22 21		22 29	22 36		22 43		22 51	22 59	23 06		23 13		23 21	23 29	23 36		23 44	23 51
Haggerston	d	22 15		22 23		22 31	22 38		22 45		22 53	23 01	23 08		23 15		23 23	23 31	23 38		23 46	23 53
Dalston Junction	a	22 17		22 25		22 33	22 40		22 47		22 55	23 03	23 10		23 17		23 25	23 33	23 40		23 48	23 55
Canonbury	a	22 20		22 28		22 36	22 43		22 50		22 58	23 06	23 13		23 20		23 28	23 36	23 43		23 51	23 58
Highbury & Islington	a	22 23		22 34		22 40	22 49		22 53		23 04	23 10	23 19		23 23		23 34	23 41	23 49		23 54	00 04
London Bridge	a		22 09					22 33		22 39				23 03		23 09				23 33		23 39

	LO	LO	SN A	LO																		
Purley	d																					
East Croydon	d																					
Norwood Junction	a																					
West Croydon	d	23 20																				
Norwood Junction	a	23 24																				
Norwood Junction	d	23 24																				
Anerley	d	23 27																				
Penge West	d	23 29																				
Crystal Palace	d		23 36	23 46	23 51																	
Sydenham	d	23 32	23 39	23 51	23 54																	
Forest Hill	d	23 34	23 42	23 54	23 57																	
Honor Oak Park	d	23 37	23 44	23 56	23 59																	
Brockley	d	23 39	23 47	23 59	00 02																	
New Cross Gate	d	23 42	23 49	00 01	00 04																	
Surrey Quays	d	23 45	23 53		00 08																	
Canada Water	d	23 47	23 55		00 10																	
Rotherhithe	d	23 49	23 56		00 11																	
Wapping	d	23 50	23 58		00 13																	
Shadwell	d	23 52	23 59		00 15																	
Whitechapel	d	23 55	00 02		00 17																	
Shoreditch High Street	d	23 57	00 04		00 19																	
Hoxton	d	23 59	00 06		00 21																	
Haggerston	d	00 01	00 08		00 23																	
Dalston Junction	a	00 03	00 10		00 25																	
Canonbury	a	00 06	00 13		00 28																	
Highbury & Islington	a	00 10	00 19		00 34																	
London Bridge	a			00 11																		

A From London Victoria

B From Caterham

For fast trains between London Bridge and New Cross Gate to Norwood Jn & East Croydon, refer to Table 175

For full service between Highbury & Islington and Surrey Quays, refer to Table 178

For Sutton connections at West Croydon, refer to Table 172



Table 177R

Sundays

15 May to 4 December

**Croydon and Norwood Junction-Anerley, Penge West, Crystal Palace, Sydenham, Forest Hill, Honor Oak Park, Brockley, New Cross Gate-London Bridge**

Network Diagram - see first page of Table 173

	SN	LO	SN A	LO	SN	LO	LO	SN A	LO	SN	LO	LO	SN A	LO	LO	SN	LO	LO	SN A	LO	LO
Purley	d		11 38					12 08					12 38						13 08		
East Croydon	d		11 47					12 17					12 47						13 17		
Norwood Junction	a		11 51					12 21					12 51						13 21		
West Croydon	d	11 33	11 42			12 03		12 12				12 33		12 42			12 57	13 03		13 12	13 27
Norwood Junction	a	11 38	11 47			12 08		12 16				12 38		12 46			13 01	13 08		13 16	13 31
Norwood Junction	d	11 40	11 47	11 52		12 10		12 16	12 22			12 40		12 46			12 52	13 01	13 10		13 16
Anerley	d		11 50	11 55				12 19	12 25				12 49				12 55	13 04		13 19	13 25
Penge West	d		11 52	11 57				12 21	12 27				12 51				12 57	13 06		13 21	13 27
Crystal Palace	d					12 07		12 16				12 31		12 46			13 01		13 16		13 31
Sydenham	d	11 44	11 55	12 00		12 10	12 14	12 19	12 24	12 30	12 34	12 44	12 49	12 54		13 00	13 04	13 09	13 14	13 19	13 24
Forest Hill	d	11 47	11 57	12 02		12 13	12 17	12 22	12 26	12 32	12 37	12 47	12 52	12 56		13 02	13 07	13 11	13 17	13 22	13 26
Honor Oak Park	d	11 49	12 00	12 05		12 15	12 19	12 24	12 29	12 35	12 39	12 49	12 54	12 59		13 05	13 09	13 14	13 19	13 24	13 29
Brockley	d	11 52	12 02	12 07		12 18	12 22	12 27	12 31	12 37	12 42	12 52	12 57	13 01		13 07	13 12	13 16	13 22	13 27	13 31
New Cross Gate	d	11 54	12 05	12 10		12 20	12 24	12 29	12 34	12 40	12 44	12 54	12 59	13 04		13 10	13 14	13 19	13 24	13 29	13 34
Surrey Quays	d		12 09			12 24		12 35	12 38			12 48		13 03	13 08		13 18	13 23		13 33	13 38
Canada Water	d		12 11			12 26		12 37	12 40			12 50		13 05	13 10		13 20	13 25		13 35	13 40
Rotherhithe	d		12 12			12 27		12 39	12 41			12 51		13 06	13 11		13 21	13 26		13 36	13 41
Wapping	d		12 14			12 29		12 40	12 43			12 53		13 08	13 13		13 23	13 28		13 38	13 43
Shadwell	d		12 16			12 31		12 42	12 45			12 55		13 10	13 15		13 25	13 30		13 40	13 45
Whitechapel	d		12 18			12 33		12 45	12 47			12 57		13 12	13 17		13 27	13 32		13 42	13 47
Shoreditch High Street	d		12 20			12 35		12 47	12 49			12 59		13 14	13 19		13 29	13 34		13 44	13 49
Hoxton	d		12 22			12 37		12 49	12 51			13 01		13 16	13 21		13 31	13 36		13 46	13 51
Haggerston	d		12 24			12 39		12 51	12 53			13 03		13 18	13 23		13 33	13 38		13 48	13 53
Dalston Junction	a		12 26			12 41		12 53	12 57			13 05		13 20	13 27		13 35	13 42		13 50	13 57
Canonbury	a		12 29			12 44						13 08		13 23			13 38			13 53	
Highbury & Islington	a		12 32			12 50						13 14		13 29			13 44			13 59	
London Bridge	a	12 05		12 20		12 35		12 50				13 05				13 20			13 35		13 50

	SN	LO	LO	SN A	LO	LO	SN	LO	LO	SN A	LO	LO	SN	LO	LO	SN A	LO	LO	SN	LO	LO	SN A
Purley	d			13 38						14 08						14 38						15 08
East Croydon	d			13 47						14 17						14 47						15 17
Norwood Junction	a			13 51						14 21						14 51						15 21
West Croydon	d	13 33		13 42			13 57	14 03		14 12			14 27	14 33		14 42			14 57		15 03	15 12
Norwood Junction	a	13 38		13 46			14 01	14 08		14 16			14 31	14 38		14 46			15 01		15 08	15 16
Norwood Junction	d	13 40		13 46	13 52		14 01	14 10		14 16			14 22		14 31	14 40		14 46	14 52		15 01	15 10
Anerley	d			13 49	13 55		14 04			14 19			14 25		14 34			14 49	14 55		15 04	15 15
Penge West	d			13 51	13 57		14 06			14 21			14 27		14 36			14 51	14 57		15 06	15 21
Crystal Palace	d		13 46				14 01			14 16			14 31			14 46			15 01			15 16
Sydenham	d	13 44	13 49	13 54	14 00	14 04	14 09	14 14	14 19	14 24			14 30	14 34	14 39	14 44	14 49	14 54	15 00	15 04	15 09	15 14
Forest Hill	d	13 47	13 52	13 56	14 02	14 07	14 11	14 17	14 22	14 26			14 32	14 37	14 41	14 47	14 52	14 56	15 02	15 07	15 11	15 17
Honor Oak Park	d	13 49	13 54	13 59	14 05	14 09	14 14	14 19	14 24	14 29			14 35	14 39	14 44	14 49	14 54	14 59	15 05	15 09	15 14	15 19
Brockley	d	13 52	13 57	14 01	14 07	14 12	14 16	14 22	14 27	14 31			14 37	14 42	14 46	14 52	14 57	15 01	15 07	15 12	15 16	15 22
New Cross Gate	d	13 54	13 59	14 04	14 10	14 14	14 19	14 24	14 29	14 34			14 40	14 44	14 49	14 54	14 59	15 04	15 10	15 14	15 19	15 24
Surrey Quays	d		14 03	14 08			14 18	14 23		14 33	14 38			14 48	14 53			15 03	15 08		15 18	15 23
Canada Water	d		14 05	14 10			14 20	14 25		14 35	14 40			14 50	14 55			15 05	15 10		15 20	15 25
Rotherhithe	d		14 06	14 11			14 21	14 26		14 36	14 41			14 51	14 56			15 06	15 11		15 21	15 26
Wapping	d		14 08	14 13			14 23	14 28		14 38	14 43			14 53	14 58			15 08	15 13		15 23	15 28
Shadwell	d		14 10	14 15			14 25	14 30		14 40	14 45			14 55	15 00			15 10	15 15		15 25	15 30
Whitechapel	d		14 12	14 17			14 27	14 32		14 42	14 47			14 57	15 02			15 12	15 17		15 27	15 32
Shoreditch High Street	d		14 14	14 19			14 29	14 34		14 44	14 49			14 59	15 04			15 14	15 19		15 29	15 34
Hoxton	d		14 16	14 21			14 31	14 36		14 46	14 51			15 01	15 06			15 16	15 21		15 31	15 36
Haggerston	d		14 18	14 23			14 33	14 38		14 48	14 53			15 03	15 08			15 18	15 23		15 33	15 38
Dalston Junction	a		14 20	14 27			14 35	14 42		14 50	14 57			15 05	15 12			15 20	15 27		15 35	15 42
Canonbury	a		14 23							14 53				15 08				15 23			15 38	
Highbury & Islington	a		14 29							14 59				15 14				15 29			15 44	
London Bridge	a	14 05			14 20				14 35				14 50					15 05			15 20	

A From Tattenham Corner

For fast trains between London Bridge and New Cross Gate to Norwood Jn & East Croydon, refer to Table 175

For full service between Highbury & Islington and Surrey Quays, refer to Table 178

For Sutton connections at West Croydon, refer to Table 172



Table 177R

Sundays

15 May to 4 December

Croydon and Norwood Junction-Anerley, Penge West, Crystal Palace, Sydenham, Forest Hill, Honor Oak Park, Brockley, New Cross Gate-London Bridge

Network Diagram - see first page of Table 173

Table with columns for station names and departure times (LO, SN, LO, SN, LO, SN, LO, SN, LO, SN, LO, SN, LO, SN, LO, SN, LO, SN, LO, SN). Rows include Purley, East Croydon, Norwood Junction, West Croydon, Norwood Junction, Anerley, Penge West, Crystal Palace, Sydenham, Forest Hill, Honor Oak Park, Brockley, New Cross Gate, Surrey Quays, Canada Water, Rotherhithe, Wapping, Shadwell, Whitechapel, Shoreditch High Street, Hoxton, Haggerston, Dalston Junction, Canonbury, Highbury & Islington, and London Bridge.

Table with columns for station names and departure times (LO, LO, SN, LO, LO, SN, LO, LO, SN, LO, LO, SN, LO, LO, SN, LO, LO, SN, LO, LO, SN, LO, LO, SN, LO). Rows include Purley, East Croydon, Norwood Junction, West Croydon, Norwood Junction, Anerley, Penge West, Crystal Palace, Sydenham, Forest Hill, Honor Oak Park, Brockley, New Cross Gate, Surrey Quays, Canada Water, Rotherhithe, Wapping, Shadwell, Whitechapel, Shoreditch High Street, Hoxton, Haggerston, Dalston Junction, Canonbury, Highbury & Islington, and London Bridge.

A From Tattenham Corner

For fast trains between London Bridge and New Cross Gate to Norwood Jn & East Croydon, refer to Table 175

For full service between Highbury & Islington and Surrey Quays, refer to Table 178

For Sutton connections at West Croydon, refer to Table 172

Table 177R

Sundays

15 May to 4 December

Croydon and Norwood Junction-Anerley, Penge West, Crystal Palace, Sydenham, Forest Hill, Honor Oak Park, Brockley, New Cross Gate-London Bridge

Network Diagram - see first page of Table 173

Table with 24 columns (LO, SN, LO, LO, SN A, LO, LO, SN, LO, LO, SN A, LO, LO, SN, LO, LO, SN A, LO, LO, SN, LO, LO) and rows for stations from Purley to London Bridge. The table contains numerical departure and arrival times for various train services.

A From Tattenham Corner

For fast trains between London Bridge and New Cross Gate to Norwood Jn & East Croydon, refer to Table 175

For full service between Highbury & Islington and Surrey Quays, refer to Table 178

For Sutton connections at West Croydon, refer to Table 172

**Table 177R**

**Sundays**

15 May to 4 December

**Croydon and Norwood Junction-Anerley, Penge West, Crystal Palace, Sydenham, Forest Hill, Honor Oak Park, Brockley, New Cross Gate-London Bridge**

Network Diagram - see first page of Table 173

	LO	SN A	LO	LO																	
Purley	d	22 38																			
East Croydon	d	22 47																			
Norwood Junction	a	22 51																			
West Croydon	d	22 42	22 57																		
Norwood Junction	a	22 46	23 01																		
Norwood Junction	d	22 46	22 52	23 01																	
Anerley	d	22 49	22 55	23 04																	
Penge West	d	22 51	22 57	23 06																	
Crystal Palace	d			23 16																	
Sydenham	d	22 54	23 00	23 09	23 19																
Forest Hill	d	22 56	23 02	23 11	23 22																
Honor Oak Park	d	22 59	23 05	23 14	23 24																
Brockley	d	23 01	23 07	23 16	23 27																
New Cross Gate	d	23 04	23 10	23 19	23 29																
Surrey Quays	d	23 08	23 23	23 33																	
Canada Water	d	23 10	23 25	23 35																	
Rotherhithe	d	23 11	23 26	23 36																	
Wapping	d	23 13	23 28	23 38																	
Shadwell	d	23 15	23 30	23 40																	
Whitechapel	d	23 17	23 32	23 42																	
Shoreditch High Street	d	23 19	23 34	23 44																	
Hoxton	d	23 21	23 36	23 46																	
Haggerston	d	23 23	23 38	23 48																	
Dalston Junction	a	23 27	23 42	23 50																	
Canonbury	a		23 53																		
Highbury & Islington	a		23 59																		
London Bridge	a	23 20																			

A From Tattenham Corner

For fast trains between London Bridge and New Cross Gate to Norwood Jn & East Croydon, refer to Table 175

For full service between Highbury & Islington and Surrey Quays, refer to Table 178

For Sutton connections at West Croydon, refer to Table 172