




Train times

9 December 2012 – 18 May 2013

Manchester to Blackburn and Clitheroe

Parking available 
 Staff in attendance 
 Bicycle store facility 
 Metrolink Interchange
 stations 
 Disabled assistance
 available 



Customer helpline

For comments, enquiries and complaints
 telephone **0845 00 00 125**
 email customer.relations@northernrail.org



Access, disabled information or cycle assistance

freephone **08081 56 16 06**
 email assistance@northernrail.org
 textphone **08456 045 608**



Lost property

telephone **0845 00 00 125**
 email lost.property@northernrail.org



Fares and service information

National Rail Enquiries
 telephone **08457 48 49 50**
 textphone **0845 60 50 600**
 website nationalrail.co.uk



CRIMESTOPPERS 0800 555 111

Call anonymously with information about crime

Northern working in partnership
with the charity Crimestoppers



British Transport Police

telephone **0800 40 50 40**

Correspondence

Customer Relations Department
 Northern Rail
 Freepost (RLSL-ABEC-BGUU)
 Leeds LS1 4DY



Northern Rail Limited: a joint venture of Serco and Abello
 Registered No: 04619954
 Registered Office: Serco House, 16 Bartley Wood Business Park,
 Bartley Way, Hook, Hampshire RG27 9UY, UK



This timetable shows all train services between Clitheroe/Blackburn and Manchester. Other trains run between Bolton and Manchester (Timetable 11).

Through trains and connections

At the side of the station name **a** means arrival time and **d** means departure time. If the train times are in **bold type** you won't have to change trains.

If your arrival time is shown in light type, change at the previous station whose time is printed in bold type unless a footnote gives other instructions.

If your departure time is shown in light type, change at the next station whose time is printed in bold type unless a footnote gives other instructions.



No smoking

Smoking is not permitted on stations or on trains.



Buying your ticket

It's a legal requirement to have a valid ticket or pass before you start your journey and you risk prosecution if you travel without one.

You must buy your ticket from the ticket office or ticket vending machine **before** getting on the train. If the ticket office is closed or you board at an unstaffed station you can buy your ticket from the conductor on the train. If you avoid using the ticket office or vending machine when they're available, the conductor will charge you the full Anytime Single/Return fare. Alternatively buy your ticket online at northernrail.org.

Group travel

We may give discounts for groups of ten or more. For details please call **0845 1243345** 0900 to 1700 Monday to Friday.



Engineering work

Engineering work sometimes affects services, particularly at weekends and bank holidays. Please check with National Rail Enquiries before travelling by phoning **08457 48 49 50** or visiting our website.



You can follow planned engineering updates to this timetable: [@NR_MCV_CLH_12](https://twitter.com/NR_MCV_CLH_12)



National Rail Enquiries

Phone **08457 48 49 50** for full details of all trains times and fares or visit nationalrail.co.uk.

Train running

The latest information on train running is available by phoning TrainTracker™ from National Rail Enquiries on **0871 200 49 15** or by texting TrainTracker™.

Text your station name to **84950**.

Local transport enquiries

For all your local public transport enquiries phone **0871 200 22 33** 0800 to 2000 daily.



Customers with disabilities

Northern aims to make its services available to all, including people with disabilities or restricted mobility.

We have a Disabled People's Protection Policy (DPPP) that sets out the services available to disabled customers. You can view it on our website or request a copy from our Customer Relations Team.

To book assistance:

Freephone: **08081 56 16 06**

0800 to 2000 Monday to Saturday
0900 to 1700 Sunday

Textphone: **08456 045 608**

Email: assistance@northernrail.org

Mobility scooters

We cannot accept any type of mobility scooter for travel on our trains, unless it can be folded and carried on board (similar to a piece of luggage), due to their restricted manoeuvrability and stability.



Bicycles

Most of our trains can take up to two bikes, subject to space being available, particularly during peak times. Folded bikes can be taken on trains as luggage without restrictions. For further details call our Customer Relations Team on **0845 00 00 125** or see our Passenger's Charter.

Passenger's Charter

We aim to deliver services that meet the needs and expectations of our customers.

We set out our promises and standards in a Passenger's Charter. You can view it on our website, ask for a copy at any staffed station or request a copy by post from our Customer Relations Team. We welcome your feedback and suggestions about any aspect of our services.



Customer Relations

If you have comments or complaints about any of our services please contact us.

Telephone: **0845 00 00 125**

0800 to 2000 Monday to Saturday
0900 to 1700 Sunday

Email: customer.relations@northernrail.org

Address: Customer Relations Department
Northern Rail Ltd
Freepost (RSL-ABEC-BGUU)
Leeds LS1 4DY

Should we fail to resolve any complaint to your satisfaction you can contact:

Passenger Focus

Telephone: **0300 123 2350**

Address: Passenger Focus
Freepost (RRRE-ETTC-LEET)
PO Box 4257 Manchester M60 3AR

Website: passengerfocus.org.uk

Rail Users' Groups

Ribble Valley Rail Users' Group

(Clitheroe – Blackburn) For information contact:
Bill Briggs, Membership Secretary,
55 Bank Head Lane, Hoghton, Preston PR5 0AB or
email bill.rvrnews@virgin.net
ribblevalleyrail.co.uk.

Christmas 2012 and New Year 2013

Trains will stop running around 2000 on Christmas Eve and New Year's Eve, and start later than normal on 27 December and New Year's Day. Contact our helpline or check our website for details. Trains don't run on Christmas Day or Boxing Day.

Whilst every care has been taken to ensure the accuracy of the information contained in this timetable, we can accept no liability for any inaccuracies, and reserve the right to change information without further notice.

Manchester - Blackburn - Clitheroe

Mondays to Fridays

G											
Manchester Victoria	d	-	0555	-	0723	0800	0829	0900	1000	1100	1200
Salford Central	d	-	-	-	0726	0803	0832	0903	1003	1103	1203
Salford Crescent	d	-	0600	0703	0730	0808	0837	0908	1008	1108	1208
Manchester Piccadilly	d	-	-	0653	0715	0754	0822	0854	0954	1054	1154
Bolton	d	-	0612	0719	0742	0820	0849	0920	1020	1120	1220
Hall I' Th' Wood	-	0617	0724	0747	0825	0854	0925	1025	1125	1225	
Bromley Cross	-	0620	0727	0753	0828	0857	0928	1028	1128	1228	
Entwistle	-	-	-	07x59	08x34	-	09x34	10x34	11x34	12x34	
Darwen	a	-	0631	0739	0806	0841	0909	0941	1041	1141	1241
	d	-	0642	0739	0811	0841	0911	0941	1041	1141	1241
Blackburn	a	-	0649	0746	0820	0850	0920	0950	1050	1150	1250
Preston	d	0554	0621	0654	-	0822	-	0922	1022	1122	1222
Blackburn	d	0625	0652	0747	-	0852	-	0952	1052	1152	1252
Ramsgreave & Wilpshire		0631	0658	0753	-	0858	-	0958	1058	1158	1258
Langho		0635	0702	0757	-	0902	-	1002	1102	1202	1302
Whalley		0639	0706	0801	-	0906	-	1006	1106	1206	1306
Clitheroe	a	0650	0717	0812	-	0917	-	1017	1117	1217	1317

Mondays to Fridays

C											
Manchester Victoria	d	1300	1400	1500	1540	1623	1700	1723	1800	1823	1900
Salford Central	d	1303	1403	1503	1543	1626	1703	1727	1803	1826	1903
Salford Crescent	d	1308	1408	1508	1547	1631	1708	1730	1808	1831	1908
Manchester Piccadilly	d	1254	1354	1454	1522	1616	1654	1715	1754	1816	1846
Bolton	d	1320	1420	1520	1600	1643	1720	1743	1820	1844	1920
Hall I' Th' Wood		1325	1425	1525	1605	1648	1725	1748	1825	1849	1925
Bromley Cross		1328	1428	1528	1610	1651	1728	1755	1828	1854	1928
Entwistle		13x34	14x34	15x34	16x16	16x57	17x34	-	18x34	-	19x34
Darwen	a	1341	1441	1541	1623	1704	1741	1807	1841	1906	1941
	d	1341	1441	1541	1623	1711	1741	1807	1841	1911	1941
Blackburn	a	1350	1450	1550	1630	1720	1751	1816	1848	1921	1951
Preston	d	1322	1422	1522	1554	1654	1722	-	1744	-	1922
Blackburn	d	1352	1452	1552	1631	1720	1753	-	1849	-	1952
Ramsgreave & Wilpshire		1358	1458	1558	1637	1726	1759	-	1855	-	1958
Langho		1402	1502	1602	1641	1731	1803	-	1859	-	2002
Whalley		1406	1506	1606	1645	1735	1807	-	1903	-	2006
Clitheroe	a	1417	1517	1617	1656	1745	1818	-	1914	-	2017

Mondays to Fridays

Manchester Victoria	d	2000	2100	2200	2300	-	-	-	-	-	-
Salford Central	d	2003	2103	2203n	2303n	-	-	-	-	-	-
Salford Crescent	d	2008	2108	2208	2308	-	-	-	-	-	-
Manchester Piccadilly	d	1946	2046	2146	2246	-	-	-	-	-	-
Bolton	d	2020	2120	2220	2320	-	-	-	-	-	-
Hall I' Th' Wood		2025	2125	2225	2325	-	-	-	-	-	-
Bromley Cross		2028	2128	2228	2328	-	-	-	-	-	-
Entwistle		20x34	21x34	22x34	23x34	-	-	-	-	-	-
Darwen	a	2041	2141	2241	2341	-	-	-	-	-	-
	d	2041	2141	2241	2341	-	-	-	-	-	-
Blackburn	a	2050	2150	2250	2351	-	-	-	-	-	-
Preston	d	2022	2122	-	-	-	-	-	-	-	-
Blackburn	d	2052	2152	2251	-	-	-	-	-	-	-
Ramsgreave & Wilpshire		2058	2158	2257	-	-	-	-	-	-	-
Langho		2102	2202	2301	-	-	-	-	-	-	-
Whalley		2106	2206	2305	-	-	-	-	-	-	-
Clitheroe	a	2117	2217	2316	-	-	-	-	-	-	-

Notes

n Fridays only.
x Only stops on request.
C From Rochdale.
G From Buxton.

Manchester - Blackburn - Clitheroe

Saturdays

G											
Manchester Victoria	d	-	0555	-	0723	0800	0829	0900	0929	1000	1100
Salford Central	d	-	-	-	0726	0803	0832	0903	0932	1003	1103
Salford Crescent	d	-	0600	0703	0730	0808	0837	0908	0937	1008	1108
Manchester Piccadilly	d	-	-	0653	0715	0754	0822	0854	0922	0954	1054
Bolton	d	-	0612	0719	0742	0820	0849	0920	0949	1020	1120
Hall I' Th' Wood	-	0617	0724	0747	0825	0854	0925	0954	1025	1125	
Bromley Cross	-	0620	0727	0753	0828	0857	0928	0957	1028	1128	
Entwistle	-	-	-	07x59	08x34	-	09x34	-	10x34	11x34	
Darwen	a	-	0631	0739	0806	0841	0909	0941	1009	1041	1141
	d	-	0642	0739	0811	0841	0911	0941	1011	1041	1141
Blackburn	a	-	0649	0746	0820	0850	0920	0950	1020	1050	1150
Preston	d	0554	0621	0654	-	0822	-	0922	-	1022	1122
Blackburn	d	0625	0652	0747	-	0852	-	0952	-	1052	1152
Ramsgreave & Wilpshire		0631	0658	0753	-	0858	-	0958	-	1058	1158
Langho		0635	0702	0757	-	0902	-	1002	-	1102	1202
Whalley		0639	0706	0801	-	0906	-	1006	-	1106	1206
Clitheroe	a	0650	0717	0812	-	0917	-	1017	-	1117	1217

Saturdays

C											
Manchester Victoria	d	1200	1300	1400	1500	1540	1623	1700	1723	1800	1823
Salford Central	d	1203	1303	1403	1503	1543	1626	1703	1726	1803	1826
Salford Crescent	d	1208	1308	1408	1508	1547	1631	1708	1731	1808	1831
Manchester Piccadilly	d	1154	1254	1354	1454	1522	1616	1654	1715	1754	1816
Bolton	d	1220	1320	1420	1520	1600	1643	1720	1743	1820	1843
Hall I' Th' Wood		1225	1325	1425	1525	1605	1648	1725	1748	1825	1848
Bromley Cross		1228	1328	1428	1528	1610	1651	1728	1755	1828	1854
Entwistle		12x34	13x34	14x34	15x34	16x16	16x57	17x34	-	18x34	-
Darwen	a	1241	1341	1441	1541	1623	1704	1741	1807	1841	1906
	d	1241	1341	1441	1541	1623	1711	1741	1807	1841	1911
Blackburn	a	1250	1350	1450	1549	1630	1719	1751	1821	1848	1921
Preston	d	1222	1322	1422	1522	1554	1654	1722	-	1744	-
Blackburn	d	1252	1352	1452	1552	1631	1719	1753	-	1849	-
Ramsgreave & Wilpshire		1258	1358	1458	1558	1637	1725	1759	-	1855	-
Langho		1302	1402	1502	1602	1641	1730	1803	-	1859	-
Whalley		1306	1406	1506	1606	1645	1734	1807	-	1903	-
Clitheroe	a	1317	1417	1517	1617	1656	1744	1816	-	1914	-

Saturdays

Manchester Victoria	d	1900	2000	2100	2200	2305	-	-	-	-	-
Salford Central	d	1903	2004	2103	2203	2308	-	-	-	-	-
Salford Crescent	d	1908	2008	2108	2208	2312	-	-	-	-	-
Manchester Piccadilly	d	1846	1946	2046	2146	2245	-	-	-	-	-
Bolton	d	1921	2020	2120	2220	2324	-	-	-	-	-
Hall I' Th' Wood		1926	2025	2125	2225	2329	-	-	-	-	-
Bromley Cross		1929	2028	2128	2228	2332	-	-	-	-	-
Entwistle		19x35	20x34	21x34	22x34	23x38	-	-	-	-	-
Darwen	a	1942	2041	2141	2241	2345	-	-	-	-	-
	d	1942	2041	2141	2241	2345	-	-	-	-	-
Blackburn	a	1951	2050	2150	2250	2354	-	-	-	-	-
Preston	d	1922	2022	2122	-	-	-	-	-	-	-
Blackburn	d	1952	2052	2152	2251	-	-	-	-	-	-
Ramsgreave & Wilpshire		1958	2058	2158	2257	-	-	-	-	-	-
Langho		2002	2102	2202	2301	-	-	-	-	-	-
Whalley		2006	2106	2206	2305	-	-	-	-	-	-
Clitheroe	a	2017	2117	2217	2316	-	-	-	-	-	-

Notes

x Only stops on request.
C From Rochdale.
G From Buxton.

Manchester - Blackburn - Clitheroe

Manchester - Blackburn - Clitheroe

Sundays until 30 December and from 17 February

Manchester Victoria	d	0801	0900	1000	1100	1200	1300	1400	1500	1600	1700
Salford Crescent	d	0808	0908	1008	1108	1208	1308	1408	1508	1608	1708
Manchester Piccadilly	d	-	0835	0946	1046	1146	1246	1346	1446	1546	1646
Bolton	d	0820	0920	1020	1120	1220	1320	1420	1520	1620	1720
Hall I' Th' Wood		0825	0925	1025	1125	1225	1325	1425	1525	1625	1725
Bromley Cross		0828	0928	1028	1128	1228	1328	1428	1528	1628	1728
Entwistle		08x34	09x34	10x34	11x34	12x34	13x34	14x34	15x34	16x34	17x34
Darwen	a	0841	0941	1041	1141	1241	1341	1441	1541	1641	1741
	d	0841	0941	1041	1141	1241	1341	1441	1541	1641	1741
Blackburn	a	0848	0948	1048	1148	1248	1348	1448	1548	1648	1748
Preston	d	0816	0927	1005	1037	1205	1237	1405	1437	1605	1637
Blackburn	d	0854	0950	1050	1150	1250	1350	1450	1550	1650	1750
Ramsgreave & Wilpshire		0900	0956	1056	1156	1256	1356	1456	1556	1656	1756
Langho		0904	1000	1100	1200	1300	1400	1500	1600	1700	1800
Whalley		0908	1004	1104	1204	1304	1404	1504	1604	1704	1804
Clitheroe	a	0919	1015	1115	1215	1315	1415	1515	1615	1715	1815
	d	-	-	-	-	-	-	-	-	-	-
Hellifield		-	-	-	-	-	-	-	-	-	-
Settle		-	-	-	-	-	-	-	-	-	-
Appleby		-	-	-	-	-	-	-	-	-	-
Carlisle	a	-	-	-	-	-	-	-	-	-	-

Sundays until 30 December and from 17 February

Manchester Victoria	d	1800	1900	2000	2100	2200	-	-	-	-	-
Salford Crescent	d	1808	1908	2008	2108	2208	-	-	-	-	-
Manchester Piccadilly	d	1746	1846	1946	2046	2146	-	-	-	-	-
Bolton	d	1820	1920	2020	2120	2220	-	-	-	-	-
Hall I' Th' Wood		1825	1925	2025	2125	2225	-	-	-	-	-
Bromley Cross		1828	1928	2028	2128	2228	-	-	-	-	-
Entwistle		18x34	19x34	20x34	21x34	22x34	-	-	-	-	-
Darwen	a	1841	1941	2041	2141	2241	-	-	-	-	-
	d	1841	1941	2041	2141	2241	-	-	-	-	-
Blackburn	a	1848	1948	2048	2148	2250	-	-	-	-	-
Preston	d	1805	1837	2005	2037	-	-	-	-	-	-
Blackburn	d	1850	1950	2050	2150	-	-	-	-	-	-
Ramsgreave & Wilpshire		1856	1956	2056	2156	-	-	-	-	-	-
Langho		1900	2000	2100	2200	-	-	-	-	-	-
Whalley		1904	2004	2104	2204	-	-	-	-	-	-
Clitheroe	a	1915	2015	2115	2215	-	-	-	-	-	-
	d	-	-	-	-	-	-	-	-	-	-
Hellifield		-	-	-	-	-	-	-	-	-	-
Settle		-	-	-	-	-	-	-	-	-	-
Appleby		-	-	-	-	-	-	-	-	-	-
Carlisle	a	-	-	-	-	-	-	-	-	-	-

Notes
x Only stops on request.

Sundays 6 January to 10 February

Manchester Victoria	d	0730z	0830z	0930z	1030z	1130z	1230z	1330z	1430z	1530z	1630z
Salford Crescent	d	0740z	0840z	0940z	1040z	1140z	1240z	1340z	1440z	1540z	1640z
Manchester Piccadilly	d	-	0815z	0915z	1015z	1115z	1215z	1315z	1415z	1515z	1615z
Bolton	d	0820	0920	1020	1120	1220	1320	1420	1520	1620	1720
Hall I' Th' Wood		0825	0925	1025	1125	1225	1325	1425	1525	1625	1725
Bromley Cross		0828	0928	1028	1128	1228	1328	1428	1528	1628	1728
Entwistle		08x34	09x34	10x34	11x34	12x34	13x34	14x34	15x34	16x34	17x34
Darwen	a	0841	0941	1041	1141	1241	1341	1441	1541	1641	1741
	d	0841	0941	1041	1141	1241	1341	1441	1541	1641	1741
Blackburn	a	0848	0948	1048	1148	1248	1348	1448	1548	1648	1748
Preston	d	0816	0927	1005	1037	1205	1237	1405	1437	1605	1637
Blackburn	d	0854	0950	1050	1150	1250	1350	1450	1550	1650	1750
Ramsgreave & Wilpshire		0900	0956	1056	1156	1256	1356	1456	1556	1656	1756
Langho		0904	1000	1100	1200	1300	1400	1500	1600	1700	1800
Whalley		0908	1004	1104	1204	1304	1404	1504	1604	1704	1804
Clitheroe	a	0919	1015	1115	1215	1315	1415	1515	1615	1715	1815
	d	-	-	-	-	-	-	-	-	-	-
Hellifield		-	-	-	-	-	-	-	-	-	-
Settle		-	-	-	-	-	-	-	-	-	-
Appleby		-	-	-	-	-	-	-	-	-	-
Carlisle	a	-	-	-	-	-	-	-	-	-	-

Sundays 6 January to 10 February

Manchester Victoria	d	1730z	1830z	1930z	2030z	2130z	-	-	-	-	-
Salford Crescent	d	1740z	1840z	1940z	2040z	2140z	-	-	-	-	-
Manchester Piccadilly	d	1715z	1815z	1915z	2015z	2115z	-	-	-	-	-
Bolton	d	1820	1920	2020	2120	2220	-	-	-	-	-
Hall I' Th' Wood		1825	1925	2025	2125	2225	-	-	-	-	-
Bromley Cross		1828	1928	2028	2128	2228	-	-	-	-	-
Entwistle		18x34	19x34	20x34	21x34	22x34	-	-	-	-	-
Darwen	a	1841	1941	2041	2141	2241	-	-	-	-	-
	d	1841	1941	2041	2141	2241	-	-	-	-	-
Blackburn	a	1848	1948	2048	2148	2250	-	-	-	-	-
Preston	d	1805	1837	2005	2037	-	-	-	-	-	-
Blackburn	d	1850	1950	2050	2150	-	-	-	-	-	-
Ramsgreave & Wilpshire		1856	1956	2056	2156	-	-	-	-	-	-
Langho		1900	2000	2100	2200	-	-	-	-	-	-
Whalley		1904	2004	2104	2204	-	-	-	-	-	-
Clitheroe	a	1915	2015	2115	2215	-	-	-	-	-	-
	d	-	-	-	-	-	-	-	-	-	-
Hellifield		-	-	-	-	-	-	-	-	-	-
Settle		-	-	-	-	-	-	-	-	-	-
Appleby		-	-	-	-	-	-	-	-	-	-
Carlisle	a	-	-	-	-	-	-	-	-	-	-

Notes
x Only stops on request.
z By bus.