







12

Train times

13 December 2015 – 14 May 2016

Manchester to Blackburn and Clitheroe

- Parking available 
- Staff in attendance 
- Bicycle store facility 
- Bike & Go 
- Metrolink Interchange stations 
- Disabled assistance available 



This timetable shows all train services between Clitheroe/Blackburn and Manchester. Other trains run between Bolton and Manchester (Timetable 11).

How to read this timetable

Look down the left hand column for your departure station. Read across until you find a suitable departure time. Read down the column to find the arrival time at your destination. Through services are shown in **bold** type (this means you won't have to change trains). Connecting services are shown in light type. If you travel on a connecting service, change at the next station shown in bold or if you arrive on a connecting service, change at the last station shown in bold, unless a footnote advises otherwise.



Buy before you ride

We operate a buy before you board policy. This means if you board a train at a station with an open ticket office or automatic ticket machine, you must purchase your tickets before boarding your train. If you board the train without a valid ticket, you risk prosecution and the conductor can only sell you the full Anytime Single/Return ticket, without any discounts.

If you board at a station where ticket buying facilities are not available, it is your responsibility to seek out the conductor, who will sell you the full range of available tickets on board.

There are more ways than ever to buy your ticket: **#getaticket**



online



ticket office



ticket machine



mobile

Our types of ticket

Anytime: these tickets are valid on any service on the dates shown on the ticket.

Off-Peak: these tickets are only valid on off-peak services on the dates shown. Generally off-peak services depart after **0930**. Some Off-Peak tickets also have restrictions on travel between **1601** and **1829**, Monday to Friday.

Visit northernrail.org/off-peak for further affected routes and more information.

Advance: Advance tickets can be bought up to 1800 the day before travel and can only be used on the train specified at the time of booking.

For more information visit [northernrail.org/tickets](https://www.northernrail.org/tickets)

Ticket checks

Please keep your tickets and railcards with you as you may be asked to show your ticket more than once, or asked to show it before you leave the station.



Planning your journey

National Rail Enquiries

For full details of all train times, fares and rail travel information anywhere on the national rail network, phone **03457 48 49 50**, or visit [nationalrail.co.uk](https://www.nationalrail.co.uk)

TrainTracker™

For up to date travel information and live departures direct to your mobile, text your station **name** or **location code** to **8 48 50**.



Improving our railway

Engineering work to help improve our services sometimes affects trains, particularly at weekends and bank holidays.

Visit: [northernrail.org/improvements](https://www.northernrail.org/improvements) or call National Rail Enquiries: **03457 48 49 50** to check before you travel. You can also follow planned engineering updates to this timetable on Twitter: **@NRtimetable12**



Customers with disabilities

We aim to make our services available to all, including people with disabilities or restricted mobility. We have set out this commitment in our Disabled People's Protection Policy (DPPP). You can view this on our website or request a copy from our Customer Relations team.

To book assistance phone:

0333 222 0128 or

Freephone: **08081 56 16 06**

Textphone: **0333 222 0126**

Email: assistance@northernrail.org



Mobility scooters

Mobility scooters that can be folded and carried on board (similar to a piece of luggage) can travel on our trains. Unfortunately we are unable to accept any other type of mobility scooter for safety reasons.



Bike & Go

Bike & Go is a nationwide bike hire scheme giving you the opportunity to continue your journey by bike from participating stations. The stations involved in the scheme are shown on the front of this timetable. For further information please visit: bikeandgo.co.uk



Bicycles

Most of our trains can take up to two bikes, subject to space being available. Folded bikes can be taken on trains as luggage without restrictions. For further details please contact our Customer Relations Team or see our Passenger's Charter.



Prams

If you are travelling with a pushchair or pram, we prefer these to be folded and safely stored in luggage areas. However, they can be stored in our wheelchair areas when these are not needed by a wheelchair user.

Our commitment to you

Our Passenger's Charter sets out our commitments to you and can be picked up from any staffed station. It is also available online at northernrail.org/passengerscharter



Clean air zones

We operate clean air zones at all of our stations and on board our trains. Smoking, including electronic cigarettes, is not allowed.

Whilst every care has been taken to ensure the accuracy of the information contained in this timetable, we can accept no liability for any inaccuracies, and reserve the right to change information without further notice.

We're here to help

If you have any problems during your journey, please speak to your conductor or a member of station staff. We are here to provide help, information and assistance if you require it.



Getting in touch with us

We welcome your feedback on our services. You can get in touch through our

Customer Relations team

Telephone: **0333 222 0125**

0800 to 2000 Monday to Saturday
0900 to 1700 Sunday

Contact: **northernrail.org/comments**

Address: Customer Relations Department
Northern Rail Ltd
Freepost (RLSL-ABEC-BGUU)
Leeds LS1 4DY



Facebook **[/northernrailorg](https://www.facebook.com/northernrailorg)**



Twitter **[@northernrailorg](https://twitter.com/northernrailorg)**

Minimum connection times

All stations have a minimum connection time of 5 minutes unless stated.

Rail Users' Groups

Ribble Valley Rail Users' Group

(Clitheroe – Blackburn) For information contact:
Bill Briggs, Membership Secretary,
55 Bank Head Lane, Hoghton,
Preston PR5 0AB or email

bill.rvrnews@virgin.net **ribblevalleyrail.co.uk**.

Christmas 2015 and New Year 2016

Trains will stop running around 2000 on Christmas Eve and New Year's Eve and start later than normal on 27 December and 2 January. Trains don't run on Christmas Day or Boxing Day.

Clitheroe - Blackburn - Manchester

Mondays to Fridays

Clitheroe	d	-	0645	0705	0745	-	0825	-	0946	1046	1145
Whalley		-	0651	0711	0751	-	0831	-	0952	1052	1151
Langho		-	0656	0716	0756	-	0836	-	0957	1056	1156
Ramsgreave & Wilpshire		-	0700	0720	0800	-	0841	-	1001	1101	1201
Blackburn	a	-	0707	0728	0807	-	0847	-	1008	1108	1208
Preston	a	-	0746	0831	0852	-	0931	-	1047	1148	1247
Blackburn	d	0627	0708	0729	0808	0834	0908	0933	1009	1108	1209
Darwen	a	0634	0715	0736	0815	0841	0915	0940	1016	1116	1216
	d	0634	0715	0739	0815	0844	0915	0943	1016	1116	1216
Entwistle		06x41	07x22	-	08x22	-	09x22	-	10x23	11x23	12x23
Bromley Cross		0647	0729	0750	0828	0855	0928	0954	1029	1128	1229
Hall I' Th' Wood		0649	0732	0753	0831	0858	0931	0956	1032	1131	1232
Bolton	a	0654	0737	0758	0836	0903	0937	1001	1037	1137	1237
Manchester Piccadilly	a	0727	0818	0835	0918	0935	1018	1035	1118	1218	1318
Salford Crescent	a	0714	0750	0817	0851	0920	0950	1019	1050	1150	1250
Salford Central	a	0717	0753	0820	0854	0923	0953	1022	1053	1154	1253
Manchester Victoria	a	0722	0757	0825	0859	0930	0959	1027	1059	1159	1259

Mondays to Fridays

Clitheroe	d	1245	1346	1446	1528	1646	1746	1803	1846	-	1946
Whalley		1251	1352	1452	1534	1652	1752	1809	1852	-	1952
Langho		1256	1357	1457	1539	1657	1757	1814	1857	-	1957
Ramsgreave & Wilpshire		1300	1401	1501	1544	1701	1801	1819	1901	-	2001
Blackburn	a	1307	1408	1508	1550	1708	1808	1825	1908	-	2008
Preston	a	1347	1447	1547	1631	1747	-	1847	1947	-	2047
Blackburn	d	1309	1409	1509	1551	1709	1808	1834	1909	1934	2009
Darwen	a	1316	1416	1516	1558	1716	1816	1842	1916	1941	2016
	d	1316	1416	1516	1558	1716	1817	1844	1917	1944	2016
Entwistle		13x23	14x23	15x23	-	17x23	18x24	18x51	19x24	19x51	20x23
Bromley Cross		1329	1429	1529	1609	1729	1829	1857	1930	1956	2029
Hall I' Th' Wood		1332	1432	1532	1612	1732	1832	1900	1933	1959	2032
Bolton	a	1337	1437	1537	1617	1737	1837	1905	1938	2004	2037
Manchester Piccadilly	a	1418	1518	1619	1656	1819	1920	1936	2014	2034	2135
Salford Crescent	a	1350	1451	1550	1631	1750	1850	1918	1951	2017	2051
Salford Central	a	1353	1454	1553	1634	1753	1853	1921	1954	2020	2054
Manchester Victoria	a	1359	1459	1559	1640	1759	1858	1927	1957	2025	2059

Mondays to Fridays

				FO	FX	FX				
Clitheroe	d	2045	2144	2244	2244	-	2324	-	-	-
Whalley		2051	2150	2250	2250	-	2330	-	-	-
Langho		2056	2155	2255	2255	-	2334	-	-	-
Ramsgreave & Wilpshire		2100	2159	2259	2259	-	2339	-	-	-
Blackburn	a	2107	2206	2306	2310	-	2346	-	-	-
Preston	a	2148	2240	2356	2356	-	0041n	-	-	-
Blackburn	d	2109	2208	2308	-	2315	-	-	-	-
Darwen	a	2116	2215	2315	-	2330	-	-	-	-
	d	2116	2215	2315	-	2330	-	-	-	-
Entwistle		21x23	22x22	23x22	-	-	-	-	-	-
Bromley Cross		2129	2228	2328	-	2350	-	-	-	-
Hall I' Th' Wood		2132	2231	2331	-	2357	-	-	-	-
Bolton	a	2137	2237	2338	-	0005	-	-	-	-
Manchester Piccadilly	a	2257	2339k	-	-	-	-	-	-	-
Salford Crescent	a	2150	2250	2352	-	0030	-	-	-	-
Salford Central	a	2153	2253n	-	-	-	-	-	-	-
Manchester Victoria	a	2159	2259	2359	-	0040	-	-	-	-

Notes

k Connection time may vary. Please check before travelling.

n Fridays only.

x Only stops on request.

FO Fridays only.

FX Not on Fridays.

Bus Service - dogs, heavy luggage, prams, bicycles and wheelchairs may not be carried.

Clitheroe - Blackburn - Manchester

Saturdays

Clitheroe	d	-	0705	0745	-	0825	-	0945	-	1045	-
Whalley		-	0711	0751	-	0831	-	0951	-	1051	-
Langho		-	0716	0756	-	0836	-	0956	-	1056	-
Ramsgreave & Wilpshire		-	0720	0800	-	0841	-	1000	-	1100	-
Blackburn	a	-	0728	0807	-	0847	-	1007	-	1107	-
Preston	a	-	0833	0852	-	0934	-	1047	-	1147	-
Blackburn	d	0627	0729	0808	0834	0908	0933	1009	1033	1109	1133
Darwen	a	0634	0736	0815	0841	0915	0940	1016	1040	1116	1140
	d	0634	0739	0815	0844	0915	0943	1016	1044	1116	1144
Entwistle		06x41	-	08x22	-	09x22	-	10x23	10x51	11x23	11x51
Bromley Cross		0647	0750	0828	0855	0928	0954	1029	1056	1129	1156
Hall I' Th' Wood		0649	0753	0831	0858	0931	0956	1032	1059	1132	1159
Bolton	a	0654	0758	0836	0903	0937	1001	1037	1104	1138	1204
Manchester Piccadilly	a	0727	0835	0918	0935	1018	1035	1118	1135	1218	1235
Salford Crescent	a	0714	0817	0851	0916	0950	1019	1050	1117	1152	1217
Salford Central	a	0717	0820	0854	0919	0953	1022	1054	1120	1155	1220
Manchester Victoria	a	0722	0826	0858	0925	0959	1032	1100	1125	1201	1226

Saturdays

Clitheroe	d	1145	1245	1345	1445	1528	1645	1745	1803	1845	-
Whalley		1151	1251	1351	1451	1534	1651	1751	1809	1851	-
Langho		1156	1256	1356	1456	1539	1656	1756	1814	1856	-
Ramsgreave & Wilpshire		1200	1300	1400	1500	1544	1700	1800	1819	1900	-
Blackburn	a	1207	1307	1408	1507	1550	1700	1807	1825	1907	-
Preston	a	1247	1347	1447	1547	1631	1748	-	1850	1949	-
Blackburn	d	1209	1308	1410	1508	1551	1708	1808	1834	1908	1934
Darwen	a	1216	1315	1417	1515	1558	1715	1815	1842	1915	1941
	d	1216	1315	1417	1515	1558	1716	1816	1844	1916	1944
Entwistle		12x23	13x22	14x24	15x22	-	17x23	18x23	18x51	19x23	19x51
Bromley Cross		1229	1328	1430	1528	1609	1729	1829	1857	1929	1956
Hall I' Th' Wood		1232	1331	1433	1531	1612	1732	1831	1900	1932	1959
Bolton	a	1237	1337	1439	1537	1617	1737	1836	1905	1937	2004
Manchester Piccadilly	a	1318	1418	1518	1618	1657	1819	-	1935	-	2033
Salford Crescent	a	1250	1350	1452	1550	1631	1750	1850	1918	1951	2017
Salford Central	a	1253	1353	1455	1553	1634	1753	1853	1921	1954	2020
Manchester Victoria	a	1259	1359	1501	1559	1640	1759	1859	1927	1958	2025

Saturdays

Clitheroe	d	1945	2045	2144	2244	2324	-	-	-	-	-
Whalley		1951	2051	2150	2250	2330	-	-	-	-	-
Langho		1956	2056	2155	2255	2334	-	-	-	-	-
Ramsgreave & Wilpshire		2000	2100	2159	2259	2339	-	-	-	-	-
Blackburn	a	2007	2107	2206	2306	2346	-	-	-	-	-
Preston	a	2047	2147	2241	2359	-	-	-	-	-	-
Blackburn	d	2008	2108	2208	2308	-	-	-	-	-	-
Darwen	a	2015	2115	2215	2315	-	-	-	-	-	-
	d	2015	2115	2215	2315	-	-	-	-	-	-
Entwistle		20x22	21x22	22x22	23x22	-	-	-	-	-	-
Bromley Cross		2028	2128	2228	2328	-	-	-	-	-	-
Hall I' Th' Wood		2031	2131	2231	2331	-	-	-	-	-	-
Bolton	a	2037	2137	2237	2337	-	-	-	-	-	-
Manchester Piccadilly	a	2135	2256	2339	-	-	-	-	-	-	-
Salford Crescent	a	2052	2150	2250	2351	-	-	-	-	-	-
Salford Central	a	2055	2153	2253	-	-	-	-	-	-	-
Manchester Victoria	a	2101	2159	2259	2358	-	-	-	-	-	-

Notes

x Only stops on request.

Clitheroe - Blackburn - Manchester

Sundays until 17 January and from 24 April

										P	
Carlisle	d	-	-	-	-	-	-	-	-	-	
Appleby		-	-	-	-	-	-	-	-	-	
Settle		-	-	-	-	-	-	-	-	-	
Hellifield		-	-	-	1030	-	-	-	-	1455	
Clitheroe	a	-	-	-	1053	-	-	-	-	1516	
	d	-	0946	1044	1055	1146	1244	1346	1444	1518	1546
Whalley		-	0952	1050	1101	1152	1250	1352	1450	1524	1552
Langho		-	0957	1055	1106	1157	1255	1357	1455	1529	1557
Ramsgreave & Wilpshire		-	1002	1059	1111	1202	1259	1402	1459	1534	1602
Blackburn	a	-	1009	1106	1125	1209	1306	1409	1506	1543	1609
Preston	a	-	1041	1138	1146	1239	1348	1448	1548	1605	1648
Blackburn	d	0908	1009	1108	-	1209	1308	1409	1508	-	1609
Darwen	a	0915	1017	1115	-	1217	1315	1417	1515	-	1617
	d	0915	1017	1115	-	1217	1315	1417	1515	-	1617
Entwistle		09x22	10x24	11x22	-	12x24	13x22	14x24	15x22	-	16x24
Bromley Cross		0928	1030	1128	-	1230	1328	1430	1528	-	1630
Hall I' Th' Wood		0930	1032	1131	-	1233	1331	1433	1531	-	1633
Bolton	a	0937	1038	1137	-	1238	1337	1438	1537	-	1638
Manchester Piccadilly	a	1022	1120	1221	-	1320	1420	1520	1620	-	1720
Salford Crescent	a	0951	1051	1151	-	1252	1351	1451	1551	-	1652
Manchester Victoria	a	0958	1058	1158	-	1259	1358	1458	1558	-	1659

Sundays until 17 January and from 24 April

Carlisle	d	-	-	-	-	-	-	-	-	-	-
Appleby		-	-	-	-	-	-	-	-	-	-
Settle		-	-	-	-	-	-	-	-	-	-
Hellifield		-	-	-	-	-	-	-	-	-	-
Clitheroe	a	-	-	-	-	-	-	-	-	-	-
	d	1644	1744	1844	1946	2044	2144	2244	-	-	-
Whalley		1650	1750	1850	1952	2050	2150	2250	-	-	-
Langho		1655	1755	1855	1957	2055	2155	2255	-	-	-
Ramsgreave & Wilpshire		1659	1759	1859	2002	2059	2159	2259	-	-	-
Blackburn	a	1706	1806	1906	2009	2106	2206	2306	-	-	-
Preston	a	1748	1848	1948	2048	2147	2243k	-	-	-	-
Blackburn	d	1708	1808	1908	2009	2108	2208	-	2315	-	-
Darwen	a	1715	1815	1915	2017	2115	2215	-	2330	-	-
	d	1715	1815	1915	2017	2115	2215	-	2330	-	-
Entwistle		17x22	18x22	19x22	20x24	21x22	22x22	-	-	-	-
Bromley Cross		1728	1828	1928	2030	2128	2228	-	2350	-	-
Hall I' Th' Wood		1731	1831	1931	2033	2131	2231	-	2357	-	-
Bolton	a	1737	1837	1937	2038	2137	2237	-	0005	-	-
Manchester Piccadilly	a	1820	1920	2020	2120	2220	-	-	-	-	-
Salford Crescent	a	1751	1851	1951	2051	2151	2250	-	0030	-	-
Manchester Victoria	a	1758	1858	1958	2058	2158	2258	-	0040	-	-

Notes

k Connection time may vary. Please check before travelling.

x Only stops on request.

P To Blackpool North.

Bus Service - dogs, heavy luggage, prams, bicycles and wheelchairs may not be carried.

Sunday services between 24 January and 17 April will be available in an alternative future publication.

Manchester - Blackburn - Clitheroe

Mondays to Fridays

		G									
Manchester Victoria	d	-	0555	0700	0726	-	0827	0903	1003	1103	1203
Salford Central	d	-	-	0703	0729	-	0832	0906	1006	1106	1206
Salford Crescent	d	-	0600	0706	0733	0809	0837	0909	1009	1109	1209
Manchester Piccadilly	d	-	0544	0633	0701	0752	0822	0846	0946	1046	1146
Bolton	d	-	0612	0717	0747	0821	0849	0921	1021	1121	1221
Hall I' Th' Wood	-	-	0617	0722	0752	0826	0854	0926	1026	1126	1226
Bromley Cross	-	-	0620	0728	0757	0828	0859	0929	1029	1129	1229
Entwistle	-	-	-	-	08x03	0836	-	09x36	10x36	11x36	12x36
Darwen	a	-	0631	0739	0810	0843	0910	0942	1042	1142	1242
	d	-	0636	0739	0815	0843	0916	0942	1042	1142	1242
Blackburn	a	-	0643	0747	0824	0851	0923	0950	1050	1150	1250
Preston	d	0537	0600	0700	-	0800	-	0900	1000	1100	1200
Blackburn	d	0620	0644	0747	-	0851	-	0951	1051	1151	1251
Ramsgreave & Wilpshire		0626	0651	0754	-	0857	-	0957	1057	1157	1257
Langho		0631	0655	0758	-	0902	-	1002	1102	1202	1302
Whalley		0636	0700	0803	-	0907	-	1007	1107	1207	1307
Clitheroe	a	0645	0709	0812	-	0916	-	1016	1116	1216	1316

Mondays to Fridays

		H										C	
Manchester Victoria	d	1303	1403	1503	1603	1635	1703	1734	1803	1834	1903		
Salford Central	d	1306	1406	1506	1606	1638	1706	1737	1806	1837	1906		
Salford Crescent	d	1309	1409	1509	1610	1642	1709	1742	1809	1841	1909		
Manchester Piccadilly	d	1246	1346	1446	1546	1627	1646	1747	1746	1822	1846		
Bolton	d	1321	1421	1521	1623	1654	1721	1755	1823	1853	1921		
Hall I' Th' Wood		1326	1426	1526	1628	1659	1726	1800	1828	1859	1926		
Bromley Cross		1329	1429	1529	1631	1702	1731	1803	1831	1902	1930		
Entwistle		13x36	14x36	15x36	16x38	-	17x38	-	18x37	-	19x37		
Darwen	a	1342	1442	1542	1644	1714	1744	1816	1844	1916	1943		
	d	1342	1442	1542	1649	1716	1747	1816	1844	1917	1943		
Blackburn	a	1350	1450	1550	1658	1724	1754	1825	1852	1925	1951		
Preston	d	1300	1400	1500	1600	1638	1700	-	1800	-	1900		
Blackburn	d	1351	1451	1551	1659	1724	1757	-	1852	-	1952		
Ramsgreave & Wilpshire		1357	1457	1557	1705	1731	1803	-	1859	-	1958		
Langho		1402	1502	1602	1710	1735	1808	-	1903	-	2003		
Whalley		1407	1507	1607	1715	1740	1813	-	1908	-	2008		
Clitheroe	a	1416	1516	1616	1724	1749	1822	-	1917	-	2017		

Mondays to Fridays

		FO										FX	
Manchester Victoria	d	2003	2103	2203	2304	2304	-	-	-	-	-		
Salford Central	d	2006	2106	2206	2307	-	-	-	-	-	-		
Salford Crescent	d	2009	2109	2209	2310	2314	-	-	-	-	-		
Manchester Piccadilly	d	1946	2046	2146	2250	-	-	-	-	-	-		
Bolton	d	2021	2121	2221	2321	2339	-	-	-	-	-		
Hall I' Th' Wood		2026	2126	2226	2326	2347	-	-	-	-	-		
Bromley Cross		2029	2129	2229	2329	2354	-	-	-	-	-		
Entwistle		20x36	21x36	22x36	23x36	-	-	-	-	-	-		
Darwen	a	2042	2142	2242	2342	0014	-	-	-	-	-		
	d	2042	2142	2242	2342	0014	-	-	-	-	-		
Blackburn	a	2050	2150	2250	2351	0029	-	-	-	-	-		
Preston	d	2000	2056	2145	-	-	-	-	-	-	-		
Blackburn	d	2051	2151	2251	-	-	-	-	-	-	-		
Ramsgreave & Wilpshire		2057	2157	2257	-	-	-	-	-	-	-		
Langho		2102	2202	2301	-	-	-	-	-	-	-		
Whalley		2107	2207	2305	-	-	-	-	-	-	-		
Clitheroe	a	2116	2216	2316	-	-	-	-	-	-	-		

Notes

n Fridays only.

x Only stops on request.

C From Blackburn via Todmorden.

G From Buxton.

H From Huddersfield.

FO Fridays only.

FX Not on Fridays.

Bus Service - dogs, heavy luggage, prams, bicycles and wheelchairs may not be carried.

Manchester - Blackburn - Clitheroe

Saturdays

		J									
Manchester Victoria	d	-	0555	0700	0726	-	0829	0903	0929	1003	1029
Salford Central	d	-	-	0703	0729	-	0832	0906	0932	1006	1032
Salford Crescent	d	-	0600	0706	0733	0808	0837	0909	0937	1009	1037
Manchester Piccadilly	d	-	0844	0646	0701	0752	0822	0846	0912	0946	1003
Bolton	d	-	0612	0717	0747	0820	0849	0921	0949	1021	1049
Hall I' Th' Wood	-	-	0617	0722	0752	0825	0854	0926	0955	1026	1055
Bromley Cross	-	-	0620	0727	0757	0827	0859	0929	0959	1029	1059
Entwistle	-	-	-	-	08x03	08x34	-	09x36	10x06	10x36	11x06
Darwen	a	-	0631	0739	0810	0842	0910	0942	1012	1042	1112
	d	-	0636	0739	0815	0842	0916	0942	1017	1042	1117
Blackburn	a	-	0643	0747	0824	0849	0923	0950	1025	1050	1125
Preston	d	0537	0604	0704	-	0804	-	0904	-	1004	-
Blackburn	d	0620	0644	0747	-	0850	-	0951	-	1051	-
Ramsgreave & Wilpshire		0626	0651	0754	-	0856	-	0957	-	1057	-
Langho		0631	0655	0758	-	0901	-	1002	-	1102	-
Whalley		0636	0700	0803	-	0905	-	1007	-	1107	-
Clitheroe	a	0645	0709	0812	-	0915	-	1016	-	1116	-

Saturdays

		C										K	
Manchester Victoria	d	1103	1203	1303	1403	1503	1603	1635	1703	1734	1803		
Salford Central	d	1106	1206	1306	1406	1506	1606	1638	1706	1737	1806		
Salford Crescent	d	1109	1209	1309	1409	1509	1610	1642	1709	1742	1809		
Manchester Piccadilly	d	1046	1146	1246	1346	1446	1546	1622	1646	1723	1746		
Bolton	d	1121	1221	1321	1421	1521	1623	1654	1721	1755	1822		
Hall I' Th' Wood		1126	1226	1326	1426	1526	1628	1659	1726	1800	1827		
Bromley Cross		1129	1229	1329	1429	1529	1631	1702	1731	1803	1830		
Entwistle		11x36	12x36	13x36	14x36	15x36	16x38	-	17x38	-	18x36		
Darwen	a	1142	1242	1342	1442	1542	1644	1714	1744	1816	1844		
	d	1142	1242	1342	1442	1542	1649	1716	1747	1816	1844		
Blackburn	a	1150	1250	1350	1450	1550	1658	1724	1755	1825	1852		
Preston	d	1104	1204	1304	1401	1504	1604	1638	1725	-	1804		
Blackburn	d	1151	1251	1351	1451	1551	1659	1724	1758	-	1852		
Ramsgreave & Wilpshire		1157	1257	1357	1457	1557	1705	1731	1804	-	1859		
Langho		1202	1302	1402	1502	1602	1710	1735	1809	-	1903		
Whalley		1207	1307	1407	1507	1607	1715	1740	1814	-	1908		
Clitheroe	a	1216	1316	1416	1516	1616	1724	1749	1823	-	1917		

Saturdays

		H											
Manchester Victoria	d	1834	1903	2003	2103	2203	2304	-	-	-	-		
Salford Central	d	1837	1906	2006	2106	2206	2307	-	-	-	-		
Salford Crescent	d	1841	1909	2009	2109	2209	2310	-	-	-	-		
Manchester Piccadilly	d	1922	1946	1946	2046	2146	2250	-	-	-	-		
Bolton	d	1853	1921	2021	2121	2221	2321	-	-	-	-		
Hall I' Th' Wood		1859	1926	2026	2126	2226	2326	-	-	-	-		
Bromley Cross		1902	1929	2029	2129	2229	2329	-	-	-	-		
Entwistle		-	19x36	20x36	21x36	22x36	23x36	-	-	-	-		
Darwen	a	1916	1943	2042	2142	2242	2342	-	-	-	-		
	d	1916	1943	2042	2142	2242	2342	-	-	-	-		
Blackburn	a	1923	1951	2050	2150	2250	2351	-	-	-	-		
Preston	d	-	1901	2001	2056	2152	-	-	-	-	-		
Blackburn	d	-	1952	2051	2151	2251	-	-	-	-	-		
Ramsgreave & Wilpshire		-	1958	2057	2157	2257	-	-	-	-	-		
Langho		-	2003	2102	2202	2301	-	-	-	-	-		
Whalley		-	2008	2107	2207	2305	-	-	-	-	-		
Clitheroe	a	-	2017	2116	2216	2316	-	-	-	-	-		

Notes

- x Only stops on request.
- C From Blackburn via Todmorden.
- H From Huddersfield.
- J From Hazel Grove.
- K From Stalybridge.

Manchester - Blackburn - Clitheroe

Sundays until 17 January and from 24 April

		Q									
Manchester Victoria	d	-	-	0903	1003	1103	1203	-	1303	1403	1503
Salford Crescent	d	0806	-	0909	1009	1109	1209	-	1309	1409	1509
Manchester Piccadilly	d	0758	-	0835	0946	1046	1146	-	1246	1346	1446
Bolton	d	0819	-	0921	1021	1121	1221	-	1321	1421	1521
Hall I' Th' Wood		0824	-	0926	1026	1126	1226	-	1326	1426	1526
Bromley Cross		0827	-	0929	1030	1129	1231	-	1329	1430	1529
Entwistle		08x34	-	09x36	10x37	11x36	12x37	-	13x36	14x37	15x36
Darwen	a	0840	-	0942	1043	1142	1244	-	1342	1443	1542
	d	0840	-	0942	1043	1142	1244	-	1342	1443	1542
Blackburn	a	0848	-	0950	1051	1150	1252	-	1350	1451	1550
Preston	d	0820	0838	-	1012g	1037	1206g	1319	-	1409g	1437
Blackburn	d	0852	0904	0951	1052	1151	1252	1339	1351	1452	1551
Ramsgreave & Wilpshire		-	0911	0957	1058	1157	1258	1346	1357	1458	1557
Langho		-	0916	1002	1103	1202	1303	1351	1402	1503	1602
Whalley		-	0920	1007	1107	1207	1307	1355	1407	1507	1607
Clitheroe	a	0914	0927	1016	1116	1216	1316	1402	1416	1516	1616
	d	-	0927	-	-	-	-	1402	-	-	-
Hellfield		-	0952	-	-	-	-	1427	-	-	-
Settle		-	-	-	-	-	-	-	-	-	-
Appleby		-	-	-	-	-	-	-	-	-	-
Carlisle	a	-	-	-	-	-	-	-	-	-	-

Sundays until 17 January and from 24 April

Manchester Victoria	d	1603	1703	1803	1903	2003	2103	2203	-	-	-
Salford Crescent	d	1609	1709	1809	1908	2009	2109	2209	-	-	-
Manchester Piccadilly	d	1546	1646	1746	1846	1946	2046	2146	-	-	-
Bolton	d	1621	1721	1821	1921	2021	2121	2221	-	-	-
Hall I' Th' Wood		1626	1726	1826	1926	2026	2126	2226	-	-	-
Bromley Cross		1630	1729	1829	1929	2030	2129	2229	-	-	-
Entwistle		16x37	17x36	18x36	19x36	20x37	21x36	22x36	-	-	-
Darwen	a	1643	1742	1842	1942	2043	2142	2242	-	-	-
	d	1643	1742	1842	1942	2043	2142	2242	-	-	-
Blackburn	a	1651	1750	1850	1950	2051	2150	2251	-	-	-
Preston	d	1607	1637	1808g	1837	2008g	2037	-	-	-	-
Blackburn	d	1652	1751	1851	1951	2052	2151	-	-	-	-
Ramsgreave & Wilpshire		1658	1757	1857	1957	2058	2157	-	-	-	-
Langho		1703	1802	1902	2002	2103	2202	-	-	-	-
Whalley		1707	1807	1907	2007	2107	2207	-	-	-	-
Clitheroe	a	1716	1816	1916	2016	2116	2216	-	-	-	-
	d	-	-	-	-	-	-	-	-	-	-
Hellfield		-	-	-	-	-	-	-	-	-	-
Settle		-	-	-	-	-	-	-	-	-	-
Appleby		-	-	-	-	-	-	-	-	-	-
Carlisle	a	-	-	-	-	-	-	-	-	-	-

Notes

g 1 minute earlier from 21 February.

x Only stops on request.

Q From Blackpool North.

Sunday services between 24 January and 17 April will be available in an alternative future publication.



Bus Links from Clitheroe Interchange

Clitheroe Bus and Rail Interchange

Regular bus services extend the rail journey to most parts of the Ribble Valley from Clitheroe Bus and Rail Interchange. Our Customer Service Office is next to Platform 1 and can provide details of all local bus services and attractions. We can also sell the full range of National Rail tickets including tickets for DalesRail services over the Settle-Carlisle line..

The office is open:

Monday to Friday	0645 – 1715
Saturday	0800 – 1530
Sunday	closed

You can also call the Interchange on **01200 429832**.

The Interchange provides secure cycle lockers in the station car park for refundable deposit of £5.00.

Starship service 10 – operates Monday to Friday from the Interchange and passes through Whitewell, Dunsop Bridge, Slaidburn and Waddington.

280 and X80 (Preston) Clitheroe to Skipton – operates hourly on Mondays to Saturdays (limited Sunday service) and provides access to many parts of the Ribble Valley including the Leeds to Liverpool Canal at East Marton.

7, 7A & 7B – Pendle Witch Hopper – operates Mondays to Saturdays from Clitheroe Interchange to Pendleside calling at Chatburn, Downham and Barley. Downham and Barley are the starting points for many walks in Pendleside including Pendle Hill.

Visit lancashire.gov.uk for more information about bus services in the Ribble Valley and Lancashire, or to download a timetable.

The Clitheroe Line Community Rail Partnership

The CLCRP was formed to bring together interested parties to promote the Manchester – Clitheroe rail service. The partnership has produced a historical line guide for the Bolton – Clitheroe and Preston – Colne lines also a leaflet detailing five walks from the lines. A guided walk programme, led by experienced members of the Lancashire Rail Ramblers, is also available. In addition, the partnership has created two award-winning educational DVDs and teacher's packs for local schools, and produces a quarterly magazine for stakeholders. The magazine can be viewed in the publicity section on communityraillancashire.co.uk and other leaflets are available to download from the site. Alternatively, you can contact the **CRP** on info@communityraillancashire.co.uk or ring **01254 386579**.



Bus pick-up points

Blackburn – in the Vue Cinema car park at the rear of the station.

Bolton – at stand D in the interchange bus station next to the railway station.

Bromley Cross – the bus stops outside the Railway Pub for Blackburn, and opposite for Bolton.

Clitheroe – at stands 9 and 10 in the bus interchange.

Darwen – on Railway Road outside the station entrance.

Entwhistle – Replacement buses cannot access Entwhistle, please call **0333 222 0125**

Hall I' Th' Wood – at the bus stops on Crompton Way, under the railway bridge.

Langho – at the bus stops on Whalley New Road – outside Springmill for Blackburn, and the opposite side of the road for Clitheroe.

Manchester Victoria – at the bus stops at the station front.

Ramsgreave and Wilpshire – the bus stops on Whalley New Road – outside the newsagents for Clitheroe, outside Coulthurst & Grimshaws for Blackburn.

Salford Central – outside the station on New Bailey Street.

Salford Crescent – outside the station next to the roundabout.

Whalley – in the station car park on The Sidings.

We're sorry but we can't carry dogs or non-folding prams, pushchairs, bikes and wheelchairs on the replacement buses.



Customer helpline

For comments and enquiries
telephone **0333 222 0125**
contact northernrail.org/comments
twitter [@northernrailorg](https://twitter.com/northernrailorg)



Access, disabled information or cycle assistance

0333 222 0128 or freephone **08081 56 16 06**
email assistance@northernrail.org
textphone **0333 222 0126**



Lost property

northernrail.org/lostproperty



Fares and service information

National Rail Enquiries
telephone **03457 48 49 50**
textphone **0345 60 50 600**
website nationalrail.co.uk



CRIMESTOPPERS

0800 555 111

Call anonymously with information about crime

Northern working in partnership
with the charity Crimestoppers



British Transport Police

telephone **0800 40 50 40**
textphone **61016**

Correspondence

Customer Relations Department

Northern Rail
Freepost (RLSL-ABEC-BGUU)
Leeds LS1 4DY



scan to download our mobile app

Northern Rail Limited: a joint venture of Serco and Abellio
Registered No: 04619954
Registered Office: Serco House, 16 Bartley Wood Business Park,
Bartley Way, Hook, Hampshire RG27 9UY, UK

There are more ways than ever to buy your ticket:



online



ticket office



ticket machine



mobile