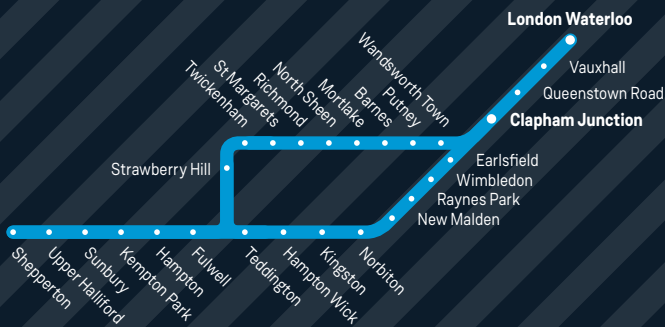


1

Kingston Loop and Shepperton to London Waterloo



TRAIN TIMES

29 August to 9 December
2017

Hello and welcome to the Autumn 2017 South Western Railway timetable.

We are delighted to be your new train operator and we're already working on improvements for you – visit the new look website at southwesternrailway.com and follow us on Twitter @SW_Railway & @SW_Help for the latest information.



As well as providing our staff with the right training and tools for their jobs in order to deliver the best possible customer experience, we'll also be investing over £1.2 billion in station improvements, new trains and train refurbishment and new ticket options to save you time and money. We'll significantly increase capacity by introducing new trains and running longer trains, meaning 52,000 more seats a day across peak times at London Waterloo by December 2020. Look out for updates on all of this.

We're committed to giving you better trains, better service and a better travel experience and thank you for coming on this journey with us.

Andy Mellors
Managing Director
South Western Railway

Buy a ticket before you board

You need to buy a valid ticket before you board one of your trains. We know that the vast majority of our passengers buy a valid ticket before travelling and we have a duty to those passengers to make sure no one travels without paying. For this reason, we run a penalty fares scheme across most of our network.

If you travel to or from a station within the penalty fares area without a valid ticket, you may be liable for a penalty fare of £20 or twice the single fare to the next station at which your train stops (whichever is higher). You will then be required to buy a ticket for the remainder of the journey.

We have a policy to prosecute all deliberate fare evaders, wherever possible.

Changes to train times

Network Rail needs to do engineering work to maintain and improve the rail network. Much of this work is done weekends and during the holiday periods, but some work also needs to be done overnight during the week.

Buses will replace train services where lines are closed for work to take place. We may also have to alter train services over a wider area.

We advise that you check for any changes to train times before using weekend, late evening or early morning services. Please look for the 'Changes to train times' posters at stations or visit our website at www.southwesternrailway.com.

No smoking policy

For the comfort of all our customers, smoking and the use of e-cigarettes is not permitted on any part of our trains or stations.

You can smoke outside the station entrance or in our car parks.

Cycles on trains

The services in this timetable have limited room for cycles so we have had to apply to restrictions. The star ★ symbol, with train times printed in light blue, show restricted trains. We will carry folding cycles on any train as long as they can be folded small enough to be carried safely in the luggage rack. Cycles are not allowed on buses that replace trains during engineering works.

MONDAY TO FRIDAY

London Waterloo and Wimbledon to Kingston, Richmond and the Shepperton branch

	Notes	A		★		★	★A		★	★A	D		★	★A		★		★												
London Waterloo	d		0512		0550c	0612	0627			0642	0657			0712	0727		0742	0757	0812	0827	0842	0857	0912	0927	0942	0957	1012	1027	1042	
Vauxhall	d		0516		0554c	0616	0631			0646	0701			0716	0731		0746	0801	0816	0831	0846	0901	0916	0931	0946	1001	1016	1031	1046	
Clapham Junction	d		0521		0559c	0621	0636			0651	0706			0721	0736		0751	0806	0821	0836	0851	0906	0921	0936	0951	1006	1021	1036	1051	
Earlsfield	d		0524		0602c	0624	0639			0654	0709			0724	0739		0754	0809	0824	0839	0854	0909	0924	0939	0954	1009	1024	1039	1054	
Wimbledon	d		0528		0613	0628	0643			0658	0713			0728	0743		0758	0813	0828	0843	0858	0913	0928	0943	0958	1013	1028	1043	1058	
Raynes Park	d		0531		0616	0631	0646			0701	0716			0731	0746		0801	0816	0831	0846	0901	0916	0931	0946	1001	1016	1031	1046	1101	
New Malden	d		0534		0619	0634	0649			0704	0719			0734	0749		0804	0819	0834	0849	0904	0919	0934	0949	1004	1019	1034	1049	1104	
Norbiton	d		0537		0622	0637	0652			0707	0722			0737	0752		0807	0822	0837	0852	0907	0922	0937	0952	1007	1022	1037	1052	1107	
Kingston	a		0540		0625	0640	0655			0710	0725			0740	0755		0810	0825	0840	0855	0910	0925	0940	0955	1010	1025	1040	1055	1110	
Kingston	d		0540	0559	0629	0640	0659			0710	0729			0740	0759		0810	0829	0840	0859	0910	0929	0940	0959	1010	1029	1040	1059	1110	
Hampton Wick	d		0542	0601	0631	0642	0701			0712	0731			0742	0801		0812	0831	0842	0901	0912	0931	0942	1001	1012	1031	1042	1101	1112	
Teddington	d		0545	0605	0635	0645	0705			0715	0735			0745	0805		0815	0835	0845	0905	0915	0935	0945	1005	1015	1035	1045	1105	1115	
Fulwell	d		0549			0649				0707	0719			0733	0749		0819		0849		0919		0949		1019		1049		1119	
Hampton	d		0553			0653				0710	0723			0736	0753		0823		0853		0923		0953		1023		1053		1123	
Kempton Park	d									0714				0740	0756		0826		0856		0926		0956		1026		1056		1126	
Sunbury	d		0557			0657				0715	0727			0741	0758		0828		0858		0928		0958		1028		1058		1128	
Upper Halliford	d		0559			0659				0717	0729			0744	0800		0830		0900		0930		1000		1030		1100		1130	
Shepperton	a		0604b			0707b				0723	0735b			0749	0805b		0835b		0905b		0935b		1005b		1035b		1105b		1135b	
Strawberry Hill	d	0538		0608	0638		0708	0714					0738	0744			0808	0814		0838		0908		0938		1008		1038		1108
Twickenham	d	0543		0613	0643		0713	0727					0743	0757			0813	0827		0843		0913		0943		1013		1043		1113
St Margarets	d	0545		0615	0645		0715	0729					0745	0759			0815	0829		0845		0915		0945		1015		1045		1115
Richmond	d	0549		0619	0649		0719	0732					0748	0802			0819	0832		0849		0919		0949		1019		1049		1119
North Sheen	d	0551		0621	0651		0721	0734					0750	0804			0821	0834		0851		0921		0951		1021		1051		1121
Mortlake	d	0553		0623	0653		0723	0737					0753	0807			0823	0837		0853		0923		0953		1023		1053		1123
Barnes	d	0556		0626	0656		0726	0740					0756	0810			0826	0840		0856		0926		0956		1026		1056		1126
Putney	d	0559		0629	0659		0729	0743					0759	0813			0829	0843		0859		0929		0959		1029		1059		1129
Wandsworth Town	d	0602		0632	0702		0732	0746					0802	0816			0832	0846		0902		0932		1002		1032		1102		1132
Clapham Junction	d	0605		0635	0705		0735	0749					0805	0819			0835	0849		0905		0935		1005		1035		1105		1135
Queenstown Road	d	0608		0638	0708		0738	0752					0808	0822			0838	0852		0908		0938		1008		1038		1108		1138
Vauxhall	d	0612		0642	0712		0742	0756					0812	0826			0842	0856		0912		0942		1012		1042		1112		1142
London Waterloo	a	0616		0646	0718		0748	0804					0818	0834			0849	0904		0918		0948		1016		1046		1116		1146

Late night and weekend trains may be altered due to engineering works.
Please check at www.southwesternrailway.com before travelling.

★ Passengers travelling with cycles may not join or leave services at stations with train times shown in blue.
For guide to all other notes and symbols see end of timetable.

MONDAY TO FRIDAY

London Waterloo and Wimbledon to Kingston, Richmond and the Shepperton branch

Notes																		*		*	*	*B	*	*	*B	*	*	
London Waterloo	d	1057	1112	1127	1142	1157		1412	1427	1442	1457	1512	1527	1542	1557	1612	1627	1642	1657		1712	1727	1743	1742	1757	1813	1812	1827
Vauxhall	d	1101	1116	1131	1146	1201		1416	1431	1446	1501	1516	1531	1546	1601	1616	1631	1646	1701		1716	1731	1747	1747	1801	1817	1817	1831
Clapham Junction	d	1106	1121	1136	1151	1206		1421	1436	1451	1506	1521	1536	1551	1606	1621	1636	1651	1706		1721	1736	1753	1752	1806	1823	1822	1836
Earlsfield	d	1109	1124	1139	1154	1209		1424	1439	1454	1509	1524	1539	1554	1609	1624	1639	1654	1709		1724	1739		1755	1809		1825	1839
Wimbledon	d	1113	1128	1143	1158	1213		1428	1443	1458	1513	1528	1543	1558	1613	1628	1643	1658	1713		1728	1743		1759	1813		1829	1843
Raynes Park	d	1116	1131	1146	1201	1216		1431	1446	1501	1516	1531	1546	1601	1616	1631	1646	1701	1716		1731	1746		1802	1816		1832	1846
New Malden	d	1119	1134	1149	1204	1219		1434	1449	1504	1519	1534	1549	1604	1619	1634	1649	1704	1719		1734	1749		1805	1819		1835	1849
Norbiton	d	1122	1137	1152	1207	1222		1437	1452	1507	1522	1537	1552	1607	1622	1637	1652	1707	1722		1737	1752		1808	1822		1838	1852
Kingston	a	1125	1140	1155	1210	1225		1440	1455	1510	1525	1540	1555	1610	1625	1640	1655	1710	1725		1740	1755		1811	1825		1841	1855
Kingston	d	1129	1140	1159	1210	1229		1440	1459	1510	1529	1540	1559	1610	1629	1640	1659	1710	1729		1740	1759		1811	1829		1841	1859
Hampton Wick	d	1131	1142	1201	1212	1231		1442	1501	1512	1531	1542	1601	1612	1631	1642	1701	1712	1731		1742	1801		1813	1831		1843	1901
Teddington	d	1135	1145	1205	1215	1235		1445	1505	1515	1535	1545	1605	1615	1635	1645	1705	1715	1735		1745	1805		1816	1835		1846	1905
Fulwell	d		1149		1219			1449		1519		1549		1619		1649		1719			1749		1813	1820		1843	1850	
Hampton	d		1153		1223			1453		1523		1553		1623		1653		1723			1753		1817	1824		1847	1854	
Kempton Park	d		1156		1226			1456		1526		1556		1626		1656		1726			1756		1827			1857		
Sunbury	d		1158		1228			1458		1528		1558		1628		1658		1728			1758		1821	1829		1851	1859	
Upper Halliford	d		1200		1230			1500		1530		1600		1630		1700		1730			1800		1823	1831		1853	1901	
Shepperton	a		1205b		1235b			1505b		1535b		1605b		1635b		1705b		1735b			1808b		1828	1840		1858	1910	
Strawberry Hill	d	1138		1208		1238			1508		1538		1608		1638		1708		1738	1759		1808			1838			1908
Twickenham	d	1143		1213		1243			1513		1543		1613		1643		1713		1743	1803		1813			1843			1913
St Margarets	d	1145		1215		1245			1515		1545		1615		1645		1715		1745	1805		1815			1845			1915
Richmond	d	1149		1219		1249			1519		1549		1619		1649		1719		1749	1808		1819			1849			1919
North Sheen	d	1151		1221		1251			1521		1551		1621		1651		1721		1751	1810		1821			1851			1921
Mortlake	d	1153		1223		1253			1523		1553		1623		1653		1723		1753	1813		1823			1853			1923
Barnes	d	1156		1226		1256			1526		1556		1626		1656		1726		1756	1816		1826			1856			1926
Putney	d	1159		1229		1259			1529		1559		1629		1659		1729		1759	1819		1829			1859			1929
Wandsworth Town	d	1202		1232		1302			1532		1602		1632		1702		1732		1802			1832			1902			1932
Clapham Junction	d	1205		1235		1305			1535		1605		1635		1705		1735		1805	1824		1835			1905			1935
Queenstown Road	d	1208		1238		1308			1538		1608		1638		1708		1738		1808			1838			1908			1938
Vauxhall	d	1212		1242		1312			1542		1612		1642		1712		1742		1812	1829		1842			1912			1942
London Waterloo	a	1216		1246		1316			1546		1619		1649		1719		1749		1819	1834		1849			1916			1946

and at the same minutes past each hour until

Late night and weekend trains may be altered due to engineering works. Please check at www.southwesternrailway.com before travelling.

★ Passengers travelling with cycles may not join or leave services at stations with train times shown in blue. For guide to all other notes and symbols see end of timetable.

MONDAY TO FRIDAY

London Waterloo and Wimbledon to Kingston, Richmond and the Shepperton branch

	Notes	★ B	★	★																										
London Waterloo	d	1843	1842	1857	1912	1927	1942	1957	2012	2027	2042	2057	2112	2127	2142	2157	2212	2227	2242	2257	2312	2327	2357	0042						
Vauxhall	d	1847	1847	1901	1917	1931	1946	2001	2016	2031	2046	2101	2116	2131	2146	2201	2216	2231	2246	2301	2316	2331	0001	0046						
Clapham Junction	d	1853	1852	1906	1922	1936	1951	2006	2021	2036	2051	2106	2121	2136	2151	2206	2221	2236	2251	2306	2321	2336	0006	0051						
Earlsfield	d		1855	1909	1925	1939	1954	2009	2024	2039	2054	2109	2124	2139	2154	2209	2224	2239	2254	2309	2324	2339	0009							
Wimbledon	d		1859	1913	1929	1943	1958	2013	2028	2043	2058	2113	2128	2143	2158	2213	2228	2243	2258	2313	2328	2343	0013	0105						
Raynes Park	d		1902	1916	1932	1946	2001	2016	2031	2046	2101	2116	2131	2146	2201	2216	2231	2246	2301	2316	2331	2346	0016	0108						
New Malden	d		1905	1919	1935	1949	2004	2019	2034	2049	2104	2119	2134	2149	2204	2219	2234	2249	2304	2319	2334	2349	0019	0111						
Norbiton	d		1908	1922	1938	1952	2007	2022	2037	2052	2107	2122	2137	2152	2207	2222	2237	2252	2307	2322	2337	2352	0022	0114						
Kingston	a		1911	1925	1941	1955	2010	2025	2040	2055	2110	2125	2140	2155	2210	2225	2240	2255	2310	2325	2340	2355	0025	0117						
Kingston	d		1911	1929	1941	1959	2010	2029	2040	2059	2110	2129	2140	2159	2210	2229	2240	2259	2310	2329	2340	2355	0025	0117						
Hampton Wick	d		1913	1931	1943	2001	2012	2031	2042	2101	2112	2131	2142	2201	2212	2231	2242	2301	2312	2331	2342	2357	0027	0122s						
Teddington	d		1916	1935	1946	2005	2015	2035	2045	2105	2115	2135	2145	2205	2215	2235	2245	2305	2315	2335	2345	2359	0030	0125s						
Fulwell	d	1913	1920		1950		2019		2049		2119		2149		2219		2249		2319		2349		0034							
Hampton	d	1917	1924		1954		2023		2053		2123		2153		2223		2253		2323		2353		0038							
Kempton Park	d		1927		1957		2026		2056		2126		2156		2226		2256		2326		2356		0041							
Sunbury	d	1921	1929		1959		2028		2058		2128		2158		2228		2258		2328		2358		0043							
Upper Halliford	d	1923	1931		2001		2030		2100		2130		2200		2230		2300		2330		2359		0045							
Shepperton	a	1928	1938b		2007b		2035b		2107b		2137b		2205b		2235b		2307b		2337b		0007b		0052b							
Strawberry Hill	d			1938		2008		2038		2108		2138		2208		2238		2308		2338		0003		0128a						
Twickenham	d			1943		2013		2043		2113		2143		2213		2243		2313		2343		0006a								
St Margarets	d			1945		2015		2045		2115		2145		2215		2245		2315		2345										
Richmond	d			1949		2019		2049		2119		2149		2219		2249		2319		2349		0015e								
North Sheen	d			1951		2021		2051		2121		2151		2221		2251		2321		2351										
Mortlake	d			1953		2023		2053		2123		2153		2223		2253		2323		2353										
Barnes	d			1956		2026		2056		2126		2156		2226		2256		2326		2356										
Putney	d			1959		2029		2059		2129		2159		2229		2259		2329		2359										
Wandsworth Town	d			2002		2032		2102		2132		2202		2232		2302		2332		0002										
Clapham Junction	d			2005		2035		2105		2135		2205		2235		2305		2335		0005		0023e								
Queenstown Road	d			2008		2038		2108		2138		2208		2238		2308		2338		0008										
Vauxhall	d			2012		2042		2112		2142		2212		2242		2312		2342		0012										
London Waterloo	a			2016		2046		2116		2146		2216		2246		2316		2347		0016		0038e								

Late night and weekend trains may be altered due to engineering works.

 Please check at www.southwesternrailway.com before travelling.

★ Passengers travelling with cycles may not join or leave services at stations with train times shown in blue.

For guide to all other notes and symbols see end of timetable.

SATURDAY**London Waterloo and Wimbledon to Kingston, Richmond and the Shepperton branch**

Notes																													
London Waterloo	d	1212	1227	1242	1257	1312	1327	1342	1357	1412	1427	1442	1457	1512	1527	1542	1557	1612	1627	1642	1657	1712	1727	1742	1757	1812	1827	1842	1857
Vauxhall	d	1216	1231	1246	1301	1316	1331	1346	1401	1416	1431	1446	1501	1516	1531	1546	1601	1616	1631	1646	1701	1716	1731	1746	1801	1816	1831	1846	1901
Clapham Junction	d	1221	1236	1251	1306	1321	1336	1351	1406	1421	1436	1451	1506	1521	1536	1551	1606	1621	1636	1651	1706	1721	1736	1751	1806	1821	1836	1851	1906
Earlsfield	d	1224	1239	1254	1309	1324	1339	1354	1409	1424	1439	1454	1509	1524	1539	1554	1609	1624	1639	1654	1709	1724	1739	1754	1809	1824	1839	1854	1909
Wimbledon	d	1228	1243	1258	1313	1328	1343	1358	1413	1428	1443	1458	1513	1528	1543	1558	1613	1628	1643	1658	1713	1728	1743	1758	1813	1828	1843	1858	1913
Raynes Park	d	1231	1246	1301	1316	1331	1346	1401	1416	1431	1446	1501	1516	1531	1546	1601	1616	1631	1646	1701	1716	1731	1746	1801	1816	1831	1846	1901	1916
New Malden	d	1234	1249	1304	1319	1334	1349	1404	1419	1434	1449	1504	1519	1534	1549	1604	1619	1634	1649	1704	1719	1734	1749	1804	1819	1834	1849	1904	1919
Norbiton	d	1237	1252	1307	1322	1337	1352	1407	1422	1437	1452	1507	1522	1537	1552	1607	1622	1637	1652	1707	1722	1737	1752	1807	1822	1837	1852	1907	1922
Kingston	a	1240	1255	1310	1325	1340	1355	1410	1425	1440	1455	1510	1525	1540	1555	1610	1625	1640	1655	1710	1725	1740	1755	1810	1825	1840	1855	1910	1925
Kingston	d	1240	1259	1310	1329	1340	1359	1410	1429	1440	1459	1510	1529	1540	1559	1610	1629	1640	1659	1710	1729	1740	1759	1810	1829	1840	1859	1910	1929
Hampton Wick	d	1242	1301	1312	1331	1342	1401	1412	1431	1442	1501	1512	1531	1542	1601	1612	1631	1642	1701	1712	1731	1742	1801	1812	1831	1842	1901	1912	1931
Teddington	d	1245	1305	1315	1335	1345	1405	1415	1435	1445	1505	1515	1535	1545	1605	1615	1635	1645	1705	1715	1735	1745	1805	1815	1835	1845	1905	1915	1935
Fulwell	d	1249		1319		1349		1419		1449		1519		1549		1619		1649		1719		1749		1819		1849		1919	
Hampton	d	1253		1323		1353		1423		1453		1523		1553		1623		1653		1723		1753		1823		1853		1923	
Kempton Park	d	1256		1326		1356		1426		1456		1526		1556		1626		1656		1726		1756		1826		1856		1926	
Sunbury	d	1258		1328		1358		1428		1458		1528		1558		1628		1658		1728		1758		1828		1858		1928	
Upper Halliford	d	1300		1330		1400		1430		1500		1530		1600		1630		1700		1730		1800		1830		1900		1930	
Shepperton	a	1305b		1335b		1405b		1435b		1505b		1535b		1605b		1635b		1705b		1735b		1805b		1835b		1905b		1935b	
Strawberry Hill	d		1308		1338		1408		1438		1508		1538		1608		1638		1708		1738		1808		1838		1908		1938
Twickenham	d		1313		1343		1413		1443		1513		1543		1613		1643		1713		1743		1813		1843		1913		1943
St Margarets	d		1315		1345		1415		1445		1515		1545		1615		1645		1715		1745		1815		1845		1915		1945
Richmond	d		1319		1349		1419		1449		1519		1549		1619		1649		1719		1749		1819		1849		1919		1949
North Sheen	d		1321		1351		1421		1451		1521		1551		1621		1651		1721		1751		1821		1851		1921		1951
Mortlake	d		1323		1353		1423		1453		1523		1553		1623		1653		1723		1753		1823		1853		1923		1953
Barnes	d		1326		1356		1426		1456		1526		1556		1626		1656		1726		1756		1826		1856		1926		1956
Putney	d		1329		1359		1429		1459		1529		1559		1629		1659		1729		1759		1829		1859		1929		1959
Wandsworth Town	d		1332		1402		1432		1502		1532		1602		1632		1702		1732		1802		1832		1902		1932		2002
Clapham Junction	d		1335		1405		1435		1505		1535		1605		1635		1705		1735		1805		1835		1905		1935		2005
Queenstown Road	d		1338		1408		1438		1508		1538		1608		1638		1708		1738		1808		1838		1908		1938		2008
Vauxhall	d		1342		1412		1442		1512		1542		1612		1642		1712		1742		1812		1842		1912		1942		2012
London Waterloo	a		1346		1416		1446		1516		1546		1616		1646		1716		1746		1816		1846		1916		1946		2016

Late night and weekend trains may be altered due to engineering works.

Please check at www.southwesternrailway.com before travelling.

For guide to notes and symbols see end of timetable.

SATURDAY

London Waterloo and Wimbledon to Kingston, Richmond and the Shepperton branch

Notes																																								
London Waterloo	d	1912	1927	1942	1957	2012	2027	2042	2057	2112	2127	2142	2157	2212	2227	2242	2257	2312	2327	2357	0042	0142																		
Vauxhall	d	1916	1931	1946	2001	2016	2031	2046	2101	2116	2131	2146	2201	2216	2231	2246	2301	2316	2331	0001	0046	0146																		
Clapham Junction	d	1921	1936	1951	2006	2021	2036	2051	2106	2121	2136	2151	2206	2221	2236	2251	2306	2321	2336	0006	0051	0153																		
Earlsfield	d	1924	1939	1954	2009	2024	2039	2054	2109	2124	2139	2154	2209	2224	2239	2254	2309	2324	2339	0009																				
Wimbledon	d	1928	1943	1958	2013	2028	2043	2058	2113	2128	2143	2158	2213	2228	2243	2258	2313	2328	2343	0013	0105	0159																		
Raynes Park	d	1931	1946	2001	2016	2031	2046	2101	2116	2131	2146	2201	2216	2231	2246	2301	2316	2331	2346	0016	0108	0202																		
New Malden	d	1934	1949	2004	2019	2034	2049	2104	2119	2134	2149	2204	2219	2234	2249	2304	2319	2334	2349	0019	0111	0204																		
Norbiton	d	1937	1952	2007	2022	2037	2052	2107	2122	2137	2152	2207	2222	2237	2252	2307	2322	2337	2352	0022	0114	0208																		
Kingston	a	1940	1955	2010	2025	2040	2055	2110	2125	2140	2155	2210	2225	2240	2255	2310	2325	2340	2355	0025	0117	0210																		
Kingston	d	1940	1959	2010	2029	2040	2059	2110	2129	2140	2159	2210	2229	2240	2259	2310	2329	2340	2355	0025	0117	0211																		
Hampton Wick	d	1942	2001	2012	2031	2042	2101	2112	2131	2142	2201	2212	2231	2242	2301	2312	2331	2342	2357	0027	0122s	0213s																		
Teddington	d	1945	2005	2015	2035	2045	2105	2115	2135	2145	2205	2215	2235	2245	2305	2315	2335	2345	2359	0030	0125s	0215s																		
Fulwell	d	1949		2019		2049		2119		2149		2219		2249		2319		2349		0034																				
Hampton	d	1953		2023		2053		2123		2153		2223		2253		2323		2353		0038																				
Kempton Park	d	1956		2026		2056		2126		2156		2226		2256		2326		2356		0041																				
Sunbury	d	1958		2028		2058		2128		2158		2228		2258		2328		2358		0043																				
Upper Halliford	d	2000		2030		2100		2130		2200		2230		2300		2330		2359		0045																				
Shepperton	a	2005b		2035b		2105b		2135b		2205b		2235b		2305b		2335b		0005b		0050b																				
Strawberry Hill	d		2008		2038		2108		2138		2208		2238		2308		2338		0003		0131a	0218s																		
Twickenham	d		2013		2043		2113		2143		2213		2243		2313		2343		0006a			0222a																		
St Margarets	d		2015		2045		2115		2145		2215		2245		2315		2345																							
Richmond	d		2019		2049		2119		2149		2219		2249		2319		2349		0015e																					
North Sheen	d		2021		2051		2121		2151		2221		2251		2321		2351																							
Mortlake	d		2023		2053		2123		2153		2223		2253		2323		2353																							
Barnes	d		2026		2056		2126		2156		2226		2256		2326		2356																							
Putney	d		2029		2059		2129		2159		2229		2259		2329		2359																							
Wandsworth Town	d		2032		2102		2132		2202		2232		2302		2332		0002																							
Clapham Junction	d		2035		2105		2135		2205		2235		2305		2335		0005		0024e																					
Queenstown Road	d		2038		2108		2138		2208		2238		2308		2338		0008																							
Vauxhall	d		2042		2112		2142		2212		2242		2312		2342		0012																							
London Waterloo	a		2046		2116		2146		2216		2246		2317		2346		0016		0037e																					

Late night and weekend trains may be altered due to engineering works.

Please check at www.southwesternrailway.com before travelling.

For guide to notes and symbols see end of timetable.

SUNDAY

London Waterloo and Wimbledon to Kingston, Richmond and the Shepperton branch

Notes														H				H			H					H
London Waterloo	d	0618	0718	0748	0818	0848	0918	0948	1018	1048	1118	1148		1218			1318			1348			1418			
Vauxhall	d	0622	0722	0752	0822	0852	0922	0952	1022	1052	1122	1152		1222			1252			1322			1352			1422
Clapham Junction	d	0627	0727	0757	0827	0857	0927	0957	1027	1057	1127	1157		1227			1257			1327			1357			1427
Earlsfield	d		0730	0800	0830	0900	0930	1000	1030	1100	1130	1200		1230			1300			1330			1400			1430
Wimbledon	d	0634	0734	0804	0834	0904	0934	1004	1034	1104	1134	1204		1234			1304			1334			1404			1434
Raynes Park	d	0637	0738	0807	0838	0907	0937	1007	1037	1107	1137	1207		1237			1307			1337			1407			1437
New Malden	d	0640	0740	0811	0840	0910	0940	1010	1040	1110	1140	1210		1240			1310			1340			1410			1440
Norbiton	d	0643	0744	0813	0844	0913	0943	1013	1043	1113	1143	1213		1243			1313			1343			1413			1443
Kingston	a	0646	0746	0816	0846	0915	0946	1016	1046	1116	1146	1216		1246			1316			1346			1416			1446
Kingston	d	0649	0749	0816	0849	0916	0949	1016	1049	1116	1149	1216	1235	1249			1316	1335	1349			1416	1435	1449		
Hampton Wick	d	0651	0751	0818	0851	0918	0951	1018	1051	1118	1151	1218	1237	1251			1318	1337	1351			1418	1437	1451		
Teddington	d	0656	0756	0822	0856	0921	0956	1021	1056	1121	1156	1221	1240	1256			1321	1340	1356			1421	1440	1456		
Fulwell	d			0825		0925		1025		1125		1225					1325					1425				
Hampton	d			0830		0929		1029		1129		1229					1329					1429				
Kempton Park	d			0832		0932		1032		1132		1232					1332					1432				
Sunbury	d			0835		0934		1034		1134		1234					1334					1434				
Upper Halliford	d			0837		0936		1036		1136		1236					1336					1436				
Shepperton	a			0842b		0942b		1041b		1141b		1241b					1341b					1441b				
Strawberry Hill	d	0659	0759		0859		0959		1059		1159		1243	1259	—		1343	1359	—		1443	1459	—			
Twickenham	d	0703	0803		0903		1003		1103		1203		1256k	1303	1256		1356k	1403	1356		1456k	1503	1456			
St Margarets	d	0705	0805		0905		1005		1105		1205		—	1305	—		—	1405	—		—	1505	—			
Richmond	d	0709	0809		0909		1009		1109		1209		—	1309	—		—	1408	—		—	1509	—			
North Sheen	d	0711	0811		0911		1011		1111		1211		—	1311	—		—	1410	—		—	1511	—			
Mortlake	d	0713	0813		0913		1013		1113		1213		—	1313	—		—	1413	—		—	1513	—			
Barnes	d	0716	0816		0916		1016		1116		1216		—	1316	1323		—	1416	1423		—	1516	1523			1823
Putney	d	0719	0819		0919		1019		1119		1219		—	1319	1326		—	1419	1426		—	1519	1526			1826
Wandsworth Town	d	0722	0822		0922		1022		1122		1222		—	1322	1329		—	1422	1429		—	1522	1529			1829
Clapham Junction	d	0725	0825		0925		1025		1125		1225		—	1325	1332		—	1425	1432		—	1525	1532			1825
Queenstown Road	d	0728	0828		0928		1028		1128		1228		—	1328	1335		—	1428	1435		—	1528	1535			1828
Vauxhall	d	0732	0832		0932		1032		1132		1232		—	1332	1338		—	1432	1438		—	1532	1538			1832
London Waterloo	a	0741	0841		0941		1041		1141		1241		—	1341	1343		—	1441	1443		—	1536	1543			1836

and at the same minutes past each hour until

Late night and weekend trains may be altered due to engineering works. Please check at www.southwesternrailway.com before travelling.

For guide to notes and symbols see end of timetable.

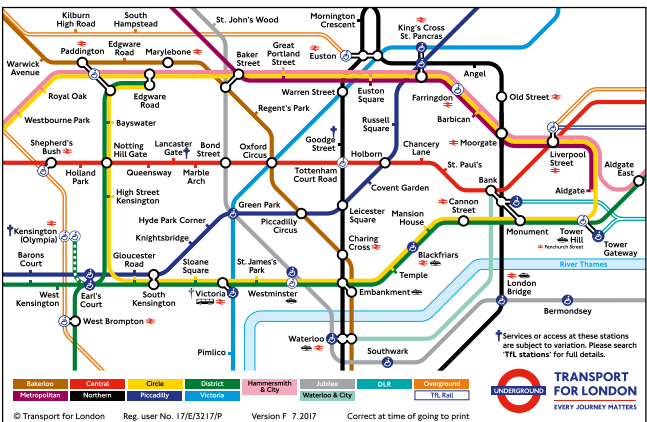
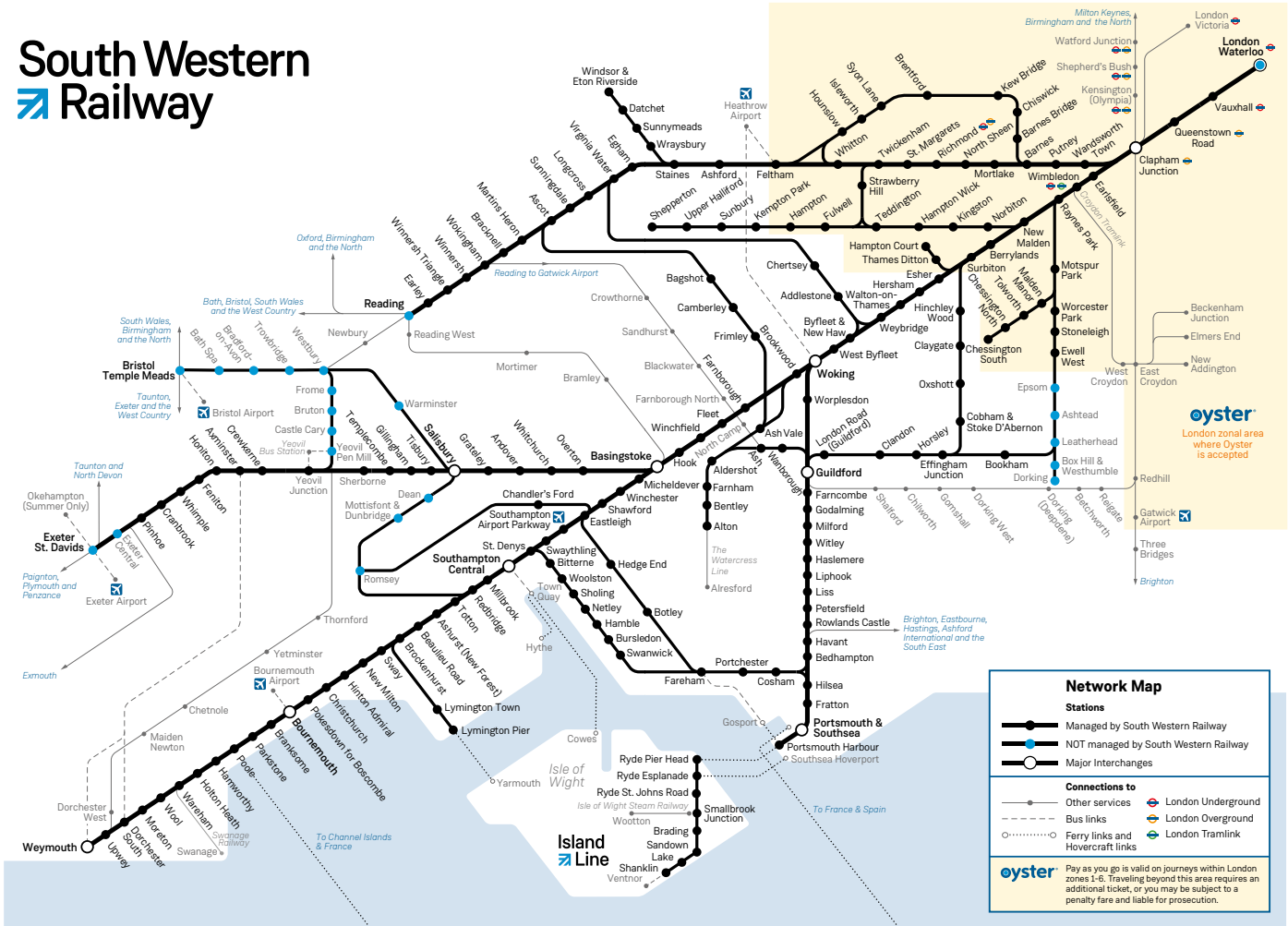
SUNDAY
London Waterloo and Wimbledon to Kingston, Richmond and the Shepperton branch

	Notes			H			H			H			H			H										
London Waterloo	d	1748		1818		1848		1918		1948		2018		2118		2148		2218		2248		2318	0042			
Vauxhall	d	1752		1822		1852		1922		1952		2022		2052		2122		2152		2222		2252	2322	0046		
Clapham Junction	d	1757		1827		1857		1927		1957		2027		2057		2127		2157		2227		2257	2327	0051		
Earlsfield	d	1800		1830		1900		1930		2000		2030		2100		2130		2200		2230		2300	2330			
Wimbledon	d	1804		1834		1904		1934		2004		2034		2104		2134		2204		2234		2304	2334	0105		
Raynes Park	d	1807		1837		1907		1937		2007		2037		2107		2137		2207		2237		2307	2337	0108		
New Malden	d	1810		1840		1910		1940		2010		2040		2110		2140		2210		2240		2310	2340	0111		
Norbiton	d	1813		1843		1913		1943		2013		2043		2113		2143		2213		2243		2313	2343	0114		
Kingston	a	1816		1846		1916		1946		2016		2046		2116		2146		2216		2246		2316	2346	0117		
Kingston	d	1816	1835	1849		1916	1935	1949		2016	2035	2049		2116	2135	2149		2216	2235	2249		2316	2335	2347	0117	
Hampton Wick	d	1818	1837	1851		1918	1937	1951		2018	2037	2051		2118	2137	2151		2218	2237	2251		2318	2337	2349	0122s	
Teddington	d	1821	1840	1856		1921	1940	1956		2021	2040	2056		2121	2140	2156		2221	2240	2256		2321	2340	2351	0125s	
Fulwell	d	1825				1925				2025				2125				2225				2325				
Hampton	d	1829				1929				2029				2129				2229				2329				
Kempton Park	d	1832				1932				2032				2132				2232				2332				
Sunbury	d	1834				1934				2034				2134				2234				2334				
Upper Halliford	d	1836				1936				2036				2136				2236				2336				
Shepperton	a	1841b				1941b				2041b				2141b				2241b				2341b				
Strawberry Hill	d		1843	1859	—		1943	1959	—		2043	2059	—		2143	2159	—		2243	2259	—		2343	2354a	0128a	
Twickenham	d		1856k	1903	1856		1956k	2003	1956		2056k	2103	2056		2156k	2203	2156		2256k	2303	2256		2346a			
St Margarets	d		—	1905	—		—	2005	—		—	2105	—		—	2205	—		—	2305	—					
Richmond	d			1909				2009				2109				2209				2309			2358e			
North Sheen	d			1911				2011				2111				2211				2311						
Mortlake	d			1913				2013				2113				2213				2313						
Barnes	d			1916	1923			2016	2023			2116	2123			2216	2223			2316	2323					
Putney	d			1919	1926			2019	2026			2119	2126			2219	2226			2319	2326			0004e		
Wandsworth Town	d			1922	1929			2022	2029			2122	2129			2222	2229			2322	2329					
Clapham Junction	d			1925	1932			2025	2032			2125	2132			2225	2232			2325	2332			0009e		
Queenstown Road	d			1928	1935			2028	2035			2128	2135			2228	2235			2328	2335					
Vauxhall	d			1932	1938			2032	2038			2132	2138			2232	2238			2332	2338			0014e		
London Waterloo	a			1936	1943			2036	2043			2136	2143			2236	2243			2336	2343			0019e		

Late night and weekend trains may be altered due to engineering works.
Please check at www.southwesternrailway.com before travelling.

For guide to notes and symbols see end of timetable.

South Western Railway



Changing trains

Most journeys shown in this timetable are by through trains, shown in **bold type**. However, you may be able to make other journeys or reach your destination more quickly by changing trains. To help you find these services, we show them in the timetable with *light italic type*. A letter against the time will show where you need to change trains - please check the 'notes' section for an explanation of these letters.

Please allow plenty of time to make your connection. At most stations you will need to allow at least 5 minutes to change trains. Some stations have a different minimum time and this is shown in the 'station information' table in this timetable. For example 10 means you should allow 10 minutes to change trains at this station.

MONDAY TO FRIDAY
Shepperton branch, Richmond and Kingston to Wimbledon and London Waterloo

Notes		B			*	*	*	*	*B	*	*	*	*B	*	*	*	*B	*	*	*	*											
London Waterloo	d			0533		0603		0633							0703					0803		0833		0903		0933						
Vauxhall	d			0537		0607		0637							0707					0807		0837		0907		0937						
Queenstown Road	d			0540		0610		0640							0710					0810		0840		0910		0940						
Clapham Junction	d			0543		0613		0643							0713					0813	0754	0843		0913		0943						
Wandsworth Town	d			0546		0616		0646							0716					0816		0846		0916		0946						
Putney	d			0549		0619		0649							0719					0819		0849		0919		0949						
Barnes	d			0552		0622		0652							0722					0823		0852		0922		0952						
Mortlake	d			0554		0624		0654							0724					0825		0854		0924		0954						
North Sheen	d			0556		0626		0656							0726					0827		0856		0926		0956						
Richmond	d			0559		0629		0659							0729					0830	0803	0859		0929		0959						
St Margarets	d			0601		0631		0701							0731					0801		0832	0901	0931		1001						
Twickenham	d	0452		0604		0634		0704			0727	0734	0737		0804	0807				0835		0904		0934		1004						
Strawberry Hill	d	0455		0607		0637		0707			0730	0737	0746		0807	0816				0838		0907		0937		1007						
Shepperton	d		0523			0610		0640			0700	0710			0730	0740				0800	0810		0840		0910		0940		1010			
Upper Halliford	d		0526			0613		0643			0703	0713			0733	0743				0803	0813		0843		0913		0943		1013			
Sunbury	d		0528			0615		0645			0705	0715			0735	0745				0805	0815		0845		0915		0945		1015			
Kempton Park	d																							0917		0947		1017				
Hampton	d		0533			0620		0650			0709	0720			0739	0750				0809	0820		0850		0920		0950		1020			
Fulwell	d		0536			0623		0653			0712	0723			0742	0753				0812	0823		0853		0923		0953		1023			
Teddington	d	0459		0544	0611	0628	0641	0658	0711	0719		0728			0741	0749				0758	0811	0819		0828	0841	0858	0911	0928	0941	0958	1011	1028
Hampton Wick	d	0501		0546	0614	0630	0644	0700	0714	0721		0730			0744	0751				0800	0814	0821		0830	0844	0900	0914	0930	0944	1000	1014	1030
Kingston	a	0503		0548	0616	0632	0646	0702	0716	0723		0732			0746	0753				0802	0816	0823		0832	0846	0902	0916	0932	0946	1002	1016	1032
Kingston	d	0504		0549	0619	0633	0648	0703	0718	0725		0733			0748	0755				0803	0818	0825		0833	0848	0903	0918	0933	0948	1003	1018	1033
Norbiton	d	0506		0551	0621	0635	0650	0705	0720	0727		0735			0750	0757				0805	0820	0827		0835	0850	0905	0920	0935	0950	1005	1020	1035
New Malden	d	0510		0555	0625	0640	0655	0709	0725	0731		0740			0755	0801				0810	0825	0831		0840	0855	0910	0925	0940	0955	1010	1025	1040
Raynes Park	d	0513		0558	0628	0643	0658	0712	0728	0734		0743			0758	0804				0813	0828	0834		0843	0858	0913	0928	0943	0958	1013	1028	1043
Wimbledon	d	0517		0602	0632	0647	0702	0716	0732	0738		0747			0802	0808				0817	0832	0838		0847	0902	0917	0932	0947	1002	1017	1032	1047
Earlsfield	d	0521		0605	0635	0651	0706	0720	0736	0742		0751			0806	0812				0821	0836	0842		0851	0906	0921	0936	0950	1005	1020	1035	1050
Clapham Junction	d	0525	0605	0609	0639	0655	0710	0724	0740	0746	0749	0755			0810	0816	0819			0825	0840	0846	0849	0855	0910	0925	0940	0954	1009	1024	1039	1054
Vauxhall	d	0531	0612	0614	0644	0700	0715	0729	0745	0751	0756	0800			0815	0821	0826			0830	0845	0851	0856	0900	0915	0930	0945	0959	1014	1029	1044	1059
London Waterloo	a	0535	0616	0620	0649	0706	0721	0735	0751	0757	0804	0806			0821	0827	0834	0836		0851	0857	0904	0906	0922	0936	0951	1004	1019	1034	1049	1104	

Late night and weekend trains may be altered due to engineering works.
Please check at www.southwesternrailway.com before travelling.

★ Passengers travelling with cycles may not join or leave services at stations with train times shown in blue.
For guide to all other notes and symbols see end of timetable.

MONDAY TO FRIDAY
Shepperton branch, Richmond and Kingston to Wimbledon and London Waterloo

	Notes																																				
London Waterloo	d	1003		1033		1103		1133		1203		1233		1303		1333		1403		1433		1503		1533		1601		1631									
Vauxhall	d	1007		1037		1107		1137		1207		1237		1307		1337		1407		1437		1507		1537		1605		1635									
Queenstown Road	d	1010		1040		1110		1140		1210		1240		1310		1340		1410		1440		1510		1540		1608		1638									
Clapham Junction	d	1013		1043		1113		1143		1213		1243		1313		1343		1413		1443		1513		1543		1611		1641									
Wandsworth Town	d	1016		1046		1116		1146		1216		1246		1316		1346		1416		1446		1516		1546		1614		1644									
Putney	d	1019		1049		1119		1149		1219		1249		1319		1349		1419		1449		1519		1549		1617		1647									
Barnes	d	1022		1052		1122		1152		1222		1252		1322		1352		1422		1452		1522		1552		1622		1652									
Mortlake	d	1024		1054		1124		1154		1224		1254		1324		1354		1424		1454		1524		1554		1624		1654									
North Sheen	d	1026		1056		1126		1156		1226		1256		1326		1356		1426		1456		1526		1556		1626		1656									
Richmond	d	1029		1059		1129		1159		1229		1259		1329		1359		1429		1459		1529		1559		1629		1659									
St Margarets	d	1031		1101		1131		1201		1231		1301		1331		1401		1431		1501		1531		1601		1631		1701									
Twickenham	d	1034		1104		1134		1204		1234		1304		1334		1404		1434		1504		1534		1604		1634		1704									
Strawberry Hill	d	1037		1107		1137		1207		1237		1307		1337		1407		1437		1507		1537		1607		1637		1707									
Shepperton	d		1040		1110		1140		1210		1240		1310		1340		1410		1440		1510		1540		1610		1640		1710								
Upper Halliford	d		1043		1113		1143		1213		1243		1313		1343		1413		1443		1513		1543		1613		1643		1713								
Sunbury	d		1045		1115		1145		1215		1245		1315		1345		1415		1445		1515		1545		1615		1645		1715								
Kempton Park	d		1047		1117		1147		1217		1247		1317		1347		1417		1447		1517		1547		1617		1647		1717								
Hampton	d		1050		1120		1150		1220		1250		1320		1350		1420		1450		1520		1550		1620		1650		1720								
Fulwell	d		1053		1123		1153		1223		1253		1323		1353		1423		1453		1523		1553		1623		1653		1723								
Teddington	d	1041	1058	1111	1128	1141	1158	1211	1228	1241	1258	1311	1328	1341	1358	1411	1428	1441	1458	1511	1528	1541	1558	1611	1628	1643	1658	1713	1728								
Hampton Wick	d	1044	1100	1114	1130	1144	1200	1214	1230	1244	1300	1314	1330	1344	1400	1414	1430	1444	1500	1514	1530	1544	1600	1614	1630	1646	1700	1716	1730								
Kingston	a	1046	1102	1116	1132	1146	1202	1216	1232	1246	1302	1316	1332	1346	1402	1416	1432	1446	1502	1516	1532	1546	1602	1616	1632	1648	1702	1718	1732								
Kingston	d	1048	1103	1118	1133	1148	1203	1218	1233	1248	1303	1318	1333	1348	1403	1418	1433	1448	1503	1518	1533	1548	1603	1618	1633	1648	1703	1718	1733								
Norbiton	d	1050	1105	1120	1135	1150	1205	1220	1235	1250	1305	1320	1335	1350	1405	1420	1435	1450	1505	1520	1535	1550	1605	1620	1635	1650	1705	1720	1735								
New Malden	d	1055	1110	1125	1140	1155	1210	1225	1240	1255	1310	1325	1340	1355	1410	1425	1440	1455	1510	1525	1540	1555	1610	1625	1640	1655	1710	1725	1740								
Raynes Park	d	1058	1113	1128	1143	1158	1213	1228	1243	1258	1313	1328	1343	1358	1413	1428	1443	1458	1513	1528	1543	1558	1613	1628	1643	1658	1713	1728	1743								
Wimbledon	d	1102	1117	1132	1147	1202	1217	1232	1247	1302	1317	1332	1347	1402	1417	1432	1447	1502	1517	1532	1547	1602	1617	1632	1647	1702	1717	1732	1747								
Earlsfield	d	1105	1120	1135	1150	1205	1220	1235	1250	1305	1320	1335	1350	1405	1420	1435	1450	1505	1520	1535	1550	1605	1620	1635	1650	1705	1720	1735	1750								
Clapham Junction	d	1109	1124	1139	1154	1209	1224	1239	1254	1309	1324	1339	1354	1409	1424	1439	1454	1509	1524	1539	1554	1609	1624	1639	1654	1709	1724	1739	1754								
Vauxhall	d	1114	1129	1144	1159	1214	1229	1244	1259	1314	1329	1344	1359	1414	1429	1444	1459	1514	1529	1544	1559	1614	1629	1644	1659	1714	1729	1744	1759								
London Waterloo	a	1119	1134	1149	1204	1219	1234	1249	1304	1319	1334	1349	1404	1419	1434	1449	1504	1519	1534	1549	1604	1619	1634	1649	1704	1719	1735	1749	1805								

Late night and weekend trains may be altered due to engineering works.

 Please check at www.southwesternrailway.com before travelling.

For guide to notes and symbols see end of timetable.

MONDAY TO FRIDAY

Shepperton branch, Richmond and Kingston to Wimbledon and London Waterloo

	Notes	★	★	★	★C	★	★C	★	★C	★	★C																
London Waterloo	d	1701	1713	1731	1743	1801	1813	1831	1843	1901	1933	2003	2033	2103	2133	2203	2233										
Vauxhall	d	1705	1717	1735	1747	1805	1817	1835	1847	1905	1937	2007	2037	2107	2137	2207	2237										
Queenstown Road	d	1708		1738		1808		1838		1908		2010	2040	2110	2140	2210	2240										
Clapham Junction	d	1711	1723	1741	1753	1811	1823	1841	1853	1911	1943	2013	2043	2113	2143	2213	2243										
Wandsworth Town	d	1714		1744		1814		1844		1914		2016	2046	2116	2146	2216	2246										
Putney	d	1717	1727	1747	1757	1817	1827	1847	1857	1917	1949	2019	2049	2119	2149	2219	2249										
Barnes	d	1722		1752		1822		1852		1922		2022	2052	2122	2152	2222	2252										
Mortlake	d	1724		1754		1824		1854		1924		2024	2054	2124	2154	2224	2254										
North Sheen	d	1726		1756		1826		1856		1926		2026	2056	2126	2156	2226	2256										
Richmond	d	1729	1733	1759	1803	1829	1833	1859	1903	1929	1959	2029	2059	2129	2159	2229	2259										
St Margarets	d	1731		1801		1831		1901		1931		2002	2031	2101	2131	2201	2231										
Twickenham	d	1734	1737	1804	1807	1834	1837	1904	1907	1934	2004	2034	2104	2134	2204	2234	2304										
Strawberry Hill	d	1737	1741	1807	1811	1837	1841	1907	1911	1937	2008	2037	2107	2137	2207	2237	2307										
Shepperton	d			1740		1810		1836		1906		1940		2010		2040		2110		2140		2210		2240		2310	
Upper Halliford	d			1743		1813		1839		1909		1943		2013		2043		2113		2143		2213		2243		2313	
Sunbury	d			1745		1815		1841		1911		1945		2015		2045		2115		2145		2215		2245		2315	
Kempton Park	d			1747		1817		1843		1913		1947		2017		2047		2117		2147		2217		2247		2317	
Hampton	d			1750		1820		1850		1920		1950		2020		2050		2120		2150		2220		2250		2320	
Fulwell	d			1753		1823		1853		1923		1953		2023		2053		2123		2153		2223		2253		2323	
Teddington	d	1743	1752	1758	1813	1828	1843	1858	1913	1928	1943	1958	2012	2028	2041	2058	2111	2128	2141	2158	2211	2228	2241	2258	2311	2328	
Hampton Wick	d	1746	1754	1800	1816	1830	1846	1900	1916	1930	1946	2000	2014	2030	2044	2100	2114	2130	2144	2200	2214	2230	2244	2300	2314	2330	
Kingston	a	1748	1756	1802	1818	1832	1848	1902	1918	1932	1948	2003	2016	2032	2046	2102	2116	2132	2146	2202	2216	2232	2246	2302	2316	2332	
Kingston	d	1748	1758	1803	1818	1833	1848	1903	1918	1933	1948	2003	2018	2033	2048	2103	2118	2133	2148	2203	2218	2233	2248	2303	2318	2333	
Norbiton	d	1750	1800	1805	1820	1835	1850	1905	1920	1935	1950	2005	2020	2035	2050	2105	2120	2135	2150	2205	2220	2235	2250	2305	2320	2335	
New Malden	d	1755	1804	1810	1825	1840	1855	1910	1925	1940	1955	2010	2025	2040	2055	2110	2125	2140	2155	2210	2225	2240	2255	2310	2325	2341	
Raynes Park	d	1757	1806	1813	1828	1843	1858	1913	1928	1943	1958	2013	2028	2043	2058	2113	2128	2143	2158	2213	2228	2243	2258	2313	2328	2343	
Wimbledon	d	1801	1810	1817	1832	1847	1902	1917	1932	1947	2002	2017	2032	2047	2102	2117	2132	2147	2202	2217	2232	2247	2302	2317	2332	2350	
Earlsfield	d	1805	1814	1820	1835	1850	1905	1920	1935	1950	2005	2020	2035	2050	2105	2120	2135	2150	2205	2220	2235	2250	2305	2320	2336	2353	
Clapham Junction	d	1809	1818	1824	1839	1854	1909	1924	1939	1954	2009	2024	2039	2054	2109	2124	2139	2154	2209	2224	2239	2254	2309	2325	2340	2357	
Vauxhall	d	1814	1823	1829	1845	1859	1914	1929	1944	1959	2014	2029	2044	2059	2114	2129	2144	2159	2214	2229	2244	2259	2314	2330	2345	0002	
London Waterloo	a	1818	1828	1835	1849	1905	1919	1934	1949	2004	2019	2035	2049	2104	2119	2134	2149	2204	2219	2234	2249	2304	2319	2334	2349	0010	

Late night and weekend trains may be altered due to engineering works.
Please check at www.southwesternrailway.com before travelling.

★ Passengers travelling with cycles may not join or leave services at stations with train times shown in blue.
For guide to all other notes and symbols see end of timetable.

MONDAY TO FRIDAY

Shepperton branch, Richmond and Kingston to Wimbledon and London Waterloo

Notes																														
London Waterloo	d	2303	2333	0018																										
Vauxhall	d	2307	2337	0022																										
Queenstown Road	d	2310	2340	0025																										
Clapham Junction	d	2313	2343	0029																										
Wandsworth Town	d	2316	2346	0032																										
Putney	d	2319	2349	0035																										
Barnes	d	2322	2352	0038																										
Mortlake	d	2324	2354	0040																										
North Sheen	d	2326	2356	0042																										
Richmond	d	2329	2359	0045																										
St Margarets	d	2331	0001	0047																										
Twickenham	d	2334	0004	0050																										
Strawberry Hill	d	2337	0009	0053s																										
Shepperton	d																													
Upper Halliford	d																													
Sunbury	d																													
Kempton Park	d																													
Hampton	d																													
Fulwell	d																													
Teddington	d	2341	0012	0056s																										
Hampton Wick	d	2344	0014	0059s																										
Kingston	a	2346	0016	0101																										
Kingston	d	2349																												
Norbiton	d	2351																												
New Malden	d	2355																												
Raynes Park	d	2358																												
Wimbledon	d	0002																												
Earlsfield	d	0005																												
Clapham Junction	d	0009																												
Vauxhall	d	0014																												
London Waterloo	a	0022																												

Late night and weekend trains may be altered due to engineering works. Please check at www.southwesternrailway.com before travelling.

For guide to notes and symbols see end of timetable.

SATURDAY

Shepperton branch, Richmond and Kingston to Wimbledon and London Waterloo

Notes																																								
London Waterloo	d	1903		1933		2003		2033		2103		2133		2203		2233		2303	2333	0018																				
Vauxhall	d	1907		1937		2007		2037		2107		2137		2207		2237		2307	2337	0022																				
Queenstown Road	d	1910		1940		2010		2040		2110		2140		2210		2240		2310	2340	0027																				
Clapham Junction	d	1913		1943		2013		2043		2113		2143		2213		2243		2313	2343	0030																				
Wandsworth Town	d	1916		1946		2016		2046		2116		2146		2216		2246		2316	2346	0033																				
Putney	d	1919		1949		2019		2049		2119		2149		2219		2249		2319	2349	0036																				
Barnes	d	1922		1952		2022		2052		2122		2152		2222		2252		2322	2352	0039																				
Mortlake	d	1924		1954		2024		2054		2124		2154		2224		2254		2324	2354	0041																				
North Sheen	d	1926		1956		2026		2056		2126		2156		2226		2256		2326	2356	0043																				
Richmond	d	1929		1959		2029		2059		2129		2159		2229		2259		2329	2359	0046																				
St Margarets	d	1931		2001		2031		2101		2131		2201		2231		2301		2331	0001	0048																				
Twickenham	d	1934		2004		2034		2104		2134		2204		2234		2304		2334	0004	0051																				
Strawberry Hill	d	1937		2007		2037		2107		2137		2207		2237		2307		2337	0009	0054s																				
Shepperton	d		1940		2010		2040		2110		2140		2210		2240		2310																							
Upper Halliford	d		1943		2013		2043		2113		2143		2213		2243		2313																							
Sunbury	d		1945		2015		2045		2115		2145		2215		2245		2315																							
Kempton Park	d		1947		2017		2047		2117		2147		2217		2247		2317																							
Hampton	d		1950		2020		2050		2120		2150		2220		2250		2320																							
Fulwell	d		1953		2023		2053		2123		2153		2223		2253		2323																							
Teddington	d	1941	1958	2011	2028	2041	2058	2111	2128	2141	2158	2211	2228	2241	2258	2311	2328	2341	0012	0057s																				
Hampton Wick	d	1944	2000	2014	2030	2044	2100	2114	2130	2144	2200	2214	2230	2244	2300	2314	2330	2344	0014	0100s																				
Kingston	a	1946	2002	2016	2032	2046	2102	2116	2132	2146	2202	2216	2232	2246	2302	2316	2332	2346	0016	0102																				
Kingston	d	1948	2003	2018	2033	2048	2103	2118	2133	2148	2203	2218	2233	2248	2303	2318	2333	2348																						
Norbiton	d	1950	2005	2020	2035	2050	2105	2120	2135	2150	2205	2220	2235	2250	2305	2320	2335	2350																						
New Malden	d	1955	2010	2025	2040	2055	2110	2125	2140	2155	2210	2225	2240	2255	2310	2325	2340	2355																						
Raynes Park	d	1958	2013	2028	2043	2058	2113	2128	2143	2158	2213	2228	2243	2258	2313	2328	2343	2358																						
Wimbledon	d	2002	2017	2032	2047	2102	2117	2132	2147	2202	2217	2232	2247	2302	2317	2332	2347	0002																						
Earlsfield	d	2005	2020	2035	2050	2106	2120	2135	2150	2205	2220	2235	2250	2305	2320	2335	2350	0005																						
Clapham Junction	d	2009	2024	2039	2054	2109	2124	2139	2154	2209	2224	2239	2254	2309	2324	2339	2354	0009																						
Vauxhall	d	2014	2029	2044	2059	2114	2129	2144	2159	2214	2229	2244	2259	2314	2329	2344	2359	0015																						
London Waterloo	a	2019	2034	2049	2104	2119	2134	2149	2204	2219	2235	2249	2304	2319	2334	2349	0005	0022																						

Late night and weekend trains may be altered due to engineering works.
Please check at www.southwesternrailway.com before travelling.

For guide to notes and symbols see end of timetable.

SUNDAY**Shepperton branch, Richmond and Kingston to Wimbledon and London Waterloo**

Notes																	H		H		H		H						
London Waterloo	d	0614		0714		0814		0914		1014		1114		1214		1314		1414	1420		1514	1520		1614	1620		1714	1720	
Vauxhall	d	0618		0718		0818		0918		1018		1119		1219		1318		1418	1424		1518	1524		1618	1624		1718	1724	
Queenstown Road	d	0621		0721		0821		0921		1021		1122		1222		1321		1421	1427		1521	1527		1621	1627		1721	1727	
Clapham Junction	d	0624		0724		0824		0924		1024		1125		1225		1324		1424	1430		1524	1530		1624	1630		1724	1730	
Wandsworth Town	d	0627		0727		0827		0927		1027		1128		1228		1327		1427	1433		1527	1533		1627	1633		1727	1733	
Putney	d	0630		0730		0830		0930		1030		1131		1231		1330		1430	1436		1530	1536		1630	1636		1730	1736	
Barnes	d	0633		0733		0833		0933		1033		1134		1234		1333		1433	1439		1533	1539		1633	1639		1733	1739	
Mortlake	d	0635		0735		0835		0935		1035		1136		1236		1335		1435		1535		1635		1735		1735		1735	
North Sheen	d	0637		0737		0837		0937		1037		1138		1238		1337		1437		1537		1637		1737		1737		1737	
Richmond	d	0640		0740		0840		0940		1040		1141		1241		1340		1440		1540		1640		1740		1740		1740	
St Margarets	d	0642		0742		0842		0942		1042		1143		1243		1342		1442		1542		1642		1742		1742		1742	
Twickenham	d	0645		0745		0845		0945		1045		1146		1246		1345		1445	1511	1545	1611	1645	1711	1745	1711	1745	1811	1811	
Strawberry Hill	d	0649		0749		0849		0949		1049		1150		1250		1349		1449	1514	1549	1614	1649	1714	1749	1714	1749	1814	1814	
Shepperton	d		0711		0811		0911		1011		1111		1211		1311		1411		1511		1611		1711		1711		1811		1811
Upper Halliford	d		0714		0814		0914		1014		1114		1214		1314		1414		1514		1614		1714		1714		1814		1814
Sunbury	d		0716		0816		0916		1016		1116		1216		1316		1416		1516		1616		1716		1716		1816		1816
Kempton Park	d		0718		0818		0918		1018		1118		1218		1318		1418		1518		1618		1718		1718		1818		1818
Hampton	d		0721		0821		0921		1021		1121		1221		1321		1421		1521		1621		1721		1721		1821		1821
Fulwell	d		0724		0824		0924		1024		1124		1224		1324		1424		1524		1624		1724		1724		1824		1824
Teddington	d	0655	0729	0755	0829	0855	0929	0955	1029	1055	1129	1155	1229	1255	1329	1355	1429	1455	1517	1529	1555	1617	1629	1655	1717	1729	1755	1817	1829
Hampton Wick	d	0657	0731	0757	0831	0857	0931	0957	1031	1057	1131	1157	1231	1257	1331	1357	1431	1457	1520	1531	1557	1620	1631	1657	1720	1731	1757	1820	1831
Kingston	a	0659	0733	0759	0833	0859	0933	0959	1033	1059	1133	1159	1233	1259	1333	1359	1433	1459	1522	1533	1559	1622	1633	1659	1722	1733	1759	1822	1833
Kingston	d	0704	0734	0804	0834	0904	0934	1004	1034	1104	1134	1204	1234	1304	1334	1404	1434	1504	1534	1604	1634	1704	1734	1804	1734	1804	1834	1834	1834
Norbiton	d	0706	0736	0806	0836	0906	0936	1006	1036	1106	1136	1206	1236	1306	1336	1406	1436	1506	1536	1606	1636	1706	1736	1806	1736	1806	1836	1836	1836
New Malden	d	0710	0740	0810	0840	0910	0940	1010	1040	1110	1140	1210	1240	1310	1340	1410	1440	1510	1540	1610	1640	1710	1740	1810	1740	1810	1840	1840	1840
Raynes Park	d	0713	0743	0813	0843	0913	0943	1013	1043	1113	1143	1213	1243	1313	1343	1413	1443	1513	1543	1613	1643	1713	1743	1813	1743	1813	1843	1843	1843
Wimbledon	d	0720	0747	0817	0847	0917	0947	1017	1047	1117	1147	1217	1247	1317	1347	1417	1447	1517	1547	1617	1647	1717	1747	1817	1747	1817	1847	1847	1847
Earlsfield	d	0724	0751	0821	0851	0921	0950	1020	1050	1120	1150	1220	1250	1320	1350	1420	1450	1520	1550	1620	1650	1720	1750	1820	1750	1820	1850	1850	1850
Clapham Junction	d	0728	0757	0827	0857	0925	0954	1024	1054	1124	1154	1224	1254	1324	1354	1424	1454	1524	1554	1624	1654	1724	1754	1824	1754	1824	1854	1854	1854
Vauxhall	d	0733	0802	0832	0902	0930	0959	1032	1059	1132	1159	1229	1259	1329	1359	1429	1459	1529	1559	1629	1659	1729	1759	1829	1759	1829	1859	1859	1859
London Waterloo	a	0737	0809	0836	0909	0937	1009	1036	1109	1136	1209	1234	1306	1334	1404	1434	1504	1534	1604	1634	1704	1734	1804	1834	1804	1834	1904	1904	1904

Late night and weekend trains may be altered due to engineering works.

Please check at www.southwesternrailway.com before travelling.

For guide to notes and symbols see end of timetable.






SUNDAY**Shepperton branch, Richmond and Kingston to Wimbledon and London Waterloo**

Notes		H		H		H		H		H		H		H		H										
London Waterloo	d	1814	1820		1914	1920		2014	2020		2114	2120		2214	2220		2314	2320	0018							
Vauxhall	d	1818	1824		1918	1924		2018	2024		2118	2124		2218	2224		2318	2324	0022							
Queenstown Road	d	1821	1827		1921	1927		2021	2027		2121	2127		2221	2227		2321	2327	0025							
Clapham Junction	d	1824	1830		1924	1930		2024	2030		2124	2130		2224	2230		2324	2330	0029							
Wandsworth Town	d	1827	1833		1927	1933		2027	2033		2127	2133		2227	2233		2327	2333	0032							
Putney	d	1830	1836		1930	1936		2030	2036		2130	2136		2230	2236		2330	2336	0035							
Barnes	d	1833	1839		1933	1939		2033	2039		2133	2139		2233	2239		2333	2339	0038							
Mortlake	d	1835			1935			2035			2135			2235			2335		0040							
North Sheen	d	1837			1937			2037			2137			2237			2337		0042							
Richmond	d	1840			1940			2040			2140			2240			2340		0045							
St Margarets	d	1842			1942			2042			2142			2242			2342		0047							
Twickenham	d	1845	1911		1945	2011		2045	2111		2145	2211		2245	2311		2345	0012	0050							
Strawberry Hill	d	1849	1914		1949	2014		2049	2114		2149	2214		2249	2314		2348	0015	0053s							
Shepperton	d				1911			2011			2111			2211			2311									
Upper Halliford	d				1914			2014			2114			2214			2314									
Sunbury	d				1916			2016			2116			2216			2316									
Kempton Park	d				1918			2018			2118			2218			2318									
Hampton	d				1921			2021			2121			2221			2321									
Fulwell	d				1924			2024			2124			2224			2324									
Teddington	d	1855	1917	1929	1955	2017	2029	2055	2117	2129	2155	2217	2229	2255	2317	2329	2351	0018	0056s							
Hampton Wick	d	1857	1920	1931	1957	2020	2031	2057	2120	2131	2157	2220	2231	2257	2320	2331	2354	0021	0059s							
Kingston	a	1859	1922	1933	1959	2022	2033	2059	2122	2133	2159	2222	2233	2259	2322	2333	2356	0023	0101							
Kingston	d	1904		1934	2004		2034	2104		2134	2204		2234	2304		2334										
Norbiton	d	1906		1936	2006		2036	2106		2136	2206		2236	2306		2336										
New Malden	d	1910		1940	2010		2040	2110		2140	2210		2240	2310		2340										
Raynes Park	d	1913		1943	2013		2043	2113		2143	2213		2243	2313		2343										
Wimbledon	d	1917		1947	2017		2047	2117		2147	2217		2247	2317		2347										
Earlsfield	d	1920		1950	2020		2050	2120		2150	2220		2250	2320		2350										
Clapham Junction	d	1924		1954	2024		2054	2124		2154	2224		2254	2324		2354										
Vauxhall	d	1929		1959	2029		2059	2129		2159	2229		2259	2329		2359										
London Waterloo	a	1934		2004	2034		2104	2136		2204	2236		2304	2335		0004										


Late night and weekend trains may be altered due to engineering works.
Please check at www.southwesternrailway.com before travelling.

For guide to notes and symbols see end of timetable.

GUIDE TO NOTES AND SYMBOLS

- A** From Shepperton.
- B** Service operates via Richmond.
- C** To Shepperton.
- D** From Twickenham.
- H** Service operates via Hounslow.
- a** Arrival time.
- b** Arrives 2 minutes earlier until 7 October.
- c** Change at Wimbledon.
- d** Departure time.
- e** Change at Twickenham.
- k** Arrives Twickenham 10 minutes earlier.
- s** Stops to let passengers leave the train only.
-  Interchange for Tramlink service to Croydon. Visit tfl.gov.uk for details.
-  Interchange for London Underground services. Visit tfl.gov.uk for details.
-  Car Park.
-  Minimum connection time where different from the standard five minutes.
-  Continued in later column.

All services in this timetable are operated by South Western Railway.

-  Continued from earlier column.
- #8** Refers to Pocket Timetable number which shows the full service between this station and London Waterloo.
- ★** Passengers travelling with cycles may not join or leave services at stations with train times shown in blue.

Cycles on trains - Monday to Friday

At peak times the following restrictions apply in the area bounded by Reading, Hook, Alton, Guildford and Dorking.

Passengers travelling with cycles may not join or leave services timed to arrive in London Waterloo between 0715 and 1000 inclusive and departing London Waterloo between 1645 and 1900.

Also passengers travelling with cycles may not join or leave any service departing from Clapham Junction between 0745 and 0900 in an area bounded by Clapham Junction, Strawberry Hill and Feltham.

Travelling after midnight?

Trains which run after midnight are shown at the end of the day.

Trains shown in green

Trains shown in green type vary during the timetable. Please see note next to time.




Windsor Lines Passengers Association

WLPAs represents users of rail services from London Waterloo to Windsor and Reading including the Weybridge and Camberley branches and the Hounslow and Teddington Loops.

Email: membership@wlpa.co.uk

STATION INFORMATION

See notes for explanation of symbols.

London Waterloo			
Vauxhall			
Clapham Junction			
Earlsfield			#8
Wimbledon			#8
Raynes Park			#8
New Malden			#8
Norbiton			
Kingston			
Hampton Wick			
Teddington			
Fulwell			
Hampton			
Kempton Park			
Sunbury			
Upper Halliford			
Shepperton			
Strawberry Hill			
Twickenham			#9
St Margarets			#9
Richmond			#9
North Sheen			#9
Mortlake			#9
Barnes			#9
Putney			#9
Wandsworth Town			#9
Queenstown Road			#9



Visit us at southwesternrailway.com

- Buying tickets online
- Special offers and days out
- Live train information
- Plan your journey
- Train times
- Latest news



Free Travel Alerts southwesternrailway.com/alerts

Keeping our registered customers up-to-date with their service running information, delays and alterations.



Twitter Customer Service [@SW_Railway](https://twitter.com/SW_Railway) [@SW_Help](https://twitter.com/SW_Help)

Follow South Western Railway on Twitter and be the first to know what's happening on our network.



[Facebook.com/SWRailway](https://facebook.com/SWRailway)

Providing South Western Railway network information and details of our latest offers.



Customer Service Centre **0345 6000 650**

Our UK based team are available 7 days a week from 6am to 10pm for:

- Ticket sales by credit or debit card
- Comments and suggestions



Assisted Travel **0800 5282 100** **Textphone 0800 6920 792**

A freephone service open 6am - 10pm for older and disabled passengers. We recommend booking assistance at **24 hours in advance**.



National Rail Enquiries **03457 48 49 50**

Train times, fares and rail information.

First MTR South Western Trains Limited (trading as South Western Railway) accepts no liability for any inaccuracy in the information contained in this timetable which is subject to alteration.

First MTR South Western Trains Limited. Registered in England and Wales 07900320. Registered office: 50 Eastbourne Terrace, Paddington, London, W2 6LG. A FirstGroup and MTR company.

PTT01 0817

South Western Railway



Please Recycle