

# 8

## Surbiton and Wimbledon to London Waterloo



### TRAIN TIMES

29 August to 9 December  
2017

# Hello and welcome to the Autumn 2017 South Western Railway timetable.

We are delighted to be your new train operator and we're already working on improvements for you – visit the new look website at [southwesternrailway.com](http://southwesternrailway.com) and follow us on Twitter @SW\_Railway & @SW\_Help for the latest information.



As well as providing our staff with the right training and tools for their jobs in order to deliver the best possible customer experience, we'll also be investing over £1.2 billion in station improvements, new trains and train refurbishment and new ticket options to save you time and money. We'll significantly increase capacity by introducing new trains and running longer trains, meaning 52,000 more seats a day across peak times at London Waterloo by December 2020. Look out for updates on all of this.

We're committed to giving you better trains, better service and a better travel experience and thank you for coming on this journey with us.

**Andy Mellors**  
Managing Director  
South Western Railway

## Buy a ticket before you board

You need to buy a valid ticket before you board one of your trains. We know that the vast majority of our passengers buy a valid ticket before travelling and we have a duty to those passengers to make sure no one travels without paying. For this reason, we run a penalty fares scheme across most of our network.

If you travel to or from a station within the penalty fares area without a valid ticket, you may be liable for a penalty fare of £20 or twice the single fare to the next station at which your train stops (whichever is higher). You will then be required to buy a ticket for the remainder of the journey.

We have a policy to prosecute all deliberate fare evaders, wherever possible.

## Changes to train times

Network Rail needs to do engineering work to maintain and improve the rail network. Much of this work is done weekends and during the holiday periods, but some work also needs to be done overnight during the week.

Buses will replace train services where lines are closed for work to take place. We may also have to alter train services over a wider area.

We advise that you check for any changes to train times before using weekend, late evening or early morning services. Please look for the 'Changes to train times' posters at stations or visit our website at [www.southwesternrailway.com](http://www.southwesternrailway.com).

## No smoking policy

For the comfort of all our customers, smoking and the use of e-cigarettes is not permitted on any part of our trains or stations.

You can smoke outside the station entrance or in our car parks.

## Cycles on trains

The services in this timetable have limited room for cycles so we have had to apply to restrictions. The star ★ symbol, with train times printed in light blue, show restricted trains. We will carry folding cycles on any train as long as they can be folded small enough to be carried safely in the luggage rack. Cycles are not allowed on buses that replace trains during engineering works.

# MONDAY TO FRIDAY

# Surbiton and Wimbledon to London Waterloo (Complete service)

Notes				†										†							★	★	★	★	★	★	★	★			
<b>Surbiton</b>	d	0454			0540	0601			0556	0602	0611			0628	0635			0631	0641		0641										
Berrylands	d									0604								0634													
New Malden	d		0510							0607								0637			0640										
Raynes Park	d		0513	0549				0558		0610		0619	0628			0634		0640		0643		0649	0654	0658			0704	0709	0712		0718
Wimbledon	d	0502	0517	0553	0549			0602	0605	0614	0620	0623	0632	0635		0638	0644	0647	0647	0650	0653	0658	0702	0705		0708	0713	0716	0719	0722	
Earlsfield	d		0521	0558				0605	0608	0617	0624	0627	0635	0639		0642	0648		0651	0654	0657	0702	0706	0709		0712	0717	0720	0723	0726	
Clapham Junction	a	0508	0525	0601	0600			0609	0612	0621	0627	0630	0639	0642	0646	0645	0651	0654	0654	0657	0700	0705	0709	0712		0715	0720	0723	0726	0729	
Vauxhall	a		0530	0606	0607			0614	0617	0626	0632	0635	0644	0647		0650	0656		0659	0702	0705	0710	0714	0717		0720	0725	0728	0731	0734	
<b>London Waterloo</b>	a	0518	0535	0611	0615b	0620	0620	0622	0631	0637	0640	0649	0653	0655	0656	0703	0704	0706	0709	0712	0718	0721	0724	0726	0727	0733	0735	0739	0742		

Notes	★	★	†	★	★	†	★	★	★	★	★	★	★	★	†	★	★	†	★	★	★	†	★	★	★	★	★	★			
<b>Surbiton</b>	d			0727						0731			0741		0753			0757			0801		0819	0811		0825					
Berrylands	d									0733											0803										
New Malden	d				0725			0731		0737	0740	0745				0755				0801		0806	0810		0815			0825			
Raynes Park	d	0721	0724		0728	0731		0734	0737	0740	0743		0750		0754		0758	0801		0804	0807	0810	0813			0820	0824		0828	0828	
Wimbledon	d	0725	0728		0732	0735		0738	0741	0744	0747	0750	0754		0758		0802	0805		0808	0811	0814	0817			0820	0824		0828	0832	
Earlsfield	d	0729	0732		0736	0739		0742	0745	0748	0751	0754	0758		0802		0806	0809		0812	0815	0818	0821			0824	0828	0831		0835	0836
Clapham Junction	a		0735		0739	0742		0745	0748	0751	0754	0758	0801		0805		0809	0812		0815	0818	0821	0824			0828	0831		0835	0839	
Vauxhall	a		0740		0744	0747		0750	0753	0756	0759	0803	0806		0810		0814	0817		0820	0823	0826	0829			0833	0836		0840	0844	
<b>London Waterloo</b>	a	0744	0748	0749	0751	0754	0756	0757	0800	0803	0806	0810	0813	0813	0818	0819	0821	0824	0826	0827	0830	0834	0836	0836	0840	0843	0846	0848	0851		

Notes	★	★	†	★	★	★	★	★	★	★	★	★	★	†	★	★	★	†	★	★	★	★	†							
<b>Surbiton</b>	d			0838		0842	0831			0848				0857		0911	0901		0911	0919				0927		0938	0931		0941	
Berrylands	d						0833										0903									0933				
New Malden	d		0831				0836	0840					0855			0906	0910									0936	0940			
Raynes Park	d	0831	0834		0837		0840	0843			0849	0854	0858		0904		0910	0913		0919	0922	0924	0928			0934			0940	0943
Wimbledon	d	0835	0838		0841		0844	0847			0853	0858	0902	0905	0908		0914	0917	0920		0923	0926	0929	0932	0935	0938		0944	0947	0950
Earlsfield	d	0839	0842		0845		0848	0851			0857	0902	0906	0909	0912		0918	0921	0924		0927	0930	0932	0936	0939	0942		0947	0950	0954
Clapham Junction	a	0842	0845		0848		0851	0854			0900	0905	0909	0912	0915		0921	0924	0927		0930		0936	0939	0942	0945	0950	0951	0954	0957
Vauxhall	a	0847	0850		0853		0856	0859			0905	0910	0914	0917	0920		0926	0929	0932		0935		0941	0944	0947	0950		0956	0959	1002
<b>London Waterloo</b>	a	0854	0857	0859	0900	0901	0903	0906	0906	0912	0918	0922	0924	0927	0929	0933	0936	0939	0940	0942	0946	0947	0951	0954	0957	0959	1002	1004	1007	

Late night and weekend trains may be altered due to engineering works. Please check at [www.southwesternrailway.com](http://www.southwesternrailway.com) before travelling.

★ Passengers travelling with cycles may not join or leave services at stations with train times shown in blue. For guide to all other notes and symbols see end of timetable.



**MONDAY TO FRIDAY**
**Surbiton and Wimbledon to London Waterloo (Complete service)**

Notes																												
<b>Surbiton</b>	d	1356		1408	1402		1416	1411				1426		1438	1432		1446	1441				1456		1508	1502		1511	1516
Berrylands	d				1404										1434										1504			
New Malden	d				1407	1410									1437	1440									1507	1510		
Raynes Park	d		1404		1410	1413			1419	1423	1428		1434		1440	1443			1449	1453	1458		1504		1510	1513		1519
Wimbledon	d	1405	1408		1414	1417		1420	1423	1427	1432	1435	1438		1444	1447		1450	1453	1457	1502	1505	1508		1514	1517	1520	1523
Earlsfield	d	1408	1412		1417	1420		1424	1427	1431	1435	1438	1442		1447	1450		1454	1457	1501	1505	1508	1512		1517	1520	1524	1527
Clapham Junction	a	1412	1415		1421	1424		1427	1430	1434	1439	1442	1445	1448	1451	1454	1457	1457	1500	1504	1509	1512	1515		1521	1524	1527	1530
Vauxhall	a	1417	1420		1426	1429		1432	1435	1439	1444	1447	1450		1456	1459		1502	1505	1509	1514	1517	1520		1526	1529	1532	1535
<b>London Waterloo</b>	a	1422	1425	1427	1431	1434	1436	1437	1440	1446	1449	1452	1455	1500	1501	1504	1508	1508	1511	1516	1519	1522	1525	1529	1531	1534	1537	1540

Notes																													
<b>Surbiton</b>	d			1526		1538	1532		1546	1541			1556		1608	1602		1616	1611					1626		1638	1632		1641
Berrylands	d						1534									1604										1634			
New Malden	d		1525				1537	1540					1555			1607	1610									1637	1640		
Raynes Park	d	1523	1528		1534		1540	1543			1549	1553	1558		1604								1625		1634		1640	1643	
Wimbledon	d	1527	1532	1535	1538		1544	1547		1550	1553	1557	1602	1605	1608		1614	1617		1620	1623	1627	1632	1635	1638		1644	1647	1650
Earlsfield	d	1531	1535	1538	1542		1547	1550		1554	1557	1601	1605	1608	1612		1617	1620		1624	1627	1631	1635	1638	1642		1647	1650	1654
Clapham Junction	a	1534	1539	1542	1545	1550	1551	1554	1557	1557	1600	1604	1609	1612	1615		1621	1624		1627	1630	1634	1639	1642	1645	1648	1651	1654	1657
Vauxhall	a	1539	1544	1547	1550		1556	1559		1602	1605	1609	1614	1617	1620		1626	1629		1632	1635	1639	1644	1647	1650		1656	1659	1702
<b>London Waterloo</b>	a	1546	1549	1552	1555	1558	1601	1604	1605	1607	1610	1616	1619	1622	1625	1629	1631	1634	1636	1637	1640	1646	1649	1652	1655	1659	1701	1704	1707

Notes																													
<b>Surbiton</b>	d	1646				1656		1708	1701		1716	1711			1726		1738	1731		1741	1746				1756			1808	
Berrylands	d								1704									1734											
New Malden	d				1655				1707	1710					1725			1737	1740								1804		
Raynes Park	d		1649	1653	1658		1704		1709	1713			1719	1723	1728		1734		1739	1743			1749	1753	1757		1803	1806	
Wimbledon	d		1653	1657	1702	1705	1708		1713	1717		1720	1723	1728	1732	1735	1738		1743	1747	1750		1753	1757	1801	1804	1807	1810	
Earlsfield	d		1657	1702	1705	1708	1712		1717	1720		1724	1727	1731	1735	1738	1742		1747	1750	1754		1757	1801	1805	1808	1811	1814	
Clapham Junction	a	1657	1700	1705	1709	1712	1715		1720	1724		1727	1730	1735	1739	1742	1745	1748	1750	1754	1757	1757	1800	1804	1808	1811	1814	1817	
Vauxhall	a		1705	1710	1714	1717	1720		1725	1729		1732	1735	1740	1744	1747	1750		1755	1759	1802		1805	1809	1813	1816	1819	1822	
<b>London Waterloo</b>	a	1708	1710	1716	1719	1722	1725	1729	1730	1735	1735	1737	1740	1746	1749	1752	1755	1759	1800	1805	1807	1809	1810	1816	1818	1821	1824	1828	1829

Late night and weekend trains may be altered due to engineering works.

Please check at [www.southwesternrailway.com](http://www.southwesternrailway.com) before travelling.

For guide to notes and symbols see end of timetable.



**MONDAY TO FRIDAY**
**Surbiton and Wimbledon to London Waterloo (Complete service)**

Notes				†			†					†		†					†				†	†		†			
<b>Surbiton</b>	d		2226		2238		2241	2246			2256		2308	2302	2316		2311		2330		2338		2341			0008	2357	0012	0040
Berrylands	d													2304									2343					0014	
New Malden	d	2225				2240				2255				2307		2310		2325				2341	2346		2355			0017	
Raynes Park	d	2228		2234		2243			2253	2258		2304		2310		2313		2328		2337		2343	2349	2354	2358			0020	
Wimbledon	d	2232	2235	2238		2247	2250		2257	2302	2305	2308		2314		2317	2320	2332	2337	2341		2350	2353	2357a	0002	0016	0009	0023a	0048
Earlsfield	d	2235	2238	2242		2250	2254		2301	2305	2308	2312		2317		2320	2324	2336	2341	2344		2353	2356		0005				
Clapham Junction	a	2239	2242	2245	2252	2254	2257	2257	2304	2309	2312	2315		2321		2323	2327	2339	2344	2348	2351	2357	2359		0009	0022	0021		0053
Vauxhall	a	2244	2247	2250		2259	2302		2309	2314	2317	2320		2326		2328	2332	2344	2349	2353		0002	0005		0014		0030		
<b>London Waterloo</b>	a	2249	2252	2255	2301	2304	2307	2308	2316	2319	2323	2327	2327	2331	2332	2334	2337	2349	2355	2358	0002	0010	0013		0022	0033	0036		0104

Late night and weekend trains may be altered due to engineering works.  
Please check at [www.southwesternrailway.com](http://www.southwesternrailway.com) before travelling.

For guide to notes and symbols see end of timetable.

## SATURDAY

## Surbiton and Wimbledon to London Waterloo (Complete service)

Notes				‡							‡				‡		‡					‡							
<b>Surbiton</b>	d	0454			0540		0556	0602			0626	0632		0646			0656	0708	0702	0716		0711			0726	0738	0732		
Berrylands	d							0604				0634							0704								0734		
New Malden	d		0510			0555		0607			0625		0640			0655			0707		0710				0725		0737		
Raynes Park	d		0513	0549		0558		0610	0619	0628		0640	0643		0649	0653	0658		0710		0713		0719	0723	0728		0740		
Wimbledon	d	0502	0517	0553	0549	0602	0605	0614	0623	0632	0635	0644	0647		0653	0657	0702	0705		0714		0717	0720	0723	0727	0732	0735	0744	
Earlsfield	d		0521	0558		0605	0608	0617	0627	0635	0638	0647	0650		0657	0701	0705	0708		0717		0720	0724	0727	0731	0735	0738	0747	
Clapham Junction	a	0508	0525	0601	0600	0609	0612	0621	0630	0639	0642	0651	0654		0657	0700	0704	0709	0712	0718	0721	0724	0727	0730	0734	0739	0742	0750	0751
Vauxhall	a		0530	0606	0607	0614	0617	0626	0635	0644	0647	0656	0659			0705	0709	0714	0717		0726		0729	0732	0735	0739	0744	0747	0756
<b>London Waterloo</b>	a	0518	0535	0611	0612	0619	0622	0631	0640	0649	0652	0701	0704	0708b	0710	0716	0719	0722	0730b	0731	0733	0734	0737	0740	0746	0749	0752	0758	0801

Notes			‡					‡		‡						‡		‡									‡		
<b>Surbiton</b>	d		0746	0741				0756	0808	0802		0816	0811			0826		0838	0832		0846	0841				0856		0908	
Berrylands	d									0804									0834										
New Malden	d	0740					0755			0807	0810				0825				0837	0840						0855			
Raynes Park	d	0743			0749	0753	0758			0810	0813			0819	0823	0828		0834		0840	0843			0849	0853	0858		0904	
Wimbledon	d	0747		0750	0753	0757	0802	0805		0814	0817		0820	0823	0827	0832	0835	0838		0844	0847		0850	0853	0857	0902	0905	0908	
Earlsfield	d	0750		0754	0757	0801	0805	0808		0817	0820		0824	0827	0831	0835	0838	0842		0847	0850		0854	0857	0901	0905	0908	0912	
Clapham Junction	a	0754	0757	0757	0800	0804	0809	0812		0821	0824		0827	0830	0834	0839	0842	0845	0849	0851	0854	0857	0857	0900	0904	0909	0912	0915	
Vauxhall	a	0759		0802	0805	0809	0814	0817		0826	0829		0832	0835	0839	0844	0847	0850		0856	0859		0902	0905	0909	0914	0917	0920	
<b>London Waterloo</b>	a	0804	0805	0807	0810	0816	0819	0822	0827	0831	0834	0834	0837	0840	0846	0849	0852	0855	0857	0901	0904	0905	0907	0910	0916	0919	0922	0925	0927

Notes			‡					‡		‡																	
<b>Surbiton</b>	d	0902		0916	0911			0926		0938	0932		0946	0941					0956								
Berrylands	d	0904									0934																
New Malden	d	0907	0910					0925			0937	0940					0955										
Raynes Park	d	0910	0913			0919	0923	0928		0934		0940	0943		0949	0953	0958										
Wimbledon	d	0914	0917		0920	0923	0927	0932	0935	0938		0944	0947		0950	0953	0957	1002	1005								
Earlsfield	d	0917	0920		0924	0927	0931	0935	0938	0942		0947	0950		0954	0957	1001	1005	1008								
Clapham Junction	a	0921	0924		0927	0930	0934	0939	0942	0945	0948	0951	0954	0957	0957	1000	1004	1009	1012								
Vauxhall	a	0926	0929		0932	0935	0939	0944	0947	0950		0956	0959		1002	1005	1009	1014	1017								
<b>London Waterloo</b>	a	0931	0934	0936	0937	0940	0946	0949	0952	0955	0957	1001	1004	1005	1007	1010	1016	1019	1022								

Late night and weekend trains may be altered due to engineering works.

Please check at [www.southwesternrailway.com](http://www.southwesternrailway.com) before travelling.

For guide to notes and symbols see end of timetable.





# SATURDAY

# Surbiton and Wimbledon to London Waterloo (Complete service)

Notes		1						1		1						1		1					1						
<b>Surbiton</b>	d	2202	2216		2211		2227		2238		2246	2241			2257		2308	2302	2316		2311		2330		2338		2341		
Berrylands	d	2204																2304								2343			
New Malden	d	2207		2210		2225				2240			2255					2307		2310		2325				2340	2346	2355	
Raynes Park	d	2210		2213		2228		2234		2243			2253	2258	2304			2310	2313	2328		2337		2343	2349	2354	2358		
Wimbledon	d	2214		2217	2220	2232	2235	2238		2247		2250	2257	2302	2305	2308		2314		2317	2320	2332	2337	2341		2347	2353	2357a	0002
Earlsfield	d	2217		2220	2224	2235	2238	2242		2250		2254	2301	2305	2308	2312		2317		2320	2324	2335	2341	2344		2350	2356	0005	
Clapham Junction	a	2221		2224	2227	2239	2242	2245	2252	2254	2257	2257	2304	2309	2312	2315		2321		2324	2327	2339	2344	2348	2348	2354	2359	0009	
Vauxhall	a	2226		2229	2232	2244	2247	2250		2259		2302	2309	2314	2317	2320		2326		2329	2332	2344	2349	2353		2359	0005	0015	
<b>London Waterloo</b>	a	2232	2234	2235	2240	2249	2252	2255	2301	2304	2305	2307	2316	2319	2322	2325	2328	2331	2332	2334	2337	2349	2354	2358	0001	0005	0014	0022	

Notes		1	1		1																							
<b>Surbiton</b>	d	0008	2357	0012	0040																							
Berrylands	d			0014																								
New Malden	d			0017																								
Raynes Park	d			0020																								
Wimbledon	d	0016	0009	0023a	0048																							
Earlsfield	d																											
Clapham Junction	a	0022	0021		0053																							
Vauxhall	a		0030																									
<b>London Waterloo</b>	a	0032	0035		0104																							

Late night and weekend trains may be altered due to engineering works. Please check at [www.southwesternrailway.com](http://www.southwesternrailway.com) before travelling.

For guide to notes and symbols see end of timetable.



## SUNDAY

## Surbiton and Wimbledon to London Waterloo (Complete service)

Notes								‡					‡						‡					‡					
<b>Surbiton</b>	d		1413		1424	1430			1446	1443		1500		1510		1513		1524	1530			1546	1543		1600		1610		1613
Berrylands	d		1415						1445	1445					1515							1545	1545					1615	
New Malden	d	1410	1418						1448	1448				1518								1548	1548					1618	
Raynes Park	d	1413	1421	1424			1438	1443		1451	1454	1508		1513	1521	1524				1538	1543		1551	1554		1608		1613	1621
Wimbledon	d	1417	1425	1428	1431	1438	1442	1447	1453	1455	1458	1508	1512	1517	1517	1525	1528	1531	1538	1541	1546	1550	1558	1601	1611	1616	1620	1628	
Earlsfield	d	1420	1428	1431	1435	1441	1446	1450		1458	1501	1511	1516		1520	1528	1531	1535	1541	1546	1550	1558	1601	1611	1616	1620	1628		
Clapham Junction	a	1424	1432	1435	1438	1445	1449	1454	1459	1502	1505	1515	1519	1523	1524	1532	1535	1538	1545	1549	1554	1559	1602	1605	1615	1619	1623	1624	1632
Vauxhall	a	1429	1437	1440	1443	1450	1454	1459		1507	1510	1520	1524		1529	1537	1540	1543	1550	1554	1559	1607	1610	1620	1624	1629	1637		
<b>London Waterloo</b>	a	1434	1442	1445	1448	1455	1459	1504	1510	1512	1515	1525	1529	1534	1534	1542	1545	1548	1555	1559	1604	1611	1612	1615	1625	1629	1634	1634	1642

Notes								‡					‡						‡					‡						
<b>Surbiton</b>	d		1624	1630			1646	1643			1700		1710		1713		1724	1730			1746	1743		1800		1810		1813		1824
Berrylands	d						1645	1645							1715							1745	1745					1815		
New Malden	d					1640	1648	1648				1710	1718		1718							1748	1748			1810	1818			
Raynes Park	d	1624			1638	1643	1651	1654		1708		1713	1721	1724			1738	1743		1740		1751	1754	1808		1813	1821	1824		
Wimbledon	d	1628	1631	1638	1642	1647	1653	1655	1658	1708	1712	1717	1717	1725	1728	1731	1738	1742	1747	1753	1755	1758	1808	1812	1817	1817	1825	1828	1831	
Earlsfield	d	1631	1635	1641	1646	1650	1658	1701	1711	1716		1720	1728	1731	1735	1741	1746	1750		1758	1801	1811	1816		1820	1828	1831	1835		
Clapham Junction	a	1635	1638	1645	1649	1654	1659	1702	1705	1715	1719	1723	1724	1732	1735	1738	1745	1749	1754	1759	1802	1805	1815	1819	1823	1824	1832	1835	1838	
Vauxhall	a	1640	1643	1650	1654	1659	1707	1710	1720	1724		1729	1737	1740	1743	1750	1754	1759		1807	1810	1820	1824		1829	1837	1840	1843		
<b>London Waterloo</b>	a	1645	1648	1655	1659	1704	1710	1712	1715	1725	1729	1734	1734	1742	1745	1748	1755	1759	1804	1810	1812	1815	1825	1829	1834	1834	1842	1845	1848	

Notes				‡				‡							‡				‡					‡					
<b>Surbiton</b>	d	1830			1846	1843		1900		1910		1913		1924	1930		1946	1943		2000		2010		2013		2024	2030		
Berrylands	d				1845	1845						1915						1945					2015						
New Malden	d			1840	1848	1848				1910	1918							1948					2018						
Raynes Park	d		1838	1843		1851	1854	1908		1913	1921	1924		1938	1943		1951	1954		2008		2010	2018		2024		2038		
Wimbledon	d	1838	1842	1847	1853	1855	1858	1908	1912	1917	1917	1925	1928	1931	1938	1942	1947	1953	1955	1958	2008	2012	2017	2017	2025	2028	2031	2038	2042
Earlsfield	d	1841	1846	1850		1858	1901	1911	1916		1920	1928	1931	1935	1941	1946	1950		1958	2001	2011	2016		2020	2028	2031	2035	2041	2046
Clapham Junction	a	1845	1849	1854	1859	1902	1905	1915	1919	1923	1924	1932	1935	1938	1945	1949	1954	1959	2002	2005	2015	2019	2023	2024	2032	2035	2038	2045	2049
Vauxhall	a	1850	1854	1859		1907	1910	1920	1924		1929	1937	1940	1943	1950	1954	1959		2007	2010	2020	2024		2029	2037	2040	2043	2050	2054
<b>London Waterloo</b>	a	1855	1859	1904	1910	1912	1915	1925	1929	1934	1934	1942	1945	1948	1955	1959	2004	2010	2012	2015	2025	2029	2034	2034	2042	2045	2048	2055	2101

Late night and weekend trains may be altered due to engineering works.

Please check at [www.southwesternrailway.com](http://www.southwesternrailway.com) before travelling.

For guide to notes and symbols see end of timetable.

# SUNDAY

# Surbiton and Wimbledon to London Waterloo (Complete service)

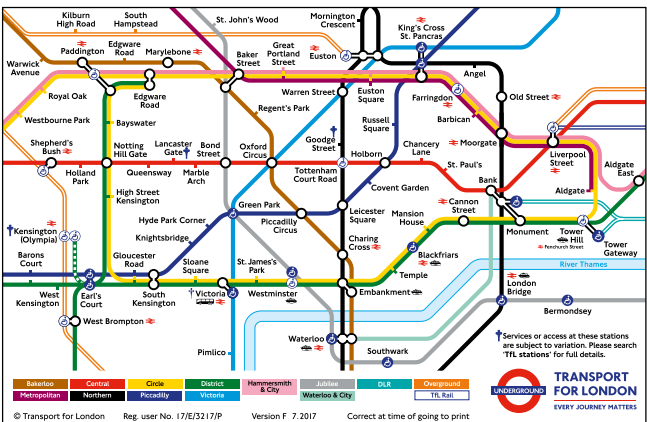
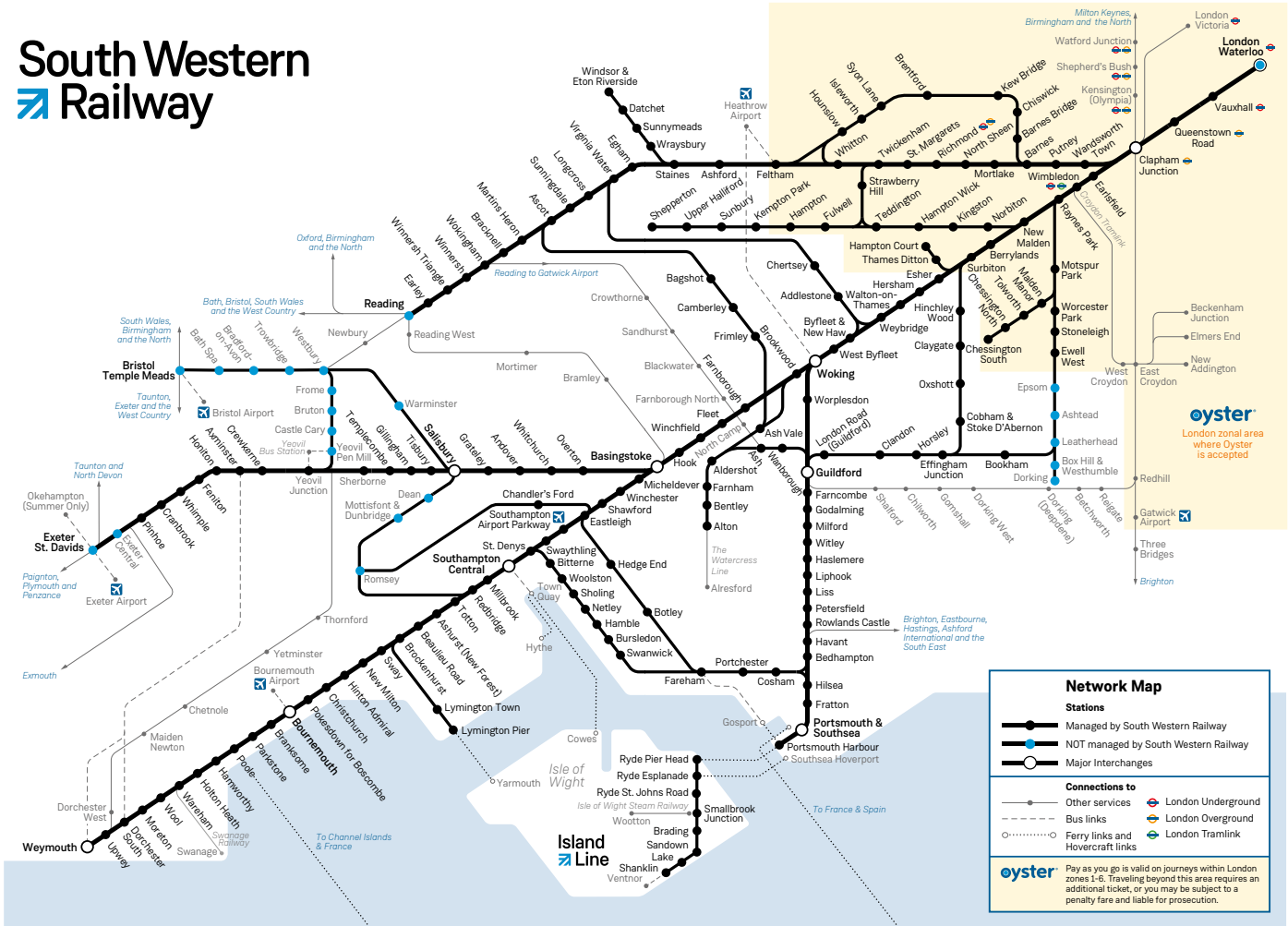
Notes		1				1								1										1									
<b>Surbiton</b>	d		2046	2043	2100		2110			2113			2124	2130			2146	2143	2200			2210			2213		2224	2230			2246	2300	
Berrylands	d			2045						2115							2145	2145							2215								
New Malden	d	2040		2048				2110		2118					2140		2148					2210			2218					2240			
Raynes Park	d	2043		2051		2108		2113	2121	2124			2138	2143			2151			2208		2213	2221	2224				2238	2243			2308	
Wimbledon	d	2047	2053	2055	2108	2112	2117	2117	2125	2128	2131	2138	2142	2147	2153	2155	2208	2212	2217	2217	2225	2228	2231	2238	2242	2247	2253	2308	2312	2316	2319	2324	
Earlsfield	d	2050		2058	2111	2116		2120	2128	2131	2135	2141	2146	2150		2158	2211	2216			2220	2228	2231	2235	2241	2246	2250		2311	2316	2319	2324	
Clapham Junction	a	2054	2059	2102	2115	2119	2123	2124	2132	2135	2138	2145	2149	2154	2159	2202	2215	2219	2223	2224	2232	2235	2238	2245	2249	2254	2259	2259	2315	2319	2324	2329	
Vauxhall	a	2059		2107	2120	2124		2129	2137	2140	2143	2150	2154	2159		2207	2220	2224			2229	2237	2240	2243	2250	2254	2259		2320	2324	2329	2334	
<b>London Waterloo</b>	a	2104	2110	2113	2125	2129	2134	2136	2142	2145	2148	2155	2200	2204	2210	2212	2225	2229	2234	2236	2242	2245	2248	2255	2300	2304	2310	2325	2329	2334	2339	2344	

Notes		1								1																							
<b>Surbiton</b>	d	2310			2313		2324	2330			2346																						
Berrylands	d				2315																												
New Malden	d		2310	2318					2340																								
Raynes Park	d		2313	2321	2324			2338	2343						2354	0001																	
Wimbledon	d	2317	2317	2325	2328	2331	2338	2342	2347	2353	2359a	0004a																					
Earlsfield	d		2320	2328	2331	2335	2341	2346	2350																								
Clapham Junction	a	2323	2324	2332	2335	2338	2345	2349	2354	2359																							
Vauxhall	a		2329	2337	2340	2343	2350	2354	2359																								
<b>London Waterloo</b>	a	2333	2335	2342	2345	2348	2355	0001	0004	0010																							

Late night and weekend trains may be altered due to engineering works. Please check at [www.southwesternrailway.com](http://www.southwesternrailway.com) before travelling.

For guide to notes and symbols see end of timetable.

# South Western Railway



## Changing trains

Most journeys shown in this timetable are by through trains, shown in **bold type**. However, you may be able to make other journeys or reach your destination more quickly by changing trains. To help you find these services, we show them in the timetable with *light italic type*. A letter against the time will show where you need to change trains - please check the 'notes' section for an explanation of these letters.

Please allow plenty of time to make your connection. At most stations you will need to allow at least 5 minutes to change trains. Some stations have a different minimum time and this is shown in the 'station information' table in this timetable. For example 10 means you should allow 10 minutes to change trains at this station.

# MONDAY TO FRIDAY

# London Waterloo to Wimbledon and Surbiton (Complete service)

Notes																													
<b>London Waterloo</b>	d	0500	0512	0520	0530		0547	0550		0603	0612	0606	0612	0616	0620	0624	0627	0633	0642	0636	0639	0642	0647	0653	0650	0654	0657	0703	
Vauxhall	d	0504	0516	0524			0551	0554		0607		0610	0616	0620	0624	0628	0631	0637		0640	0643	0646	0651		0654	0658	0701	0707	
Clapham Junction	d	0511	0521	0529	0537u		0556	0559		0612	0619u	0615	0621	0625	0629	0633	0636	0642	0649u	0645	0648	0651	0656	0700u	0659	0703	0706	0712	
Earlsfield	d	0514	0524	0532			0559	0602		0615		0618	0624	0628	0632	0636	0639	0645		0648	0651	0654	0659		0702	0706	0709	0715	
Wimbledon	d	0518	0528	0536	0543a	0549	0603	0606	0610	0613	0619		0622	0628	0633	0636	0640	0643	0649		0652	0655	0658	0703		0706	0710	0713	0719
Raynes Park	d		0531				0606a		0613a	0616			0625	0631	0635a		0643a	0646			0655	0658a	0701	0706a		0713a	0716		
New Malden	d		0534a							0619a			0628	0634a			0649a				0658		0704a				0719a		
Berrylands	d												0630								0700								
<b>Surbiton</b>	a	0525		0543		0556		0613			0626	0629	0634			0643			0657	0659	0704			0710	0713			0727	

Notes																													
<b>London Waterloo</b>	d	0712	0706	0709	0712	0717	0723	0720	0724	0727	0733	0742	0736	0739	0742	0747	0753	0750	0754	0757	0803	0812	0806	0809	0812	0817	0824	0820	0824
Vauxhall	d		0710	0713	0716	0721		0724	0728	0731	0737		0740	0743	0746	0751		0754	0758	0801	0807		0810	0813	0816	0821		0824	0828
Clapham Junction	d	0720u	0715	0718	0721	0726	0730u	0729	0733	0736	0742		0745	0748	0751	0756	0800u	0759	0803	0806	0812	0819u	0815	0818	0821	0826		0829	0833
Earlsfield	d		0718	0721	0724	0729		0732	0736	0739	0745		0748	0751	0754	0759		0802	0806	0809	0815		0818	0821	0824	0829		0832	0836
Wimbledon	d		0722	0725	0728	0733		0736	0740	0743	0749		0752	0755	0758	0803		0806	0810	0813	0819		0822	0825	0828	0833		0836	0840
Raynes Park	d		0725	0728a	0731	0736a		0743a	0746				0755	0758a	0801	0806a			0813a	0816			0825	0828a	0831	0836a		0843a	
New Malden	d		0728		0734a				0749a				0758		0804a					0819a			0828		0834a				
Berrylands	d		0730										0800										0830						
<b>Surbiton</b>	a	0730	0734			0740	0743			0756	0800	0804					0810	0813			0826	0830	0834				0840	0843	

Notes																													
<b>London Waterloo</b>	d	0827	0833	0842	0836	0839	0842	0847	0853	0850	0854	0857	0903	0912	0906	0909	0912	0917	0924	0920	0924	0927	0933	0942	0936	0939	0942	0947	0953
Vauxhall	d	0831	0837		0840	0843	0846	0851		0854	0858	0901	0907		0910	0913	0916	0921		0924	0928	0931	0937		0940	0943	0946	0951	
Clapham Junction	d	0836	0842		0845	0848	0851	0856	0900u	0859	0903	0906	0912	0919u	0915	0918	0921	0926		0929	0933	0936	0942		0945	0948	0951	0956	1000u
Earlsfield	d	0839	0845		0848	0851	0854	0859		0902	0906	0909	0915		0918	0921	0924	0929		0932	0936	0939	0945		0948	0951	0954	0959	
Wimbledon	d	0843	0849		0852	0855	0858	0903		0906	0910	0913	0919		0922	0925	0928	0933		0936	0940	0943	0949		0952	0955	0958	1003	
Raynes Park	d	0846			0855	0858a	0901	0906a			0913a	0916			0925	0928a	0931	0936a			0943a	0946			0955	0958a	1001	1006a	
New Malden	d	0849a			0858		0904a					0919a			0928		0934a				0949a				0958		1004a		
Berrylands	d				0900										0930										1000				
<b>Surbiton</b>	a		0856	0859	0904				0910	0913			0926	0929	0934				0939	0943			0956	0959	1004				1011

Late night and weekend trains may be altered due to engineering works.  
Please check at [www.southwesternrailway.com](http://www.southwesternrailway.com) before travelling.

For guide to notes and symbols see end of timetable.







**MONDAY TO FRIDAY**
**London Waterloo to Wimbledon and Surbiton (Complete service)**

Notes		i		i				i				i						i		i										
<b>London Waterloo</b>	d	2209	2212	2212	2223	2220	2227	2233	2242	2236	2239	2242	2253	2250	2257	2300	2303	2309	2312	2312	2323	2320	2327	2336	2342	2348	2350	2357	0009	
Vauxhall	d	2213		2216		2224	2231	2237		2240	2243	2246		2254	2301	2304	2307	2313		2316		2324	2331	2340	2346		2354	0001	0013	
Clapham Junction	d	2218	2219u	2221	2230u	2229	2236	2242	2249u	2245	2248	2251	2300u	2259	2306	2309	2312	2318	2319u	2321	2330u	2329	2336	2345	2351	2355u	2359	0006	0020	
Earlsfield	d	2221		2224		2232	2239	2245		2248	2251	2254		2302	2309	2312	2315	2321		2324		2332	2339	2348	2354		0002	0009	0023	
Wimbledon	d	2225		2228		2236	2243	2249		2252	2255	2258		2306	2313	2316	2319	2325		2328		2336	2343	2352	2358		0006	0013	0027	
Raynes Park	d	2228a		2231			2246			2255	2258a	2301			2316	2319a		2328a		2331			2346	2355	0001a			0016		
New Malden	d			2234a			2249a			2258		2304a			2319a					2334a			2349a	2358				0019a		
Berrylands	d									2300																				
<b>Surbiton</b>	a		2229		2240	2243		2257	2259	2304			2310	2313			2326		2337		2341	2344			0004		0008	0013		0034

Notes				i C																										
<b>London Waterloo</b>	d	0015	0027	0042	0105																									
Vauxhall	d	0019	0031	0046	0109																									
Clapham Junction	d	0025	0037	0051	0115																									
Earlsfield	d	0029	0041s																											
Wimbledon	d	0033	0045	0105	0127s																									
Raynes Park	d	0036a	0048	0108																										
New Malden	d		0050	0111a																										
Berrylands	d		0053s																											
<b>Surbiton</b>	a		0056		0135																									

Late night and weekend trains may be altered due to engineering works.  
Please check at [www.southwesternrailway.com](http://www.southwesternrailway.com) before travelling.

For guide to notes and symbols see end of timetable.



## SATURDAY

## London Waterloo to Wimbledon and Surbiton (Complete service)

Notes																													
<b>London Waterloo</b>	d	1823	1820	1824	1827	1833	1842	1836	1839	1842	1847	1853	1850	1854	1857	1903	1912	1906	1909	1912	1917	1923	1920	1924	1927	1933	1942	1936	1939
Vauxhall	d		1824	1828	1831	1837		1840	1843	1846	1851		1854	1858	1901	1907		1910	1913	1916	1921		1924	1928	1931	1937		1940	1943
Clapham Junction	d		1829	1833	1836	1842		1845	1848	1851	1856	1900u	1859	1903	1906	1912	1919u	1915	1918	1921	1926		1929	1933	1936	1942		1945	1948
Earlsfield	d		1832	1836	1839	1845		1848	1851	1854	1859		1902	1906	1909	1915		1918	1921	1924	1929		1932	1936	1939	1945		1948	1951
Wimbledon	d		1836	1840	1843	1849		1852	1855	1858	1903		1906	1910	1913	1919		1922	1925	1928	1933		1936	1940	1943	1949		1952	1955
Raynes Park	d			1843a	1846			1855	1858a	1901	1906a			1913a	1916		1925	1928a	1931	1936			1943a	1946			1955	1958a	
New Malden	d				1849a			1858		1904a				1919a			1928		1934a					1949a			1958		
Berrylands	d							1900									1930										2000		
<b>Surbiton</b>	a	1839	1843			1856	1859	1904				1910	1913			1926	1929	1934			1939	1943				1956	1959	2004	

Notes																													
<b>London Waterloo</b>	d	1942	1947	1953	1950	1954	1957	2003	2012	2006	2009	2012	2017	2023	2020	2024	2027	2033	2042	2036	2039	2042	2047	2053	2050	2054	2057	2103	2112
Vauxhall	d	1946	1951		1954	1958	2001	2007		2010	2013	2016	2021		2024	2028	2031	2037		2040	2043	2046	2051		2054	2058	2101	2107	
Clapham Junction	d	1951	1956	2000u	1959	2003	2006	2012	2019u	2015	2018	2021	2026		2029	2033	2036	2042		2045	2048	2051	2056	2100u	2059	2103	2106	2112	2119u
Earlsfield	d	1954	1959		2002	2006	2009	2015		2018	2021	2024	2029		2032	2036	2039	2045		2048	2051	2054	2059		2102	2106	2109	2115	
Wimbledon	d	1958	2003		2006	2010	2013	2019		2022	2025	2028	2033		2036	2040	2043	2049		2052	2055	2058	2103		2106	2110	2113	2119	
Raynes Park	d	2001	2006a			2013a	2016			2025	2028a	2031	2036a		2043a	2046			2055	2058a	2101	2106a			2113a	2116			
New Malden	d	2004a					2019a			2028		2034a			2049a				2058		2104a					2119a			
Berrylands	d									2030									2100										
<b>Surbiton</b>	a			2010	2013			2026	2029	2034				2039	2043			2056	2059	2104				2110	2113			2126	2129

Notes																													
<b>London Waterloo</b>	d	2106	2109	2112	2123	2120	2124	2127	2133	2142	2136	2139	2142	2147	2153	2150	2154	2157	2203	2209	2212	2212	2223	2220	2227	2233	2242	2236	2239
Vauxhall	d	2110	2113	2116		2124	2128	2131	2137		2140	2143	2146	2151		2154	2158	2201	2207	2213		2216		2224	2231	2237		2240	2243
Clapham Junction	d	2115	2118	2121		2129	2133	2136	2142		2145	2148	2151	2156	2200u	2159	2203	2206	2212	2218	2219u	2221	2230u	2229	2236	2242	2248	2245	2248
Earlsfield	d	2118	2121	2124		2132	2136	2139	2145		2148	2151	2154	2159		2202	2206	2209	2215	2221		2224		2232	2239	2245		2248	2251
Wimbledon	d	2122	2125	2128		2136	2140	2143	2149		2152	2155	2158	2203		2206	2210	2213	2219		2225		2236	2243	2249		2252	2255	
Raynes Park	d	2125	2128a	2131		2143a	2146			2155	2158a	2201	2206a			2213a	2216		2228a		2231			2246			2255	2258a	
New Malden	d	2128		2134a			2149a			2158		2204a				2219a				2234a				2249a			2258		
Berrylands	d	2130								2200																	2300		
<b>Surbiton</b>	a	2134			2139	2143			2156	2159	2204				2210	2213			2226		2229		2240	2243		2256	2259	2304	

Late night and weekend trains may be altered due to engineering works.

Please check at [www.southwesternrailway.com](http://www.southwesternrailway.com) before travelling.

For guide to notes and symbols see end of timetable.

**SATURDAY**

## London Waterloo to Wimbledon and Surbiton (Complete service)

Notes		1						1		1					1						1						
<b>London Waterloo</b>	d	2242	2253	2250	2257	2300	2303	2309	2312	2312	2323	2320	2327	2336	2342	2348	2350	2357	0009	0015	0027	0042	0105	0142			
Vauxhall	d	2246		2254	2301	2304	2307	2313		2316		2324	2331	2340	2346		2354	0001	0013	0019	0031	0046	0109	0146			
Clapham Junction	d	2251	2300u	2259	2306	2309	2312	2318	2319u	2321	2330u	2329	2336	2345	2351	2354u	2359	0006	0020	0025	0038	0051	0115	0153			
Earlsfield	d	2254		2302	2309	2312	2315	2321		2324		2332	2339	2348	2354		0002	0009	0023	0029	0041s						
Wimbledon	d	2258		2306	2313	2316	2319	2325		2328		2336	2343	2352	2358		0006	0013	0027	0033	0045	0105	0127s	0159			
Raynes Park	d	2301			2316	2319a		2328a		2331		2346	2355	0001a				0016		0036a	0048	0108		0202			
New Malden	d	2304a			2319a					2334a		2349a	2358					0019a			0051	0111a		0204a			
Berrylands	d												2359							0053s							
<b>Surbiton</b>	a		2310	2313			2326		2337		2341	2344		0004		0008	0013		0034		0057		0135				

Late night and weekend trains may be altered due to engineering works.  
Please check at [www.southwesternrailway.com](http://www.southwesternrailway.com) before travelling.

For guide to notes and symbols see end of timetable.

## SUNDAY

## London Waterloo to Wimbledon and Surbiton (Complete service)

Notes																													
<b>London Waterloo</b>	d	0618		0657			0710	0718		0727		0740		0748		0757	0802	0807	0810	0818	0821	0827	0833	0840	0848	0851	0857	0902	0907
Vauxhall	d	0622		0701			0714	0722		0731		0744		0752		0801	0806	0814	0822	0825	0831	0837	0844	0852	0855	0901	0906	0911	0915
Clapham Junction	d	0627		0706			0719	0727		0736		0749		0757		0806	0811	0815	0819	0827	0830	0836	0841	0849	0857	0900	0906	0911	0915
Earlsfield	d			0709			0722	0730		0739		0752		0800		0809	0814	0822	0830	0833	0839	0844	0852	0900	0903	0909	0914	0915	
Wimbledon	d	0634	0648	0713	0716	0720	0726	0734	0738	0743	0748	0756	0802	0804	0808	0813	0818	0822	0826	0834	0837	0843	0848	0856	0904	0907	0913	0918	0922
Raynes Park	d	0637	0652a	0717		0723a		0738	0740a	0747	0752a		0805	0807	0810a	0817	0822a		0838	0841a	0847	0853a		0907	0911a	0916	0922a		
New Malden	d	0640a		0719				0740a		0749			0808	0811a		0819			0840a		0849			0910a		0919			
Berrylands	d			0722						0752			0810		0822						0852					0921			
<b>Surbiton</b>	a			0725	0728		0734			0755		0804	0814		0825		0829	0834			0855		0904			0925		0930	

Notes																													
<b>London Waterloo</b>	d	0910	0918	0921	0927	0932	0940	0948	0951	0957		1002	1007	1010	1018	1021	1027	1032	1040	1048	1051	1057		1102	1107	1110	1118	1121	1127
Vauxhall	d	0914	0922	0925	0931	0936	0944	0952	0955	1001		1006	1011	1014	1022	1025	1031	1036	1044	1052	1055	1101		1106	1111	1114	1122	1125	1131
Clapham Junction	d	0919	0927	0930	0936	0941	0949	0957	1000	1006		1011	1015	1019	1027	1030	1036	1041	1049	1057	1100	1106		1111	1116	1119	1127	1130	1136
Earlsfield	d	0922	0930	0933	0939	0944	0952	1000	1003	1009		1014	1019	1022	1030	1033	1039	1044	1052	1100	1103	1109		1114	1119	1122	1130	1133	1139
Wimbledon	d	0926	0934	0937	0943	0948	0956	1004	1007	1013	1017	1018	1022	1026	1034	1037	1043	1048	1056	1104	1107	1113	1117	1118	1122	1126	1134	1137	1143
Raynes Park	d		0937	0940a	0946	0952a		1007	1010a	1016		1022a		1037	1040a	1046	1052a		1107	1110a	1116		1122a			1137	1140a	1146	
New Malden	d		0940a		0949		1010a		1019					1040a		1049			1110a		1119						1140a	1149	
Berrylands	d				0951				1021							1051				1110a		1119					1140a	1149	
<b>Surbiton</b>	a	0934			0955		1003			1025	1028		1030	1034		1055		1103			1125	1127		1129	1134			1155	

Notes																													
<b>London Waterloo</b>	d	1132	1140	1148	1151	1157		1202	1207	1210	1218	1221	1227	1232	1240	1248	1251	1257	1300	1302	1307	1310	1318	1321	1327	1332	1340	1348	1351
Vauxhall	d	1136	1144	1152	1155	1201		1206		1214	1222	1225	1231	1236	1244	1252	1255	1301	1304	1306		1314	1322	1325	1331	1336	1344	1352	1355
Clapham Junction	d	1142	1149	1157	1200	1206		1211	1216	1219	1227	1230	1236	1242	1249	1257	1300	1306	1309	1311	1315	1319	1327	1330	1336	1341	1349	1357	1400
Earlsfield	d	1145	1152	1200	1203	1209		1215		1222	1230	1233	1239	1245	1252	1300	1303	1309	1312	1314		1322	1330	1333	1339	1344	1352	1400	1403
Wimbledon	d	1149	1156	1204	1207	1213	1217	1219	1222	1226	1234	1237	1243	1249	1256	1304	1307	1313	1316		1322	1326	1334	1337	1343	1348	1356	1404	1407
Raynes Park	d	1152a		1207	1210a	1216		1223a			1237	1240a	1246	1252a		1307	1310a	1316		1322a			1337	1340a	1346	1352a		1407	1410a
New Malden	d			1210a		1219					1240a		1249			1310a		1319					1340a		1349			1410a	
Berrylands	d					1221							1251				1321						1340a		1349			1410a	
<b>Surbiton</b>	a		1203			1225	1227		1229	1234			1255		1303		1325	1328		1329	1334			1355		1403			

Late night and weekend trains may be altered due to engineering works.

Please check at [www.southwesternrailway.com](http://www.southwesternrailway.com) before travelling.

For guide to notes and symbols see end of timetable.



# SUNDAY

# London Waterloo to Wimbledon and Surbiton (Complete service)

Notes		1						1					1					1											
<b>London Waterloo</b>	d	2032	2037	2040	2048	2057	2100	2102	2107	2110	2118	2121	2132	2137	2140	2148	2157	2200	2202	2207	2210	2218	2221	2232	2237	2240	2248	2251	2257
Vauxhall	d	2036		2044	2052	2101	2104	2106		2114	2122	2125	2136		2144	2152	2201	2204	2206		2214	2222	2225	2236		2244	2252	2255	2301
Clapham Junction	d	2041	2046	2049	2057	2106	2109	2111	2116	2119	2127	2130	2141	2146	2149	2157	2206	2209	2211	2216	2219	2227	2230	2241	2246	2249	2257	2300	2306
Earlsfield	d	2044		2052	2100	2109	2112	2114		2122	2130	2133	2144		2152	2200	2209	2212	2214		2222	2230	2233	2244		2252	2300	2303	2309
Wimbledon	d	2048	2053	2056	2104	2113	2116	2118	2122	2126	2134	2137	2148	2153	2156	2204	2213	2216	2218	2222	2226	2234	2237	2248	2253	2256	2304	2307	2313
Raynes Park	d	2052a			2107	2116		2122a			2137	2140a	2152a			2207	2216		2222a			2237	2240a	2252a			2307	2310a	2316
New Malden	d				2110a	2119					2140a				2210a	2219						2240a					2310a		2319
Berrylands	d					2121										2221													2321
<b>Surbiton</b>	a		2100	2103		2125	2128		2129	2134				2200	2203			2225	2228		2229	2234			2300	2303			2325

Notes			1					1		1																			
<b>London Waterloo</b>	d	2300	2302	2307	2310	2318	2332	2340	0001	0042	0105																		
Vauxhall	d	2304	2306		2314	2322	2336	2344	0004	0046	0109																		
Clapham Junction	d	2309	2311	2316	2319	2327	2341	2349	0009	0051	0115																		
Earlsfield	d	2312	2314		2322	2330	2344	2352	0012																				
Wimbledon	d	2316	2318	2322	2326	2334	2348	2356	0016	0105	0127s																		
Raynes Park	d		2322a			2337	2352a		0019	0108																			
New Malden	d					2340a			0022	0111a																			
Berrylands	d								0025																				
<b>Surbiton</b>	a	2328		2329	2334			0004	0029		0135																		

Late night and weekend trains may be altered due to engineering works.  
Please check at [www.southwesternrailway.com](http://www.southwesternrailway.com) before travelling.

For guide to notes and symbols see end of timetable.





## GUIDE TO NOTES AND SYMBOLS

- C** On Saturday morning, arrives Wimbledon 0120s and Surbiton 0128.
- a** Arrival time.
- b** Arrives 3 minutes earlier until 7 October.
- d** Departure time.
- s** Stops to let passengers leave the train only.
- u** Stops to let passengers join the train only.

### Trains shown in green

Trains shown in green type vary during the timetable. Please see note next to time.

All services in this timetable are operated by South Western Railway.

- 1** First class accommodation available.
-  Interchange for London Underground services. Visit [tfl.gov.uk](http://tfl.gov.uk) for details.
-  Car Park.
-  Interchange for Tramlink service to Croydon. Visit [tfl.gov.uk](http://tfl.gov.uk) for details.
-  Minimum connection time where different from the standard five minutes.

### Travelling after midnight?

Trains which run after midnight are shown at the end of the day.

- ★ Passengers travelling with cycles may not join or leave services at stations with train times shown in blue.

### Cycles on trains - Monday to Friday

At peak times the following restrictions apply in the area bounded by Reading, Hook, Alton, Guildford and Dorking.

Passengers travelling with cycles may not join or leave services timed to arrive in London Waterloo between 0715 and 1000 inclusive and departing London Waterloo between 1645 and 1900 Monday to Friday.

## STATION INFORMATION

See notes for explanation of symbols.

Surbiton			
Berrylands			
New Malden			
Raynes Park			
Wimbledon			
Earlsfield			
Clapham Junction			
Vauxhall			
London Waterloo			



## Visit us at [southwesternrailway.com](https://southwesternrailway.com)

- Buying tickets online
- Special offers and days out
- Live train information
- Plan your journey
- Train times
- Latest news



## Free Travel Alerts [southwesternrailway.com/alerts](https://southwesternrailway.com/alerts)

Keeping our registered customers up-to-date with their service running information, delays and alterations.



## Twitter Customer Service [@SW\\_Railway](https://twitter.com/SW_Railway) [@SW\\_Help](https://twitter.com/SW_Help)

Follow South Western Railway on Twitter and be the first to know what's happening on our network.



## [Facebook.com/SWRailway](https://facebook.com/SWRailway)

Providing South Western Railway network information and details of our latest offers.



## Customer Service Centre **0345 6000 650**

Our UK based team are available 7 days a week from 6am to 10pm for:

- Ticket sales by credit or debit card
- Comments and suggestions



## Assisted Travel **0800 5282 100** **Textphone 0800 6920 792**

A freephone service open 6am - 10pm for older and disabled passengers. We recommend booking assistance at **24 hours in advance**.



## National Rail Enquiries **03457 48 49 50**

Train times, fares and rail information.

First MTR South Western Trains Limited (trading as South Western Railway) accepts no liability for any inaccuracy in the information contained in this timetable which is subject to alteration.

First MTR South Western Trains Limited. Registered in England and Wales 07900320. Registered office: 50 Eastbourne Terrace, Paddington, London, W2 6LG. A FirstGroup and MTR company.

PTT08 0817

# South Western Railway



Please Recycle