

# 10

## Basingstoke, Alton and Aldershot to London Waterloo



### TRAIN TIMES

29 August to 9 December  
2017

# Hello and welcome to the Autumn 2017 South Western Railway timetable.

We are delighted to be your new train operator and we're already working on improvements for you – visit the new look website at [southwesternrailway.com](http://southwesternrailway.com) and follow us on Twitter @SW\_Railway & @SW\_Help for the latest information.



As well as providing our staff with the right training and tools for their jobs in order to deliver the best possible customer experience, we'll also be investing over £1.2 billion in station improvements, new trains and train refurbishment and new ticket options to save you time and money. We'll significantly increase capacity by introducing new trains and running longer trains, meaning 52,000 more seats a day across peak times at London Waterloo by December 2020. Look out for updates on all of this.

We're committed to giving you better trains, better service and a better travel experience and thank you for coming on this journey with us.

**Andy Mellors**  
Managing Director  
South Western Railway

## Buy a ticket before you board

You need to buy a valid ticket before you board one of your trains. We know that the vast majority of our passengers buy a valid ticket before travelling and we have a duty to those passengers to make sure no one travels without paying. For this reason, we run a penalty fares scheme across most of our network.

If you travel to or from a station within the penalty fares area without a valid ticket, you may be liable for a penalty fare of £20 or twice the single fare to the next station at which your train stops (whichever is higher). You will then be required to buy a ticket for the remainder of the journey.

We have a policy to prosecute all deliberate fare evaders, wherever possible.

## Changes to train times

Network Rail needs to do engineering work to maintain and improve the rail network. Much of this work is done weekends and during the holiday periods, but some work also needs to be done overnight during the week.

Buses will replace train services where lines are closed for work to take place. We may also have to alter train services over a wider area.

We advise that you check for any changes to train times before using weekend, late evening or early morning services. Please look for the 'Changes to train times' posters at stations or visit our website at [www.southwesternrailway.com](http://www.southwesternrailway.com).

## No smoking policy

For the comfort of all our customers, smoking and the use of e-cigarettes is not permitted on any part of our trains or stations.

You can smoke outside the station entrance or in our car parks.

## Cycles on trains

The services in this timetable have limited room for cycles so we have had to apply to restrictions. The star ★ symbol, with train times printed in light blue, show restricted trains. We will carry folding cycles on any train as long as they can be folded small enough to be carried safely in the luggage rack. Cycles are not allowed on buses that replace trains during engineering works.

**MONDAY TO FRIDAY**
**Basingstoke and Alton to Woking and London Waterloo (Suburban Services)**

	Notes		B									★	★	U★	★	★	★	★	U★	★	★	★	★	★	★	U★			
<b>Basingstoke</b>	d			0454				0539			0554						0623			0642			0654	0706					
Hook	d			0501						0601							0631					0701	0713						
Winchfield	d			0505						0605							0635					0705	0717						
Fleet	d			0510				0550		0610							0640			0654		0710	0722						
Farnborough	d			0516				0556		0616							0646			0700		0716	0728						
<b>Alton</b>	d									0542							0612					0644							
Bentley	d									0549							0619					0651							
Farnham	a									0554							0624					0656							
Farnham	d									0556				0621			0626			0651		0658				0721			
<b>Aldershot</b>	d									0602				0628			0632			0700		0704				0730			
Ash Vale	d									0607				0632a			0637			0704a		0709				0734a			
Brookwood	d			0523						0614	0623						0644	0653				0716	0723						
Guildford	d	0420		0514						0549k				0624k						0631k						0717k			
Worplesdon	d			0519						0554k				0630k												0659k			
<b>Woking</b>	a	0428		0524	0528			0605		0619	0628						0649	0658				0710	0721	0728					
<b>Woking</b>	d	0430	0527	0532	0529		0543	0604	0606		0620	0629	0632	0641		0650	0659			0702	0707	0711		0722	0729		0732		0747
West Byfleet	d		0532	0536			0547	0608			0625			0646						0707	0716						0737	0746	0754
Byfleet & New Haw	d		0535a	0539		┌		0611						0649							0719							0749	0757
Weybridge	d			0542		└	0542	0551	0614					0652						0711	0722						0741	0752	0801
Walton-on-Thames	d			┌			0546	0555	0618					0652						0716	0727						0746	0757	0806
Hersham	d						0548		0620					0652						0719	0730						0749	0800	0809
Esher	d						0551		0623		┌			0702					0710	0722	0733						0752	0803	0813
<b>Surbiton</b>	a	0454			0540	0555	0601	0627		0627	0635	0640	0656	0706						0726	0737						0756	0807	0818
Wimbledon	a	0501			0548	0604	0620r	┌		0635		0647	0704	0743r						0724	0750r	0813r					0820r		
Earlsfield	a				0608	0624r				0639	0653r		0708	0747r						0728	0754r	0817r					0824r		
Clapham Junction	a	0508			0600	0627r			0625	0642	0646	0654	0712	0751r		0710	0720			0739v	0758r	0821r					0828r		
Vauxhall	a				0607	0617	0632r			0647	0702c		0717	0756r		0725c	0734c	0744v		0803r	0826r						0833r		
<b>London Waterloo</b>	a	0518			0615e	0622	0620		0634	0653	0655	0704	0724	0726		0720	0731	0744	0749	0756	0741		0751	0759	0806	0819	0826	0836	

Late night and weekend trains may be altered due to engineering works.  
Please check at [www.southwesternrailway.com](http://www.southwesternrailway.com) before travelling.

★ Passengers travelling with cycles may not join or leave services at stations with train times shown in blue.  
For guide to all other notes and symbols see end of timetable.

**MONDAY TO FRIDAY**
**Basingstoke and Alton to Woking and London Waterloo (Suburban Services)**

	Notes	★	★	★	★	★	★	★	★	★	★	★	★	★	★	★	★	★	★	★	★	★	★	★	★	★	★			
<b>Basingstoke</b>	d		0724			0736			0752		0805			0824	0843			0854		0917		0924	0943			0954		1017		
Hook	d		0731			0743			0759		0812			0831				0901				0931				1001				
Winchfield	d		0735			0747			0804		0816			0835				0905				0935				1005				
Fleet	d		0740			0752			0809		0822			0840	0854			0910				0940	0954			1010				
Farnborough	d		0746			0758			0816		0828			0846	0900			0916		0930		0946	1000			1016		1030		
<b>Alton</b>	d	0714						0744						0814							0914					0944		1014		
Bentley	d	0721						0751						0821							0921					0951		1021		
Farnham	a	0726						0756						0826							0926					0956		1026		
Farnham	d	0728			0739			0758						0828							0928					0958		1028		
<b>Aldershot</b>	d	0734			0746			0804						0834							0934					1004		1034		
Ash Vale	d	0739			0750			0809						0839							0939					1009		1039		
Brookwood	d	0746	0753		0757			0816	0823					0846	0853			0916	0923			0946	0953			1016	1023		1046	
Guildford	d			0745k				0803k			0820			0831k			0846	0903k		0917k						1002k		1017k		1034k
Worplesdon	d			0750k						0820k				0837k			0851				0940k								1040k	
<b>Woking</b>	a	0751	0758		0803	0808		0821	0828	0830	0838			0851	0858		0859	0921	0928		0939	0951	0958			1021	1028		1039	1051
<b>Woking</b>	d	0752	0759	0802	0805	0809	0817	0823	0829	0832	0839	0847	0852	0859		0902	0922	0929	0932	0941	0952	0959			1002	1022	1029	1032	1041	1052
West Byfleet	d			0806	0816		0826			0836		0854			0906	0927			0936		0957				1006	1027		1036		1057
Byfleet & New Haw	d				0819	0829				0839		0857			0909				0939						1009			1039		
Weybridge	d			0811	0822		0832			0843		0902			0913			0936	0942			1006			1012		1036	1042		
Walton-on-Thames	d			0815	0827		0836			0847		0907			0917			0940	0946			1010			1016		1040	1046		
Hersham	d			0817	0830		0839			0849		0910			0919				0948						1018		1048			
Esher	d			0820	0833		0843			0852		0913			0922				0951						1021		1051			
<b>Surbiton</b>	a			0824	0837		0847			0856		0917		0910		0926	0937	0946	0955		1007	1016			1025	1037	1046	1055		1107
Wimbledon	a			0843r						0904					0934				1004						1034		1104			
Earlsfield	a			0847r						0908					0938				1008						1038		1108			
Clapham Junction	a			0851r						0912				0926	0942	0950	0957		1012				1025	1042	1048	1057	1112			
Vauxhall	a			0856r						0917					0947				1017						1047		1117			
<b>London Waterloo</b>	a	0820	0829	0846	0859	0839	0906	0852	0900	0924	0910	0940	0921	0929	0938	0954	0959	1008	1023	1008	1027	1036	1034	1052	1057	1105	1122	1108	1127	

Late night and weekend trains may be altered due to engineering works.  
Please check at [www.southwesternrailway.com](http://www.southwesternrailway.com) before travelling.

★ Passengers travelling with cycles may not join or leave services at stations with train times shown in blue.  
For guide to all other notes and symbols see end of timetable.

**MONDAY TO FRIDAY**
**Basingstoke and Alton to Woking and London Waterloo (Suburban Services)**

	Notes																													
<b>Basingstoke</b>	d	1024	1043			1054		1117		1124	1143			1154		1217		1224	1243			1254		1317		1324	1343			
Hook	d	1031				1101				1131				1201				1231			1301				1324	1331	1343			
Winchfield	d	1035				1105				1135				1205				1235			1305				1335					
Fleet	d	1040	1054			1110				1140	1154			1210				1240	1254		1310				1340	1354				
Farnborough	d	1046	1100			1116		1130		1146	1200			1216		1230		1246	1300		1316		1330		1346	1400				
<b>Alton</b>	d					1044				1115				1144							1244				1315			1344		
Bentley	d					1051								1151							1251						1351			
Farnham	a					1056				1125				1156							1256				1325		1356			
Farnham	d					1058				1128				1158		1228					1258				1328		1358			
<b>Aldershot</b>	d					1104				1134				1204		1234					1304				1334		1404			
Ash Vale	d					1109				1139				1209		1239					1309				1339		1409			
Brookwood	d	1053				1116	1123			1146	1153			1216	1223			1246	1253			1316	1323			1346	1353			1416
Guildford	d			1047k	1102k		1117k			1134k			1147k	1202k		1217k		1234k			1247k	1302k		1317k		1334k		1347k	1402k	
Worplesdon	d									1140k								1240k							1340k					
<b>Woking</b>	a	1058				1121	1128		1139	1151	1158			1221	1228		1239	1251	1258		1321	1328		1339	1351	1358			1421	
<b>Woking</b>	d	1059			1102	1122	1129	1132	1141	1152	1159		1202	1222	1229	1232	1241	1252	1259		1302	1322	1329	1332	1341	1352	1359		1402	1422
West Byfleet	d				1106	1127		1136		1157			1206	1227		1236		1257			1306	1327		1336	1345	1357		1406	1427	
Byfleet & New Haw	d				1109			1139					1209			1239					1309			1339				1409		
Weybridge	d	1106			1112		1136	1142			1206		1212		1236	1242		1306			1312		1336	1342		1406		1412		
Walton-on-Thames	d	1110			1116		1140	1146			1210		1216		1240	1246		1310			1316		1340	1346		1410		1416		
Hersham	d				1118			1148					1218			1248					1318			1348				1418		
Esher	d				1121			1151					1221			1251					1321			1351				1421		
<b>Surbiton</b>	a	1116			1125	1137	1146	1155		1207	1216		1225	1237	1246	1255		1307	1316		1325	1337	1346	1355		1407	1416		1425	1437
Wimbledon	a				1134			1204					1234			1304					1334			1404				1434		
Earlsfield	a				1138			1208					1238			1308					1338			1408				1438		
Clapham Junction	a		1125	1142	1148	1157	1212				1225	1242	1248	1257	1312				1325	1342	1348	1357	1412				1425	1442	1448	
Vauxhall	a				1147			1217					1247			1317					1347			1417				1447		
<b>London Waterloo</b>	a	1136	1134	1152	1157	1208	1222	1208	1227	1236	1234	1252	1257	1305	1322	1308	1327	1336	1334	1352	1357	1405	1422	1408	1427	1436	1434	1452	1500	

Late night and weekend trains may be altered due to engineering works.

Please check at [www.southwesternrailway.com](http://www.southwesternrailway.com) before travelling.

For guide to notes and symbols see end of timetable.

**MONDAY TO FRIDAY**
**Basingstoke and Alton to Woking and London Waterloo (Suburban Services)**

<b>Notes</b>																														
<b>Basingstoke</b>	d	1354		1417		1424	1443			1454		1517		1524	1543			1554		1617		1624	1643			1654		1717		
Hook	d	1401				1431				1501				1531				1601				1631				1701				
Winchfield	d	1405				1435				1505				1535				1605				1635				1705				
Fleet	d	1410				1440	1454			1510				1540	1554			1610				1640	1654			1710				
Farnborough	d	1416		1430		1446	1500			1516		1530		1546	1600			1616		1630		1646	1659			1716	1730			
<b>Alton</b>	d				1415					1444			1515				1544			1615					1644		1714			
Bentley	d									1451							1551								1651		1721			
Farnham	a				1425					1456			1525				1556			1625					1656		1726			
Farnham	d				1428					1458			1528				1558			1628					1658		1728			
<b>Aldershot</b>	d				1434					1504			1534				1604			1634					1704		1734			
Ash Vale	d				1439					1509			1539				1609			1639					1709		1739			
Brookwood	d	1423			1446	1453			1516	1523			1546	1553			1616	1623			1646	1653			1716	1723	1746			
Guildford	d		1417k		1434k		1447k	1502k		1517k			1534k		1547k	1600k		1617k		1634k			1647k	1700k		1717k	1734k			
Worplesdon	d				1440k								1540k			1606k			1640k				1706k			1740k				
<b>Woking</b>	a	1428		1439	1451	1458		1521	1528		1539	1551	1558		1621	1628		1639	1651	1658				1721	1728	1739	1751			
<b>Woking</b>	d	1429	1432	1441	1452	1459		1502	1522	1529	1532	1541	1552	1559		1602	1622	1629	1632	1641	1652	1659			1702	1722	1729	1732	1741	1752
West Byfleet	d		1436		1457			1506	1527		1536		1557		1606	1627		1636		1657					1706	1727	1736	1757		
Byfleet & New Haw	d		1439					1509			1539				1609			1639							1709		1739			
Weybridge	d	1436	1442		1506			1512		1536	1542		1606		1612		1636	1642		1706					1712	1736	1742			
Walton-on-Thames	d	1440	1446		1510			1516	1540	1546		1610			1616	1640	1646		1710						1716	1740	1746			
Hersham	d		1448					1518		1548				1618		1648			1718						1718		1748			
Esher	d		1451					1521		1551				1621		1651			1721						1721		1751			
<b>Surbiton</b>	a	1446	1455		1507	1516		1525	1537	1546	1555		1607	1616		1625	1637	1646	1655		1707	1716			1725	1737	1746	1755	1807	
Wimbledon	a		1504					1534			1604				1634			1705							1734		1804			
Earlsfield	a		1508					1538			1608				1638			1708							1738		1808			
Clapham Junction	a	1457	1512			1525	1542	1550	1557	1612			1625	1642	1648	1657	1712					1725			1742	1748	1757	1811		
Vauxhall	a		1517				1547			1617				1647		1717			1747						1747		1816			
<b>London Waterloo</b>	a	1508	1522	1508	1529	1537	1534	1552	1558	1605	1622	1607	1629	1636	1634	1652	1659	1708	1722	1708	1729	1735	1738	1752	1759	1809	1821	1808	1829	

Late night and weekend trains may be altered due to engineering works.  
Please check at [www.southwesternrailway.com](http://www.southwesternrailway.com) before travelling.

For guide to notes and symbols see end of timetable.

**MONDAY TO FRIDAY**
**Basingstoke and Alton to Woking and London Waterloo (Suburban Services)**

<b>Notes</b>																																	
<b>Basingstoke</b>	d	1724	1743			1754		1817			1824	1843			1854		1917		1924	1943			1954		2017		2024		2043				
Hook	d	1731				1801				1831					1901				1931				2001				2031						
Winchfield	d	1735				1805				1835					1905				1935				2005				2035						
Fleet	d	1740	1754			1810				1840	1854				1910				1940	1954			2010				2040		2054				
Farnborough	d	1746	1800			1816		1830		1846	1900				1916		1930		1946	2000			2016		2030		2046		2100				
<b>Alton</b>	d					1744				1814					1835				1908				1935				2015						
Bentley	d					1751				1823					1842								1942										
Farnham	a					1756				1827					1847				1918				1947				2025						
Farnham	d					1758				1828					1858				1928				1958				2028						
<b>Aldershot</b>	d					1804				1834					1904				1934				2004				2034						
Ash Vale	d					1809				1839					1909				1939				2009				2039						
Brookwood	d	1753				1816	1823			1846	1853				1916	1923			1946	1953			2016	2023			2046	2053					
Guildford	d					1800k				1834k					1855k				1934k				1947k	2002k			2017k			2039k			
Worplesdon	d					1806k				1840k									1940k								2044k						
<b>Woking</b>	a	1758				1821	1828			1839	1852	1858			1921	1928			1939	1951	1958			2021	2028		2039	2051	2058		2109		
<b>Woking</b>	d	1759				1802	1822	1829	1832	1841	1852	1859			1902	1922	1929	1932	1941	1952	1959			2002	2022	2029	2032	2041	2052	2059	2102	2110	
West Byfleet	d					1806	1827			1836		1857			1906	1927		1936		1957			2006	2027		2036	2041	2057		2106			
Byfleet & New Haw	d					1809				1839					1909			1939					2009			2039				2109			
Weybridge	d	1806				1812			1836	1842		1906			1912		1936	1942			2006			2012		2036	2042		2106	2112			
Walton-on-Thames	d	1810				1816			1840	1846		1910			1916		1940	1946			2010			2016		2040	2046		2110	2116			
Hersham	d					1818				1848					1918			1948					2018			2048				2118			
Esher	d					1821				1851					1921			1951					2021			2051				2121			
<b>Surbiton</b>	a	1816				1825	1837	1847	1855		1907	1916			1925	1937	1946	1955		2007	2016			2025	2037	2046	2055		2107	2116	2125		2125
Wimbledon	a					1834			1905						1935			2004					2035			2105				2134		2134	
Earlsfield	a					1838			1909						1939			2008					2039			2109				2138		2138	
Clapham Junction	a		1825	1842	1848	1858	1911					1926			1941	1948	1957	2012			2025		2041	2048	2057	2111					2129	2142	
Vauxhall	a			1847			1916								1946			2017					2046			2116					2147		
<b>London Waterloo</b>	a	1836	1834	1852	1857	1906	1923	1908	1925	1939	1934	1952			1957	2005	2022	2008	2026	2036	2034			2052	2057	2105	2122	2108	2129	2134		2138	2152

Late night and weekend trains may be altered due to engineering works.

 Please check at [www.southwesternrailway.com](http://www.southwesternrailway.com) before travelling.

For guide to notes and symbols see end of timetable.







## SATURDAY

## Basingstoke and Alton to Woking and London Waterloo (Suburban Services)

Notes																														
<b>Basingstoke</b>	d		0854		0917		0924	0943			0954		1017		1024	1043			1054		1117		1124	1143		1154	1217			
Hook	d		0901				0931				1001				1031				1101				1131			1201				
Winchfield	d		0905				0935				1005				1035				1105				1135			1205				
Fleet	d		0910				0940	0954			1010				1040	1054			1110				1140	1154		1210				
Farnborough	d		0916		0930		0946	1000			1016		1030		1046	1100			1116		1130		1146	1200		1216	1230			
<b>Alton</b>	d	0844				0914				0944			1014					1044			1115				1144					
Bentley	d	0851				0921				0951			1021					1051							1151					
Farnham	a	0856				0926				0956			1026					1056			1125				1156					
Farnham	d	0858				0928				0958			1028					1058			1128				1158					
<b>Aldershot</b>	d	0904				0934				1004			1034					1104			1134				1204					
Ash Vale	d	0909				0939				1009			1039					1109			1139				1209					
Brookwood	d	0916	0923			0946	0953			1016	1023			1046	1053			1116	1123			1146	1153			1216	1223			
Guildford	d	0902k		0917k		0934k			0947k	1002k			1017k				1047k	1102k			1117k				1147k	1202k		1217k		
Worplesdon	d					0940k									1040k						1140k									
<b>Woking</b>	a	0921	0928		0939	0951	0958			1021	1028		1039	1051	1058			1121	1128		1139	1151	1158			1221	1228		1239	
<b>Woking</b>	d	0922	0929	0932	0941	0952	0959		1002	1022	1029	1032	1041	1052	1059		1102	1122	1129	1132	1141	1152	1159			1202	1222	1229	1232	1241
West Byfleet	d	0927		0936		0957			1006	1027		1036		1057			1106	1127		1136	1157				1206	1227		1236		
Byfleet & New Haw	d			0939					1009			1039					1109			1139					1209			1239		
Weybridge	d		0936	0942			1006		1012		1036	1042			1106		1112	1136	1142			1206			1212		1236	1242		
Walton-on-Thames	d		0940	0946			1010		1016		1040	1046			1110		1116	1140	1146			1210			1216		1240	1246		
Hersham	d			0948					1018			1048					1118			1148					1218			1248		
Esher	d			0951					1021			1051					1121			1151					1221			1251		
<b>Surbiton</b>	a	0937	0946	0955		1007	1016		1025	1037	1046	1055		1107	1116		1125	1137	1146	1155		1207	1216		1225	1237	1246	1255		
Wimbledon	a			1004					1034			1104					1134			1204					1234			1304		
Earlsfield	a			1008					1038			1108					1138			1208					1238			1308		
Clapham Junction	a	0948	0957	1012			1025		1042	1048	1057	1112				1125	1142	1148	1157	1212			1225	1242	1248	1257	1312			
Vauxhall	a			1017					1047			1117					1147			1217				1247			1317			
<b>London Waterloo</b>	a	0957	1005	1022	1008	1027	1036	1034	1052	1057	1105	1122	1108	1127	1136	1134	1152	1157	1209	1222	1211	1229	1238	1234	1252	1259	1309	1322	1311	

Late night and weekend trains may be altered due to engineering works.  
Please check at [www.southwesternrailway.com](http://www.southwesternrailway.com) before travelling.

For guide to notes and symbols see end of timetable.



## SATURDAY

## Basingstoke and Alton to Woking and London Waterloo (Suburban Services)

Notes																													
<b>Basingstoke</b>	d		1554		1617		1624	1643		1654		1717		1724	1743		1754		1817		1824	1843		1854	1917				
Hook	d		1601				1631			1701				1731			1801				1831			1901					
Winchfield	d		1605				1635			1705				1735			1805				1835			1905					
Fleet	d		1610				1640	1654		1710				1740	1754		1810				1840	1854		1910					
Farnborough	d		1616		1630		1646	1700		1716		1730		1746	1800		1816		1830		1846	1900		1916	1930				
<b>Alton</b>	d	1544				1615				1644			1715				1744			1815				1844					
Bentley	d	1551								1651							1751							1851					
Farnham	a	1556				1625				1656			1725				1756			1825				1856					
Farnham	d	1558				1628				1658			1728				1758			1828				1858					
<b>Aldershot</b>	d	1604				1634				1704			1734				1804			1834				1904					
Ash Vale	d	1609				1639				1709			1739				1809			1839				1909					
Brookwood	d	1616	1623			1646	1653			1716	1723			1746	1753			1816	1823			1846	1853		1916	1923			
Guildford	d	1602k		1617k		1634k		1647k	1702k		1717k		1734k		1747k	1802k		1817k		1834k		1847k	1902k		1917k				
Worplesdon	d					1640k							1740k							1840k									
<b>Woking</b>	a	1621	1628		1639	1651	1658			1721	1728		1739	1751	1758		1821	1828		1839	1851	1858		1921	1928	1939			
<b>Woking</b>	d	1622	1629	1632	1641	1652	1659		1702	1722	1729	1732	1741	1752	1759		1802	1822	1829	1832	1841	1852	1859		1902	1922	1929	1932	1941
West Byfleet	d	1627		1636		1657			1706	1727		1736		1757			1806	1827		1836	1857			1906	1927	1936			
Byfleet & New Haw	d			1639					1709			1739				1809			1839					1909	1939				
Weybridge	d		1636	1642		1706			1712		1736	1742		1806		1812		1836	1842		1906			1912	1936	1942			
Walton-on-Thames	d		1640	1646		1710			1716		1740	1746		1810		1816		1840	1846		1910			1916	1940	1946			
Hersham	d			1648					1718			1748				1818			1848					1918	1948				
Esher	d			1651					1721			1751				1821			1851					1921	1951				
<b>Surbiton</b>	a	1637	1646	1655		1707	1716		1725	1737	1746	1755		1807	1816		1825	1837	1846	1855		1907	1916		1925	1937	1946	1955	
Wimbledon	a			1704					1734			1804					1834			1904				1934		2004			
Earlsfield	a			1708					1738			1808					1838			1908				1938		2008			
Clapham Junction	a	1648	1657	1712			1725		1742	1748	1757	1812				1825	1842	1848	1857			1925	1942	1948	1957	2012			
Vauxhall	a			1717					1747			1817				1847			1917					1947		2017			
<b>London Waterloo</b>	a	1657	1705	1722	1707	1727	1736	1734	1752	1757	1805	1822	1807	1827	1836	1834	1852	1857	1905	1922	1907	1927	1936	1934	1952	1957	2005	2022	2007

Late night and weekend trains may be altered due to engineering works.  
Please check at [www.southwesternrailway.com](http://www.southwesternrailway.com) before travelling.

For guide to notes and symbols see end of timetable.

## SATURDAY

## Basingstoke and Alton to Woking and London Waterloo (Suburban Services)

Notes																																		
<b>Basingstoke</b>	d		1924	1943			1954			2017			2024			2043			2054			2124			2143			2154			2224			2243
Hook	d		1931				2001						2031						2101			2131					2201			2231				
Winchfield	d		1935				2005						2035						2105			2135					2205			2235				
Fleet	d		1940	1954			2010						2040			2054			2110			2140			2154		2210			2240			2254	
Farnborough	d		1946	2000			2016			2030			2046			2100			2116			2146			2200		2216			2246			2300	
<b>Alton</b>	d	1915					1944				2015					2044			2115							2144			2215					
Bentley	d						1951									2051										2151								
Farnham	a	1925					1956				2025					2056			2125							2156			2225					
Farnham	d	1928					1958				2028					2058			2128							2158			2228					
<b>Aldershot</b>	d	1934					2004				2034					2104			2134							2204			2234					
Ash Vale	d	1939					2009				2039					2109			2139							2209			2239					
Brookwood	d	1946	1953				2016	2023			2046	2053				2116	2123		2146	2153						2216	2223		2246	2253				
Guildford	d	1934k				1947k	2002k				2039k					2047k		2117k				2139k	2149k							2220			2239k	2255
Worplesdon	d	1940k																	2144k										2244k			2244k		
<b>Woking</b>	a	1951	1958				2021	2028		2039	2051	2058		2109	2121	2128		2151	2158		2209				2221	2228	2232	2251	2258	2305	2309			
<b>Woking</b>	d	1952	1959			2002	2022	2029	2033	2041	2052	2059	2103	2110		2122	2129	2133	2152	2159	2203	2210			2222	2229	2233	2252	2259	2306	2310			
West Byfleet	d	1957				2006	2027		2037		2057		2107			2127	2129	2137	2157	2159	2207	2210			2227		2237	2257		2310				
Byfleet & New Haw	d					2009			2040				2110				2140				2210						2240			2313				
Weybridge	d		2006			2012		2036	2043			2106	2113			2136	2143		2206	2213						2236	2243		2306	2316				
Walton-on-Thames	d		2010			2016		2040	2047			2110	2117			2140	2147		2210	2217						2240	2247		2310	2320				
Hersham	d					2018			2049				2119				2149				2219						2249			2322				
Esher	d					2021			2052				2122		┌			2152			2222			┌			2252			2325				
<b>Surbiton</b>	a	2007	2016			2025	2037	2045	2056		2107	2116	2126			2126	2137	2146	2156	2207	2216	2226			2226	2237	2246	2256	2307	2316	2329			
Wimbledon	a					2034			2105				┌			2134			2204			┌				2234			2304			┌		
Earlsfield	a					2038			2108							2138			2208							2238			2308					
Clapham Junction	a			2025	2042	2048	2057		2112					2129	2142	2148	2157							2229	2242	2252	2257	2312					2329	
Vauxhall	a					2047			2117						2147				2217							2247			2317					
<b>London Waterloo</b>	a	2027	2036	2034	2052	2057	2107	2123	2109	2129	2134			2138	2152	2157	2207	2222	2227	2234				2238	2252	2301	2305	2322	2328	2332			2339	

Late night and weekend trains may be altered due to engineering works.

Please check at [www.southwesternrailway.com](http://www.southwesternrailway.com) before travelling.

For guide to notes and symbols see end of timetable.



## SUNDAY

## Basingstoke and Alton to Woking and London Waterloo (Suburban Services)

Notes				B	□	□			B	□	□			B	□	□			B	□	□			B	□	□			
<b>Basingstoke</b>	d				0716					0816					0916					1016						1116			
Hook	d				0723					0823					0923					1023						1123			
Winchfield	d				0727					0827					0927					1027						1127			
Fleet	d				0732					0832					0932					1032						1132			
Farnborough	d				0738					0838					0938					1038						1138			
<b>Alton</b>	d																												
Bentley	d																												
Farnham	a																												
Farnham	d						0730																						
<b>Aldershot</b>	d						0736																						
Ash Vale	d						0741																						
Brookwood	d				0745	0748				0845	0848				0945	0948					1045	1048				1145	1148		
Guildford	d		0657	0727				0757	0827	0835k			0857	0927	0935k			0957	1027	1035k			1057	1127	1135k			1157	1227
Worplesdon	d																												
<b>Woking</b>	a		0705	0735		0750	0754	0805	0835		0850	0854	0905	0935		0950	0954	1005	1035		1050	1054	1105	1135		1150	1154	1205	1235
<b>Woking</b>	d	0636	0706	0736	0752	0758		0806	0836	0852	0858		0906	0936	0952	0958		1006	1036	1052	1058		1106	1136	1152	1158		1206	1236
West Byfleet	d	0640	0710	0740	0756			0810	0840	0856			0910	0940	0956			1010	1040	1056		1110	1140	1156			1210	1240	
Byfleet & New Haw	d	0643	0713	0743	0759a			0813	0843	0859a			0913	0943	0959a			1013	1043	1059a		1113	1143	1159a			1213	1243	
Weybridge	d	0646	0716	0746				0816	0846				0916	0946				1016	1046			1116	1146				1216	1246	
Walton-on-Thames	d	0650	0720	0750				0820	0850				0920	0950				1020	1050			1120	1150				1220	1250	
Hersham	d	0652	0722	0752				0822	0852				0922	0952				1022	1052			1122	1152				1222	1252	
Esher	d	0655	0725	0755				0825	0855				0925	0955				1025	1055			1125	1155				1225	1255	
<b>Surbiton</b>	a	0659	0729	0759			0809	0830	0859			0909	0930	0959			1009	1029	1059			1109	1129	1159			1209	1229	1259
Wimbledon	a	0707	0737	0807			0820	0836	0906			0919	0937	1007			1017	1037	1107			1117	1137	1207			1217	1237	1307
Earlsfield	a	0712	0742	0812				0841	0911				0941	1011				1041	1111			1141	1211				1241	1311	
Clapham Junction	a	0715	0745	0815			0827	0844	0914			0926	0945	1015			1023	1045	1115			1123	1145	1215			1223	1245	1315
Vauxhall	a	0720	0750	0820				0850	0920				0950	1020				1050	1120			1150	1220				1250	1320	
<b>London Waterloo</b>	a	0725	0755	0825			0839	0855	0928			0942e	0955	1025			1034	1055	1125			1134	1155	1225			1234	1255	1325

Late night and weekend trains may be altered due to engineering works.  
Please check at [www.southwesternrailway.com](http://www.southwesternrailway.com) before travelling.

For guide to notes and symbols see end of timetable.

## SUNDAY

## Basingstoke and Alton to Woking and London Waterloo (Suburban Services)

Notes	B	□	□			B	□	□			□	□			□	□			B	□	□			□	□			B		
<b>Basingstoke</b>	d		1216				1316			1350				1416			1450			B			1516				1550			
Hook	d		1223				1323							1423									1523							
Winchfield	d		1227				1327							1427									1527							
Fleet	d		1232				1332			1402				1432			1502						1532			1602				
Farnborough	d		1238				1338			1408				1438			1508						1538			1608				
<b>Alton</b>	d			1215				1315			1345				1415			1445					1515				1545			
Bentley	d			1223				1323							1423								1523							
Farnham	a			1228				1328			1355				1428			1455					1528				1555			
Farnham	d			1230				1330			1400				1430			1500					1530				1600			
<b>Aldershot</b>	d			1236				1336			1406				1436			1506					1536				1606			
Ash Vale	d			1241				1341			1411				1441			1511					1541				1611			
Brookwood	d		1245	1248				1345	1348		1415	1418			1445	1448		1515	1518				1545	1548		1615	1618			
Guildford	d	1235k				1257	1327	1335k			1357			1427	1435k			1457			1527	1535k				1557			1627	1635k
Worplesdon	d																													
<b>Woking</b>	a		1250	1254	1305	1335		1350	1354	1405	1420	1424	1435		1450	1454	1505	1520	1524	1535		1550	1554	1605	1620	1624	1635			
<b>Woking</b>	d	1252			1306	1336	1352		1358	1406		1428		1436	1452		1506		1528		1536	1552		1558		1606		1628	1636	1652
West Byfleet	d	1256		1258	1310	1340	1356			1410			1440	1456		1510				1540	1556				1610		1628	1640	1656	
Byfleet & New Haw	d	1259a			1313	1343	1359a			1413			1443	1459a		1513				1543	1559a				1613		1634	1643	1659a	
Weybridge	d				1316	1346				1416	1434	1446			1516	1534	1546								1616	1634	1646			
Walton-on-Thames	d				1320	1350				1420	1438	1450			1520	1538	1550								1620	1638	1650			
Hersham	d				1322	1352				1422		1452			1522		1552								1622		1652			
Esher	d				1325	1355				1425		1455			1525		1555								1625		1655			
<b>Surbiton</b>	a		1309	1329	1359			1409	1429	1445	1459			1509	1529	1545	1559					1609	1629	1645	1659					
Wimbledon	a		1317	1337	1407			1417	1437	1453	1507			1517	1537	1553	1607					1617	1637	1653	1707					
Earlsfield	a			1341	1411				1441		1511				1541		1611						1641	1659	1711					
Clapham Junction	a		1323	1345	1415			1423	1445	1459	1515			1523	1545	1559	1615					1623	1645	1659	1715					
Vauxhall	a			1350	1420				1450		1520				1550		1620						1650	1659	1720					
<b>London Waterloo</b>	a		1334	1355	1425			1434	1455	1510	1525			1534	1555	1611	1625					1634	1655	1710	1725					

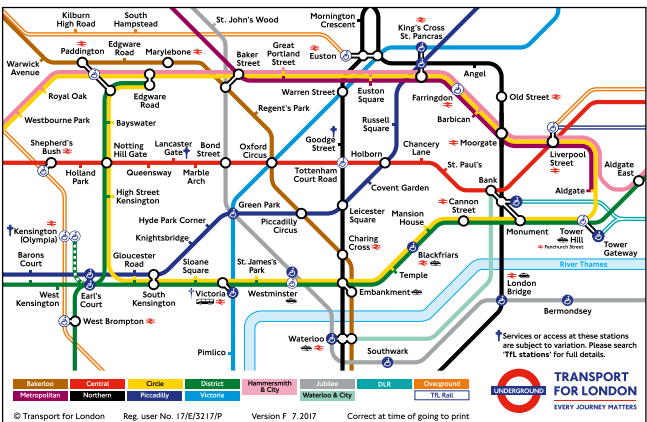
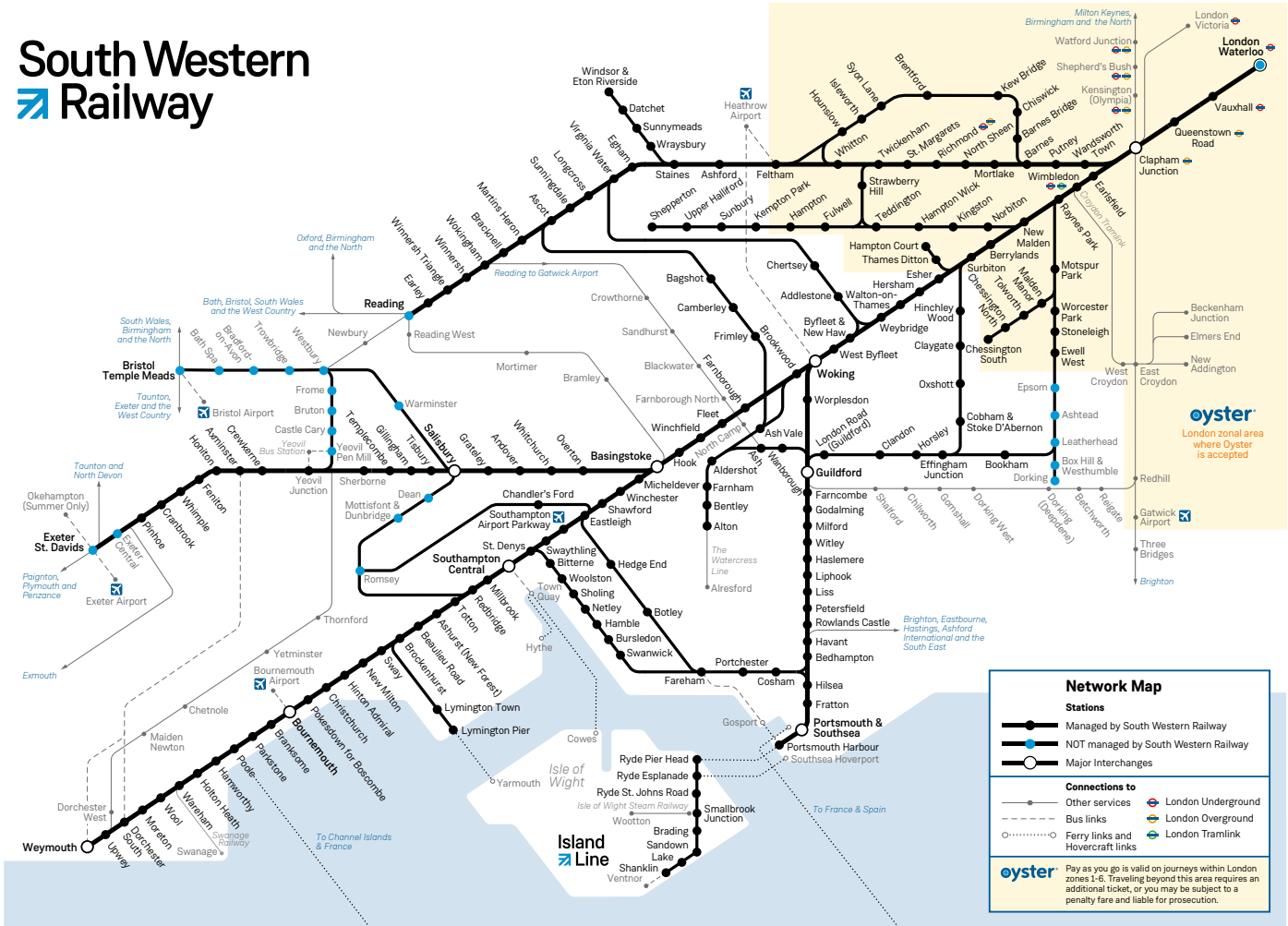
Late night and weekend trains may be altered due to engineering works.  
Please check at [www.southwesternrailway.com](http://www.southwesternrailway.com) before travelling.

For guide to notes and symbols see end of timetable.





# South Western Railway



## Changing trains

Most journeys shown in this timetable are by through trains, shown in **bold type**. However, you may be able to make other journeys or reach your destination more quickly by changing trains. To help you find these services, we show them in the timetable with *light italic type*. A letter against the time will show where you need to change trains - please check the 'notes' section for an explanation of these letters.

Please allow plenty of time to make your connection. At most stations you will need to allow at least 5 minutes to change trains. Some stations have a different minimum time and this is shown in the 'station information' table in this timetable. For example 10 means you should allow 10 minutes to change trains at this station.

**MONDAY TO FRIDAY**
**London Waterloo and Woking to Alton and Basingstoke (Suburban Services)**

<b>London Waterloo</b>	d	0500		0530	0520			0550	0612		0620	0642	0653	0650	0712	0723	0720	0739	0742	0753	0809	0750	0812	0824	0820	0839	0842	0853	0909	
Vauxhall	d	0504			0524			0554			0624			0654			0724					0754			0824					
Clapham Junction	d	0511		0537u	0529			0559	0619u		0629	0649u	0700u	0659	0720u	0730u	0729	0745u		0800u		0759	0819u		0829	0846u		0900u		
Earlsfield	d	0514			0532			0602			0632			0702			0732					0802			0832					
Wimbledon	d	0518		0543	0536			0606			0636			0706			0736					0806			0836					
<b>Surbiton</b>	d	0526			0544			0614	0630		0644	0700	0711	0714	0731	0741	0744		0800	0811		0814	0830	0841	0844		0900	0911		
Esher	d	0530			0548			0618			0648			0718			0748					0818			0848					
Hersham	d	0533			0551			0621			0651			0721			0751					0821			0851					
Walton-on-Thames	d	0537			0554			0624	0637		0654	0707		0724	0738		0754		0807			0824	0837		0854		0907			
Weybridge	d	0541			0557			0627	0641		0657	0711		0727	0742		0757		0811			0827	0841		0857		0911			
Byfleet & New Haw	d	0544			0600			0630			0700			0730			0800					0830			0900					
West Byfleet	d	0547			0603			0633			0703		0721	0733		0751	0803			0821		0833		0851	0903			0921		
<b>Woking</b>	a	0551		0559	0608			0638	0648		0707	0718	0726	0737	0748	0759	0808		0818	0829	0833	0837	0849	0900	0908		0918	0929	0933	
<b>Woking</b>	d	0553	0602	0601	0611	0619	0630		0650	0658	0710	0719	0730	0739	0750	0800			0819	0830	0835	0839	0849	0900			0919	0930	0935	
Worplesdon	a				0615			0647k			0717k			0748k			0818k					0848k			0917k			0919	0930	0935
Guildford	a	0600			0621			0653k			0719			0747	0804k		0824k		0836k			0850	0905k		0923k		0933k			
Brookwood	d		0608			0625	0636		0656	0706		0725	0736		0756	0806			0825	0836			0855	0906			0925	0936		
Ash Vale	d		0616				0644			0714			0744			0814					0844			0914				0944		
<b>Aldershot</b>	d		0621			0650				0720			0750			0820					0850			0920				0950		
Farnham	a		0626			0655				0725			0755			0825					0855			0925				0955		
Farnham	d		0627			0656				0726			0756			0826					0856			0926				0956		
Bentley	d		0633			0702				0732			0802			0832					0902							1002		
<b>Alton</b>	a		0640			0710				0740			0810			0839					0910			0938				1028g		
Farnborough	d				0633			0704			0733			0803			0815	0833		0845		0903			0913	0933		0945		
Fleet	d				0638			0709			0738			0809			0821	0838				0908			0919	0938				
Winchfield	d				0644			0715			0744			0814			0844					0914			0944					
Hook	d				0648			0719			0748			0819			0848					0918			0948					
<b>Basingstoke</b>	a			0620		0658		0728			0756			0826			0832	0858		0858		0928			0931	0958		0958		

Late night and weekend trains may be altered due to engineering works.  
Please check at [www.southwesternrailway.com](http://www.southwesternrailway.com) before travelling.

For guide to notes and symbols see end of timetable.



**MONDAY TO FRIDAY**
**London Waterloo and Woking to Alton and Basingstoke (Suburban Services)**

<b>London Waterloo</b>	d	1239	1242	1253	1309	1250	1312	1323	1320	1339	1342	1353	1409	1350	1412	1423	1420	1439	1442	1453	1509	1450	1512	1525	1520	1539	1542	1553	1609
Vauxhall	d					1254			1324					1354		1424						1454			1524				
Clapham Junction	d	1246u		1301u		1259	1319u		1329	1346u		1400u		1359	1419u		1429	1446u		1500u		1459	1519u		1529	1546u		1600u	
Earlsfield	d					1302			1332					1402		1432						1502			1532				
Wimbledon	d					1306			1336					1406		1436						1506			1536				
<b>Surbiton</b>	d		1300	1311		1314	1330	1341	1344		1400	1411		1414	1430	1441	1444		1500	1511		1514	1530	1541	1544		1600	1611	
Esher	d					1318			1348					1418			1448					1518			1548				
Hersham	d					1321			1351					1421			1451					1521			1551				
Walton-on-Thames	d		1307			1324	1337		1354		1407			1424	1437		1454		1507			1524	1537		1554		1607		
Weybridge	d		1311			1327	1341		1357		1411			1427	1441		1457		1511			1527	1541		1557		1611		
Byfleet & New Haw	d					1330			1400					1430			1500					1530			1600				
West Byfleet	d			1321		1333		1351	1403			1421		1433		1451	1503			1521		1533		1551	1603			1621	
<b>Woking</b>	a		1318	1329	1333	1338	1348	1359	1408		1418	1429	1433	1438	1448	1459	1508		1518	1529	1533	1538	1548	1559	1608		1618	1629	1633
<b>Woking</b>	d		1319	1330	1335		1349	1400			1419	1430	1435		1449	1500			1519	1530	1535		1549	1600			1619	1630	1635
Worplesdon	a								1417k								1517k					1547k							
Guildford	a		1333k			1350k	1403k		1423k		1433k			1450k	1503k		1523k		1533k			1553k	1603k		1620k		1633k		
Brookwood	d		1325	1336			1355	1406			1425	1436			1455	1506					1525	1536			1555	1606		1625	1636
Ash Vale	d			1344				1414					1444			1514					1544			1614				1644	
<b>Aldershot</b>	d			1350				1420					1450			1520					1550			1620				1650	
Farnham	a			1355				1425					1455			1525					1555			1625				1655	
Farnham	d			1356				1426					1456			1526					1556			1626				1656	
Bentley	d			1402									1502								1602							1702	
<b>Alton</b>	a			1411				1437					1510			1537					1610				1637			1710	
Farnborough	d	1313	1333		1345		1403			1413	1433		1445		1503			1513	1533		1545		1603			1613	1633		1645
Fleet	d	1319	1338			1408				1419	1438				1508			1519	1538			1608			1619	1638			
Winchfield	d		1344			1414					1444				1514							1614				1644			
Hook	d		1348			1418					1448				1518							1618				1648			
<b>Basingstoke</b>	a	1331	1358		1358		1428			1431	1458		1458		1528			1531	1558		1558		1628			1631	1658		1658

Late night and weekend trains may be altered due to engineering works.  
Please check at [www.southwesternrailway.com](http://www.southwesternrailway.com) before travelling.

For guide to notes and symbols see end of timetable.

**MONDAY TO FRIDAY**
**London Waterloo and Woking to Alton and Basingstoke (Suburban Services)**

	Notes		★		★	★	★	★	★	★	★	★	★	★	U★	★	★	★	★	★	★	★	★	U★	★	★			
<b>London Waterloo</b>	d	1550	1612	1625	1620	1639	1642	1655	1711	1650	1702	1725	1723	1720	1732	1741		1755	1753	1750	1802	1812	1825	1823	1820	1841		1845	1832
Vauxhall	d	1554			1624					1654				1724						1754				1824					
Clapham Junction	d	1559	1619u		1629	1646u		1702u		1659				1729						1759			1833u		1829				
Earlsfield	d	1602			1632					1702				1732						1802					1832				
Wimbledon	d	1606			1636					1706				1736						1806					1836				
<b>Surbiton</b>	d	1614	1630	1641	1644		1700			1714	1718		1739	1744	1748			1809	1814	1818			1840	1844				1848	
Esher	d	1618			1648					1718	1722			1748	1752					1818	1822				1848				1852
Hersham	d	1621			1651					1721	1725			1751	1755					1821	1825				1851				1855
Walton-on-Thames	d	1624	1637		1654		1707			1724	1729			1754	1759					1824	1829				1854				1859
Weybridge	d	1627	1641		1657		1711			1727	1733			1757	1803					1827	1833				1857				1903
Byfleet & New Haw	d	1630			1700					1730	1736			1800	1806					1830	1836				1900				1906
West Byfleet	d	1633		1651	1703			1721		1733	1739			1803	1809			1819	1833	1839					1903			1908	1909
<b>Woking</b>	a	1638	1648	1659	1710		1718	1729	1735	1743	1744	1750	1751	1810	1814			1820	1823	1841	1849		1852	1852	1912			1913	1918
<b>Woking</b>	d		1649	1700			1719	1730	1737		1746	1751	1752		1816			1821	1825				1853	1854				1914	1920
Worplesdon	a	1647k					1730k	1744k					1800k		1820			1821	1825										1930k
Guildford	a	1653k	1703k	1720k			1736k	1750k			1756		1806k		1829				1855k				1906k					1922	1936k
Brookwood	d		1655	1706			1725	1736	1743				1800			1811		1827				1841		1902		1913			
Ash Vale	d			1714				1744					1803				1824	1835					1905				1916		
<b>Aldershot</b>	d			1720				1750					1809				1833	1841					1911			1921			
Farnham	a			1725				1755					1814				1843e	1846					1916			1929			
Farnham	d			1726				1756					1815					1848					1918						
Bentley	d			1732				1802					1824					1854					1924						
<b>Alton</b>	a			1741				1811					1832					1903					1933						
Farnborough	d		1703			1713	1733		1751				1808			1819			1839			1848		1910		1920			1931
Fleet	d		1708			1719	1738		1756				1813			1824			1844			1854		1915		1926			1937
Winchfield	d		1714				1744		1802				1819			1830			1850			1859		1921		1931			1942
Hook	d		1718				1748		1806				1823			1834			1854			1904		1925		1936			1947
<b>Basingstoke</b>	a		1730			1731	1800		1816				1832			1845			1903			1916		1934		1945			1959

Late night and weekend trains may be altered due to engineering works.  
Please check at [www.southwesternrailway.com](http://www.southwesternrailway.com) before travelling.

★ Passengers travelling with cycles may not join or leave services at stations with train times shown in blue.  
For guide to all other notes and symbols see end of timetable.

**MONDAY TO FRIDAY**
**London Waterloo and Woking to Alton and Basingstoke (Suburban Services)**

Notes	★	□	□	★	□	□		□	□	□	□		□	□		□	□	□		□	□	□		□	□	□		□	□
<b>London Waterloo</b>	d	1855	1909	1912	1850	1902	1925	1920	1939	1942	1953	2009	1950	2012	2025	2020	2039	2042	2053	2050	2112	2123	2120	2139	2142	2153	2150	2212	2223
Vauxhall	d				1854			1924					1954			2024			2054			2124			2154				
Clapham Junction	d	1902u		1919u	1859		1932u	1929	1946u		2000u		1959	2019u		2029	2046u		2100u	2059	2119u		2129	2146u		2200u	2159	2219u	2230u
Earlsfield	d				1902			1932					2002			2032			2102			2132			2202				
Wimbledon	d				1906			1936					2006			2036			2106			2136			2206				
<b>Surbiton</b>	d				1914	1918		1944		2000	2011		2014	2030	2041	2044		2100	2111	2114	2130	2141	2144		2200	2211	2214	2230	2241
Esher	d				1918	1922		1948					2018			2048			2118			2148			2218				
Hersham	d				1921	1925		1951					2021			2051			2121			2151			2221				
Walton-on-Thames	d				1924	1929		1954		2007			2024	2037		2054		2107	2124	2137		2154		2207	2224	2237			
Weybridge	d				1927	1933		1957		2011			2027	2041		2057		2111	2127	2141		2157		2211	2227	2241			
Byfleet & New Haw	d				1930	1936		2000					2030			2100			2130			2200			2230				
West Byfleet	d				1933	1939	1951	2003			2021		2033		2051	2103			2121	2133		2151	2203		2221	2233		2251	
<b>Woking</b>	a	1921	1933	1938	1942	1948	1959	2008		2018	2029	2033	2038	2048	2059	2108		2118	2129	2138	2148	2159	2208		2218	2229	2237	2248	2259
<b>Woking</b>	d	1923	1935	1939			2000			2019	2030	2035		2049	2100			2119	2130		2149	2200			2219	2230	2239	2249	2300
Worplesdon	a						2017k			2019	2030	2035		2049	2100			2119	2130		2149	2200			2219	2230	2239	2249	2300
Guildford	a				2003k		2023k		2033k			2050k	2103k		2123k		2133k		2203k		2223k		2233k		2247	2303k			
Brookwood	d	1930		1945			2006			2025	2036			2055	2106			2125	2136		2155	2206			2225	2236		2255	2306
Ash Vale	d	1937					2014					2044			2114				2144			2214			2244			2314	
<b>Aldershot</b>	d	1943					2020					2050			2120				2150			2220			2250			2320	
Farnham	a	1948					2025					2055			2125				2155			2225			2255			2325	
Farnham	d	1949					2026					2056			2126				2156			2226			2256			2326	
Bentley	d	1955					2032					2102			2132				2202			2232			2302			2333	
<b>Alton</b>	a	2004					2039					2129h			2139				2210			2239			2310			2340	
Farnborough	d		1945	1953					2013	2033		2045		2103			2113	2133			2203			2213	2233			2303	
Fleet	d			1958					2019	2038				2108			2119	2138			2208			2219	2238			2308	
Winchfield	d			2004						2044				2114				2144			2214			2244			2314		
Hook	d			2009						2048				2118				2148			2218			2248			2318		
<b>Basingstoke</b>	a		1958	2016					2031	2058		2058		2128			2131	2158			2228			2231	2258			2328	

Late night and weekend trains may be altered due to engineering works.  
Please check at [www.southwesternrailway.com](http://www.southwesternrailway.com) before travelling.

★ Passengers travelling with cycles may not join or leave services at stations with train times shown in blue.  
For guide to all other notes and symbols see end of timetable.





## SATURDAY

## London Waterloo and Woking to Alton and Basingstoke (Suburban Services)

Notes			0	0	0	0	0		0	0		0	0		0	0		0	0	0	0		0	0	0	0				
<b>London Waterloo</b>	d	0500		0530	0520			0550	0612		0620	0642	0653	0650	0712	0723	0720	0739	0742	0753	0809	0750	0812	0823	0820	0839	0842	0853	0909	
Vauxhall	d	0504			0524			0554			0624			0654			0724					0754	0812	0823	0824	0839	0842	0853	0909	
Clapham Junction	d	0511		0537u	0529			0559	0619u		0629	0649u	0700u	0659	0720u	0730u	0729	0746u		0800u		0759	0819u		0829	0846u		0900u		
Earlsfield	d	0514			0532			0602			0632			0702			0732					0802			0832					
Wimbledon	d	0518		0543	0536			0606			0636			0706			0736					0806			0836					
<b>Surbiton</b>	d	0526			0544			0614	0630		0644	0700	0711	0714	0731	0741	0744		0800	0811		0814	0830	0841	0844		0900	0911		
Esher	d	0530			0548			0618			0648			0718			0748					0818			0848					
Hersham	d	0533			0551			0621			0651			0721			0751					0821			0851					
Walton-on-Thames	d	0537			0554			0624	0637		0654	0707		0724	0738		0754		0807			0824	0837		0854		0907			
Weybridge	d	0541			0557			0627	0641		0657	0711		0727	0742		0757		0811			0827	0841		0857		0911			
Byfleet & New Haw	d	0544			0600			0630			0700			0730			0800					0830			0900					
West Byfleet	d	0547			0603			0633			0703		0721	0733		0751	0803			0821		0833		0851	0903			0921		
<b>Woking</b>	a	0551		0559	0608			0638	0648		0708	0718	0726	0738	0748	0759	0808		0818	0829	0833	0838	0848	0859	0908		0918	0929	0933	
<b>Woking</b>	d	0553	0602	0601	0613	0619	0630		0649	0700		0719	0730		0750	0800			0819	0830	0835		0849	0900			0919	0930	0935	
Worplesdon	a				0617						0717k						0817k								0917k			0930	0935	
Guildford	a	0600			0623			0651k			0723k			0751k	0803k		0823k			0833k			0850k	0903k		0923k		0933k		
Brookwood	d		0608			0625	0636		0655	0706			0725	0736		0756	0806			0825	0836			0855	0906			0925	0936	
Ash Vale	d		0616				0644			0714			0744			0814					0844			0914				0944		
<b>Aldershot</b>	d		0621			0650				0720			0750			0820					0850			0920				0950		
Farnham	a		0626			0655				0725			0755			0825					0855			0925				0955		
Farnham	d		0627			0656				0726			0756			0826					0856			0926				0956		
Bentley	d		0633			0702				0732			0802			0832					0902							1002		
<b>Alton</b>	a		0641			0710				0740			0810			0839					0910			0937				1028g		
Farnborough	d				0633			0703			0733			0803			0813	0833		0845			0903			0913	0933		0945	
Fleet	d				0638			0708			0738			0809			0819	0838					0908			0919	0938			
Winchfield	d				0643			0714			0744			0814			0844						0914				0944			
Hook	d				0648			0718			0748			0819			0848						0918				0948			
<b>Basingstoke</b>	a			0620		0658		0728			0758			0828			0831	0858		0858			0928			0931	0958		0958	

Late night and weekend trains may be altered due to engineering works.  
Please check at [www.southwesternrailway.com](http://www.southwesternrailway.com) before travelling.

For guide to notes and symbols see end of timetable.



## SATURDAY

## London Waterloo and Woking to Alton and Basingstoke (Suburban Services)

Notes																													
<b>London Waterloo</b>	d	1723	1720	1739	1742	1753	1809	1750	1812	1823	1820	1839	1842	1853	1909	1850	1912	1923	1920	1939	1942	1953	2009	1950	2012	2023	2020	2039	2042
Vauxhall	d		1724					1754			1824				1854			1924						1954	2012	2023	2020	2039	2042
Clapham Junction	d		1729	1746u		1800u		1759	1819u		1829	1846u		1900u		1859	1919u		1929	1946u		2000u		1959	2019u		2029	2046u	
Earlsfield	d		1732					1802			1832				1902			1932						2002			2032		
Wimbledon	d		1736					1806			1836				1906			1936						2006			2036		
<b>Surbiton</b>	d	1741	1744		1800	1811		1814	1830	1841	1844		1900	1911		1914	1930	1941	1944		2000	2011		2014	2030	2041	2044		2100
Esher	d		1748					1818			1848				1918			1948						2018			2048		
Hersham	d		1751					1821			1851				1921			1951						2021			2051		
Walton-on-Thames	d		1754		1807			1824	1837		1854		1907		1924	1937		1954		2007				2024	2037		2054		2107
Weybridge	d		1757		1811			1827	1841		1857		1911		1927	1941		1957		2011				2027	2041		2057		2111
Byfleet & New Haw	d		1800					1830			1900				1930			2000						2030			2100		
West Byfleet	d	1751	1803			1821		1833		1851	1903			1921		1933		2003		1951	2003		2021		2033		2051	2103	
<b>Woking</b>	a	1759	1808		1818	1829	1833	1838	1848	1859	1908		1918	1929	1933	1938	1948	1959	2008		2018	2029	2033	2038	2048	2059	2108		2118
<b>Woking</b>	d	1800			1819	1830	1835		1849	1900			1919	1930	1935		1949	2000			2019	2030	2035		2049	2100			2119
Worplesdon	a		1817k								1917k			1930	1935			2000		2017k							2117k		2119
Guildford	a		1823k		1833k			1850k	1903k		1923k		1933k			1950k	2003k		2023k		2033k			2050k	2103k		2123k		2133k
Brookwood	d	1806			1825	1836			1855	1906			1925	1936			1955	2006			2025	2036			2055	2106			2125
Ash Vale	d	1814				1844				1914				1944			2014									2114			
<b>Aldershot</b>	d	1820				1850				1920				1950			2020									2120			
Farnham	a	1825				1855				1925				1955			2025									2125			
Farnham	d	1826				1856				1926				1956			2026									2126			
Bentley	d	1832				1902				1932				2002			2032									2132			
<b>Alton</b>	a	1839				1910				1939				2010			2039									2139			
Farnborough	d			1813	1833		1845		1903			1913	1933		1945		2003			2013	2033		2045		2103			2113	2133
Fleet	d			1819	1838				1908			1919	1938				2008			2019	2038				2108			2119	2138
Winchfield	d							1914					1944				2014				2044				2114			2144	
Hook	d				1848				1918				1948				2018				2048				2118			2148	
<b>Basingstoke</b>	a			1831	1858		1858		1928			1931	1958		1958		2028			2031	2058		2058		2128			2131	2158

Late night and weekend trains may be altered due to engineering works.  
Please check at [www.southwesternrailway.com](http://www.southwesternrailway.com) before travelling.

For guide to notes and symbols see end of timetable.

## SATURDAY

## London Waterloo and Woking to Alton and Basingstoke (Suburban Services)

Notes															V					B				T							
<b>London Waterloo</b>	d	2053	2050	2112	2123	2120	2139	2142	2153	2150	2212	2223	2220	2239	2242	2253		2250	2312	2323	2335	2320		2348	0005		0009	0027	0105		
Vauxhall	d		2054			2124				2154		2224					2254				2324					0013	0031	0109			
Clapham Junction	d	2100u	2059	2119u		2129	2146u		2200u	2159	2219u	2230u	2229	2246u	2249u	2300u		2259	2319u	2330u	2342u	2329		2354u	0012u		0020	0037	0115		
Earlsfield	d		2102			2132				2202			2232				2302				2332					0023	0041s				
Wimbledon	d		2106			2136				2206			2236				2306				2336			0018u		0027	0045	0127s			
<b>Surbiton</b>	d	2111	2114	2130	2141	2144		2200	2211	2214	2230	2241	2244		2300	2311		2314	2338	2341		2344		0009		0035	0056s	0135s			
Esher	d		2118			2148				2218			2248				2318				2348					0039s					
Hersham	d		2121			2151				2221			2251				2321				2351					0042s					
Walton-on-Thames	d		2124	2137		2154		2207		2224	2237		2254		2307		2324	2345			2354		0016			0044s					
Weybridge	d		2127	2141		2157		2211		2227	2241		2257		2311		2327	2349			2357		0020			0048s					
Byfleet & New Haw	d		2130			2200				2230			2300				2330				2359	0006				0051s					
West Byfleet	d	2121	2133		2151	2203			2221	2233			2303			2321			2355		0003	0009				0054s	0107s				
<b>Woking</b>	a	2129	2138	2148	2159	2208		2218	2229	2237	2248	2259	2308		2318	2329		2338	2355	2359	0001	0008	0015	0027	0035		0058	0112	0148		
<b>Woking</b>	d	2130		2149	2200			2219	2230	2239	2249	2300			2319	2330			2357	0001	0003					0028	0037	0040	0100		0149
Worplesdon	a					2217k							2317k								0017k										
Guildford	a			2203k		2223k		2233k		2247	2303k		2323k				2351k				0024k							0107			
Brookwood	d	2136		2155	2206			2225	2236					2325	2335				0003	0007						0034		0045			
Ash Vale	d	2144			2214				2244				2314				2344			0015							0053	0108			
<b>Aldershot</b>	d	2150			2220				2250				2320				2350			0020						0058	0113s				
Farnham	a	2155			2225				2255				2325				2355			0025						0104	0119				
Farnham	d	2156			2226				2256				2326				2358			0026						0104					
Bentley	d	2202			2232				2302				2333				0004			0033						0110s					
<b>Alton</b>	a	2210			2239				2310				2340				0011			0040						0118					
Farnborough	d			2203			2213	2233			2303			2316	2333				0010		0014					0041			0158s		
Fleet	d			2208			2219	2238			2308			2321	2338				0016		0020					0047			0204s		
Winchfield	d			2214				2244			2314				2344				0021							0052s					
Hook	d			2218				2248			2318				2348				0026							0057s					
<b>Basingstoke</b>	a			2225			2231	2258			2325			2334	2355				0033		0033					0106	0055			0216	

Late night and weekend trains may be altered due to engineering works.  
Please check at [www.southwesternrailway.com](http://www.southwesternrailway.com) before travelling.

For guide to notes and symbols see end of timetable.

**SUNDAY**

## London Waterloo and Woking to Alton and Basingstoke (Suburban Services)

Notes				R		D		B		D		B		D		B		D		B		D													
<b>London Waterloo</b>	d			0710		0740		0807		0810		0840		0907		0910		0940		1007		1010		1040		1107		1110		1140		1207		1210	
Vauxhall	d			0714		0744		0814		0814		0844		0914		0914		0944		1014		1014		1044		1114		1114		1144		1214		1214	
Clapham Junction	d			0719		0749		0815		0819		0849		0915		0919		0949		1015		1019		1049		1116		1119		1149		1216		1219	
Earlsfield	d			0722		0752		0822		0822		0852		0922		0922		0952		1022		1022		1052		1122		1122		1152		1222		1222	
Wimbledon	d			0726		0756		0822		0826		0856		0922		0926		0956		1022		1026		1056		1122		1126		1156		1222		1226	
<b>Surbiton</b>	d			0735		0805		0830		0835		0905		0930		0935		1005		1030		1035		1105		1130		1135		1205		1230		1235	
Esher	d			0739		0809		0839		0839		0909		0939		0939		1009		1039		1039		1109		1139		1139		1209		1239		1239	
Hersham	d			0742		0812		0842		0842		0912		0942		0942		1012		1042		1042		1112		1142		1142		1212		1242		1242	
Walton-on-Thames	d			0745		0815		0845		0845		0915		0945		0945		1015		1045		1045		1115		1145		1145		1215		1245		1245	
Weybridge	d			0749		0819		0849		0849		0919		0949		0949		1019		1049		1049		1119		1149		1149		1219		1249		1249	
Byfleet & New Haw	d			0751	0802	0821		0851	0902	0921		0951	1002	1021		1051	1102	1121		1051	1102	1121		1151	1202	1221		1151	1202	1221		1251		1251	
West Byfleet	d			0754	0805	0824		0854	0905	0924		0954	1005	1024		1054	1105	1124		1054	1105	1124		1154	1205	1224		1154	1205	1224		1254		1254	
<b>Woking</b>	a			0759	0811	0829		0842	0859	0911	0929		0942	0959	1011	1029		1042	1059	1111	1129		1142	1159	1211	1229		1142	1159	1211	1229		1242	1259	1259
<b>Woking</b>	d	0746	0749	0805		0832	0846	0849	0902		0932	0946	0949	1002		1035	1046	1049	1105		1135	1146	1149	1205		1235	1246	1249	1305		1305		1305		
Worplesdon	a																																		
Guildford	a			0814		0840			0910		0940			1010		1044			1114		1144			1214		1244								1314	
Brookwood	d	0751	0755				0851	0855						0951	0955				1051	1055					1151	1155						1251	1255		
Ash Vale	d		0803					0903							1003					1103					1203								1303		
<b>Aldershot</b>	d		0808					0908							1008					1108					1208								1308		
Farnham	a		0813					0913							1013					1113					1213								1313		
Farnham	d		0814					0914							1014					1114					1214								1314		
Bentley	d		0824					0924							1024					1124					1224								1324		
<b>Alton</b>	a		0831					0931							1031					1131					1231								1331		
Farnborough	d	0759					0859							0959					1059						1159								1259		
Fleet	d	0804					0904							1004					1104						1204								1304		
Winchfield	d	0810					0910							1010					1110						1210								1310		
Hook	d	0814					0914							1014					1114						1214								1314		
<b>Basingstoke</b>	a	0821					0921							1021					1121						1221								1321		

Late night and weekend trains may be altered due to engineering works.  
Please check at [www.southwesternrailway.com](http://www.southwesternrailway.com) before travelling.

For guide to notes and symbols see end of timetable.

# SUNDAY

## London Waterloo and Woking to Alton and Basingstoke (Suburban Services)

Notes	B	D	B	D	B	D	B	D	B	D	B	D	D	B	D	B	D	D						
<b>London Waterloo</b>	d	1240	1307	1310	1340	1407	1410	1440	1507	1510	1550	1537	1540	1607	1610	1650	1637	1640						
Vauxhall	d	1244		1314	1344		1414	1444		1514			1544		1614		1637	1644						
Clapham Junction	d	1249	1315	1319	1349	1415	1419	1449	1515	1519	1558u	1546	1549	1616	1619	1658u	1646	1649						
Earlsfield	d	1252		1322	1352		1422	1452		1522			1552		1622		1637	1652						
Wimbledon	d	1256	1322	1326	1356	1422	1426	1456	1522	1526		1553	1556	1622	1626		1637	1656						
<b>Surbiton</b>	d	1305	1330	1335	1405	1430	1435	1505	1530	1535		1602	1605	1630	1635		1702	1705						
Esher	d	1309		1339	1409		1439	1509		1539			1609		1639			1709						
Hersham	d	1312		1342	1412		1442	1512		1542			1612		1642			1712						
Walton-on-Thames	d	1315		1345	1415		1445	1515		1545		1609	1615		1645		1709	1715						
Weybridge	d	1319		1349	1419		1449	1519		1549		1613	1619		1649		1713	1719						
Byfleet & New Haw	d	1302	1321	1351	1402	1421	1451	1502	1521	1551	1602		1621		1651	1702		1721						
West Byfleet	d	1305	1324	1354	1405	1424	1454	1505	1524	1554	1605		1624		1654	1705		1724						
<b>Woking</b>	a	1311	1329	1342	1359	1411	1429	1442	1459	1511	1529	1542	1559	1611	1619	1619	1629	1642	1659	1711	1719	1719	1729	
<b>Woking</b>	d	1335	1346	1349	1405	1435	1446	1449	1505	1535	1546	1549	1605	1621	1623	1626	1635	1646	1649	1705	1721	1723	1726	1735
Worplesdon	a																							
Guildford	a	1344			1414	1444			1514	1544			1614				1644			1714			1744	
Brookwood	d		1351	1355			1451	1455			1551	1555			1628	1632		1651	1655			1728	1732	
Ash Vale	d			1403				1503				1603				1641			1703				1741	
<b>Aldershot</b>	d			1408				1508				1608				1646			1708				1746	
Farnham	a			1413				1513				1613				1651			1713				1751	
Farnham	d			1414				1514				1614				1655			1714				1755	
Bentley	d			1424				1524				1624				1724			1724					
<b>Alton</b>	a			1431				1531				1631				1706			1731				1806	
Farnborough	d		1359				1459				1559			1632	1636			1659			1732	1736		
Fleet	d		1404				1504				1604				1642			1704				1742		
Winchfield	d		1410				1510				1610							1710						
Hook	d		1414				1514				1614							1714						
<b>Basingstoke</b>	a		1421				1521				1621			1646	1654			1721			1746	1754		

Late night and weekend trains may be altered due to engineering works.  
Please check at [www.southwesternrailway.com](http://www.southwesternrailway.com) before travelling.

For guide to notes and symbols see end of timetable.

# SUNDAY

## London Waterloo and Woking to Alton and Basingstoke (Suburban Services)

Notes	D		B	D	D	D		B	D	D		D		B	D		D		B								
<b>London Waterloo</b>	d	1707	1710		1750	1737	1740		1807	1810		1850	1837	1840	1907	1910		1950	1937	1940	2007	2010					
Vauxhall	d		1714				1744			1814			1844		1914			1950	1944	1944	2014						
Clapham Junction	d	1716	1719		1758u	1746	1749		1816	1819		1858u	1846	1849	1916	1919		1958u	1946	1949	2016	2019					
Earlsfield	d		1722				1752			1822			1852		1922				1952			2022					
Wimbledon	d	1722	1726			1753	1756		1822	1826			1853	1856	1922	1926			1953	1956	2022	2026					
<b>Surbiton</b>	d	1730	1735			1802	1805		1830	1835			1902	1905	1930	1935			2002	2005	2030	2035					
Esher	d		1739				1809			1839				1909		1939				2009		2039					
Hersham	d		1742				1812			1842				1912		1942				2012		2042					
Walton-on-Thames	d		1745			1809	1815			1845			1909	1915		1945			2009	2015		2045					
Weybridge	d		1749			1813	1819			1849			1913	1919		1949			2013	2019		2049					
Byfleet & New Haw	d		1751	1802			1821			1851	1902			1921		1951	2002			2021		2051					
West Byfleet	d		1754	1805			1824			1854	1905			1924		1954	2005			2024		2054					
<b>Woking</b>	a	1742	1759	1811	1819	1819	1829	1842	1859	1911	1919	1919	1929	1942	1959	2011	2019	2019	2029	2042	2059	2111					
<b>Woking</b>	d	1746	1749	1805	1821	1823	1826	1835	1846	1849	1905		1921	1923	1926	1935	1946	1949	2005		2021	2023	2026	2035	2046	2049	2105
Worplesdon	a			1814			1844			1914			1944		2014				2044				2114				
Brookwood	d	1751	1755			1828	1832		1851	1855			1928	1932		1951	1955			2028	2032		2051	2055			
Ash Vale	d		1803				1841			1903			1941		2003				2041			2103					
<b>Aldershot</b>	d		1808				1846			1908			1946		2008				2046			2108					
Farnham	a		1813				1851			1913			1951		2013				2051			2113					
Farnham	d		1814				1855			1914			1955		2014				2055			2114					
Bentley	d		1824				1906			1924			2006		2024				2108			2124					
<b>Alton</b>	a		1831				1906			1931			2006		2031				2108			2131					
Farnborough	d	1759			1832	1836			1859			1932	1936		1959			2032	2036			2059					
Fleet	d	1804			1842				1904				1942		2004				2042			2104					
Winchfield	d	1810							1910						2010							2110					
Hook	d	1814							1914						2014							2114					
<b>Basingstoke</b>	a	1821			1846	1854			1921			1946	1954		2021			2046	2054			2121					

Late night and weekend trains may be altered due to engineering works.  
Please check at [www.southwesternrailway.com](http://www.southwesternrailway.com) before travelling.

For guide to notes and symbols see end of timetable.

**SUNDAY**

## London Waterloo and Woking to Alton and Basingstoke (Suburban Services)

Notes	D	D	D	D	B	D	D	D	B	T	D	D	D	D	D	B	D	D							
<b>London Waterloo</b>	d	2050	2037	2040	2107	2110	2150	2137	2140	2207	2210	2250	2237	2240	2307	2310	2335	2340	0105						
Vauxhall	d			2044	2114	2114			2144	2214	2214			2244	2314	2314		2344	0109						
Clapham Junction	d	2058u	2046	2049	2116	2119	2158u	2146	2149	2216	2219	2258u	2246	2249	2316	2319	2344u	2349	0115						
Earlsfield	d			2052	2122	2122			2152	2222	2222			2252	2322	2322		2352							
Wimbledon	d		2053	2056	2122	2126		2153	2156	2222	2226		2253	2256	2322	2326		2356	0127s						
<b>Surbiton</b>	d		2102	2105	2130	2135		2202	2205	2230	2235		2302	2305	2330	2335		0005	0135s						
Esher	d			2109		2139			2209		2239			2309		2339		0009							
Hersham	d			2112		2142			2212		2242			2312		2342		0012							
Walton-on-Thames	d		2109	2115	2145			2209	2215	2245			2309	2315		2345		0015							
Weybridge	d		2113	2119	2149			2213	2219	2249			2313	2319		2349		0018							
Byfleet & New Haw	d			2121	2151	2202			2221		2251	2302		2321		2351	0002	0021							
West Byfleet	d			2124	2154	2205			2224		2254	2305		2324		2354	0005	0024							
<b>Woking</b>	a	2119	2119	2129	2142	2159	2211	2219	2229	2242	2259	2311	2319	2319	2329	2342	2359	0007	0011	0030	0148				
<b>Woking</b>	d	2121	2123	2126	2135	2146	2149	2205	2221	2223	2226	2235	2246	2249	2305	2321	2323	2326	2335	2346	2349	0005	0008	0033	0149
Worplesdon	a																								
Guildford	a			2144		2214				2244					2313			2345				0013		0126k	
Brookwood	d		2128	2132		2151	2155			2228	2232		2251	2255			2328	2332		2351	2355			0039	
Ash Vale	d			2141		2203					2241			2303			2336		2341		0003			0047	
<b>Aldershot</b>	d			2146		2208					2246			2308			2342		2349		0008			0052	
Farnham	a			2151		2213					2251			2313			2347		2354		0013			0057	
Farnham	d			2155		2214					2255			2314					2355		0014				
Bentley	d			2224		2231					2324			2331					0006		0024				
<b>Alton</b>	a			2206		2231					2306			2331					0006		0031				
Farnborough	d	2132	2136			2159				2232	2236			2259			2332	2336		2359			0018		0158s
Fleet	d		2142			2204					2242			2304				2342		0004			0024		0204s
Winchfield	d					2210								2310					0010						
Hook	d					2214								2314					0014						
<b>Basingstoke</b>	a	2146	2154			2221				2246	2254			2322			2346	2354		0021			0039		0216

Late night and weekend trains may be altered due to engineering works.  
Please check at [www.southwesternrailway.com](http://www.southwesternrailway.com) before travelling.

For guide to notes and symbols see end of timetable.



## GUIDE TO NOTES AND SYMBOLS

**MX** Runs Tuesday to Friday morning only.

**SO** Runs Saturday morning only.

**SX** Does **not run** Saturday morning.

**I** 1st Class accommodation available.

★ **Passengers travelling with cycles may not join or leave services at stations with train times shown in blue.**

a Arrival time.

c Change at Clapham Junction.

d Departure time.

e Arrives 3 minutes earlier until 7 October.

g Arrives 1010 until 7 October.

h Arrives 2110 until 6 October.

k Change at Woking.

r Change at Surbiton.

s Stops to let passengers leave train only.

u Stops to let passengers join train only.

v Change at Raynes Park.

↳ Continued in later column.

← Continued from earlier column.

∩ Train attaches to another.

∪ Train divides.

All services in this timetable are operated by South Western Railway.

**B** To or from London Waterloo via Staines (see pocket timetable 16).

**C** To Guildford (see pocket timetable 12).

**D** Train divides at Woking - Front portion continues to Basingstoke. Rear portion continues to Alton.

**R** From Staines (see pocket timetable 16).

**T** From Ascot (see pocket timetable 12).


**U** To or from London Waterloo via Ascot (see pocket timetable 12).

**V** From Guildford (see pocket timetable 12).

 Interchange for Mid-Hants Steam Railway. Visit [watercressline.co.uk](http://watercressline.co.uk)

 Car Park.

 Interchange for Tramlink service to Croydon.

 Interchange for London Underground. Visit [tfl.gov.uk](http://tfl.gov.uk) for details.

← Woking - Railair coach link between Woking station and Heathrow Airport. Visit [nationalexpress.com](http://nationalexpress.com) for details.

† Station is **closed** on Sunday.

⑥ Minimum connection time where different from the standard five minutes.

#6 Number of timetable which shows faster services between this station, Clapham Junction and London Waterloo.

### Cycles on trains - Monday to Friday

At peak times the following restrictions apply in the area bounded by Reading, Hook, Alton, Guildford and Dorking.

Passengers travelling with cycles may not join or leave from services timed to arrive in London Waterloo between 0715 and 1000 inclusive and departing London Waterloo between 1645 and 1900.

### Times in green

Train times shown in green will vary during the period of this timetable.

Please check the notes against these times for details of these alterations.

## STATION INFORMATION

See notes for explanation of symbols.

Basingstoke			#60
Hook			
Winchfield			
Fleet			
Farnborough			
Alton			
Bentley			
Farnham			
Aldershot		④	
Ash Vale			
Brookwood		③	
Guildford			#6
Worplesdon		†	
Woking		←	#6
West Byfleet			
Byfleet & New Haw			
Weybridge			
Walton-on-Thames			
Hersham			
Esher			
Surbiton		⑥	
Wimbledon		 	⑥
Earlsfield			
Clapham Junction		⑩	
Vauxhall			
London Waterloo		⑮	



## Visit us at [southwesternrailway.com](https://southwesternrailway.com)

- Buying tickets online
- Plan your journey
- Special offers and days out
- Train times
- Live train information
- Latest news



## Free Travel Alerts [southwesternrailway.com/alerts](https://southwesternrailway.com/alerts)

Keeping our registered customers up-to-date with their service running information, delays and alterations.



## Twitter Customer Service [@SW\\_Railway](https://twitter.com/SW_Railway) [@SW\\_Help](https://twitter.com/SW_Help)

Follow South Western Railway on Twitter and be the first to know what's happening on our network.



## [Facebook.com/SWRailway](https://facebook.com/SWRailway)

Providing South Western Railway network information and details of our latest offers.



## Customer Service Centre **0345 6000 650**

Our UK based team are available 7 days a week from 6am to 10pm for:

- Ticket sales by credit or debit card
- Comments and suggestions



## Assisted Travel **0800 5282 100** **Textphone 0800 6920 792**

A freephone service open 6am - 10pm for older and disabled passengers. We recommend booking assistance at **24 hours in advance**.



## National Rail Enquiries **03457 48 49 50**

Train times, fares and rail information.

First MTR South Western Trains Limited (trading as South Western Railway) accepts no liability for any inaccuracy in the information contained in this timetable which is subject to alteration.

First MTR South Western Trains Limited. Registered in England and Wales 07900320. Registered office: 50 Eastbourne Terrace, Paddington, London, W2 6LG. A FirstGroup and MTR company.

PTT10 0817

# South Western Railway



Please Recycle