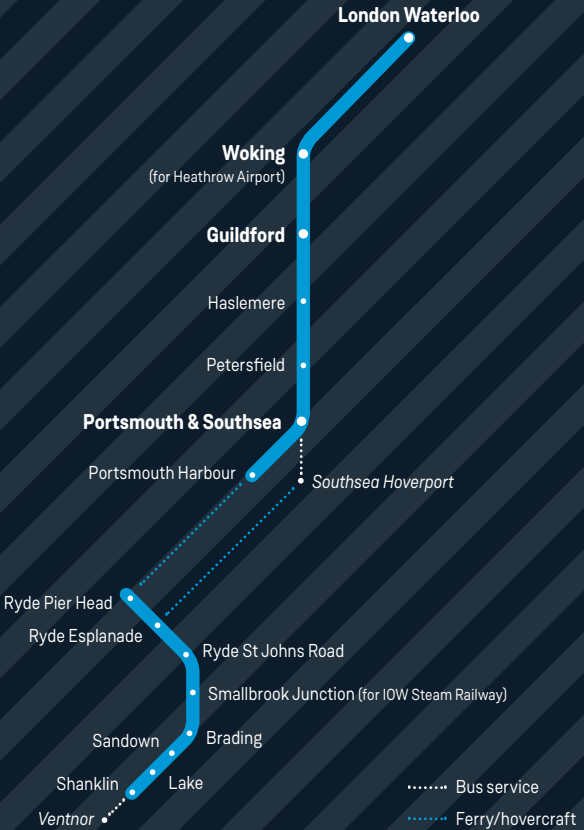


24

ISLAND LINE Isle of Wight to London Waterloo



TRAIN TIMES

29 August to 9 December
2017

Hello and welcome to the Autumn 2017 Island Line timetable.

We are delighted to be your new train operator and we're already working on improvements for you – visit the new look website at southwesternrailway.com and follow us on Twitter @SW_Railway & @SW_Help for the latest information.



As well as providing our staff with the right training and tools for their jobs in order to deliver the best possible customer experience, we'll also be investing over £1.2 billion in station improvements, new trains and train refurbishment and new ticket options to save you time and money. We'll significantly increase capacity by introducing new trains and running longer trains, meaning 52,000 more seats a day across peak times at London Waterloo by December 2020. Look out for updates on all of this.

We're committed to giving you better trains, better service and a better travel experience and thank you for coming on this journey with us.

Andy Mellors

Managing Director
South Western Railway

Isle of Wight Community Rail Partnership

The Isle of Wight Community Rail Partnership was set up in 2005 with the aim to create a sustainable future for rail on the Island. The CRP has successfully delivered numerous projects to the benefit of the railway, its users and the community. Partners include Island Line Trains, Wightlink, Hovertravel, Isle of Wight Chamber of Commerce, Isle of Wight Steam Railway and Southern Vectis.

If you would like more details please visit

isleofwightcrp.co.uk or contact:

Isle of Wight Community Rail Partnership,

St Johns Road Station, Ryde, Isle of Wight, PO33 2BA.

Email: **info@isleofwightcrp.co.uk**

Isle of Wight Bus & Rail Users Group

The group is a forum for bus and rail users on the Isle of Wight and those responsible for providing services. Details of locations for the meetings and any further information can be found by contacting:

Hon. Secretary. Email: **iwbususers@gmail.com**

Public enquiries can be made and topics raised at these monthly meetings.

Visit **iwbususers.btck.co.uk**

TALK TO US

If things are getting to you.

Talk to us any time you like, in your own way – about whatever's getting to you.



116 123

FREE

This number is **FREE** to call



jo@samaritans.org



samaritans.org

SAMARITANS

Connections

BY TRAIN

South Western Railway

Provides fast, frequent trains from London Waterloo to Portsmouth. For further details visit [southwesternrailway.com](https://www.southwesternrailway.com)

Southern

Provides coastal services from Brighton, Chichester and West Sussex stations. London Victoria to Portsmouth via East Croydon and Gatwick Airport. For further details visit [southernrailway.com](https://www.southernrailway.com)

Great Western Railway

Provides frequent services from Cardiff, Bristol, Salisbury and Southampton to Portsmouth Harbour. For further details visit [GWR.com](https://www.gwr.com)

BY HOVERCRAFT

Hovertravel

Provides a fast and friendly service to the Isle of Wight. A 10 minute crossing between Southsea (Clarence Pier) and Ryde Esplanade with connections to Island Line trains.

For further details please telephone **01983 717717** or visit [hovertravel.co.uk](https://www.hovertravel.co.uk)

BY FERRY

Wightlink

Provides a fast, comfortable service between Portsmouth Harbour and Ryde Pier Head. This crossing, which takes approximately 22 minutes, connects with the station at each end of the service.

Please telephone **0333 999 7333** or visit [wightlink.co.uk](https://www.wightlink.co.uk)

Connections

BY BUS

Southern Vectis

Provides bus services across the island.

Please telephone **01983 827 000** or visit **islandbuses.info**

Shanklin to Ventnor Rail/Bus Link

The joint initiative between Island Line and Southern Vectis at Shanklin has now been going for several years. This arrangement involves the station being served by Southern Vectis service 3. Buses will depart from the station front providing direct links, seven days a week, for rail passengers to Ventnor, Wroxall and Whiteley Bank to and from Shanklin Station.

Special 'Rail-link' fares are available to passengers making a through journey using both Southern Vectis and Island Line Trains. The tickets can be bought at the station or on the bus.

For further details please telephone **01983 827 000** or visit **islandbuses.info/timetables/3**

First Bus Services

First Bus in Portsmouth, Fareham and Gosport operate nearly 40 routes on the mainland. Please telephone 0345 602 0121 or visit firstgroup.com for further information.

Stagecoach Bus Services

Stagecoach bus services include Coastliner 700, which operates at Portsmouth Harbour and Bognor Regis calling at Havant, Emsworth and Chichester.. Please telephone **0871 200 2233** (call charges apply) or visit **stagecoachbus.com** to download a timetable.

Passenger Information

National Rail Enquiries

For full details of train services and fares please telephone **03457 48 49 50**.

This is a local call rate service available 24 hours a day.

Public holidays

Services are subject to alteration during public holidays and passengers are advised to check train times before travelling.

Connections

Please note that connections cannot be guaranteed. Rail and ferry services may not be held in the event of late running.

Cycles on Island Line

A maximum of four cycles may be carried at no charge in the 'Shanklin end' of all trains. Island Line reserves the right to restrict the carriage of bicycles on any trains when the safety and comfort of passengers or the punctuality of the train may be jeopardised. Implementation of this restriction will be at the guard's discretion.

Please note that tandems and cycles with attachments cannot be carried.

No smoking policy

For the comfort of all our customers, smoking and the use of e-cigarettes is not permitted on any part of our trains or stations. You can smoke outside the station entrance or in our car parks.

Fares and Discounts

Children's fares

Children aged 15 years and under travel for half the adult price and under 5's travel free on all services.

Season Tickets

For regular passengers a Season Ticket offers reductions on the cost of buying return tickets every day. For information on the savings a Weekly, Monthly or Annual Season Ticket can offer you, please enquire at Ryde Esplanade or Shanklin ticket offices, or ask the guard on the train. A photocard is required for all Season Tickets.




Island Line Residents Card

Save 40% on Island Line Single and Day Return Fares with an Island Line Residents Card. Savings available after 9am Monday to Friday and all day weekends and public holidays. Residents Cards cost **£5** for the individual card or **£7.50** for the Family Card.

To apply for your discount card complete an application form and take it together with a recent photograph of yourself and proof of residence, for example council tax notice or driving licence to either Ryde Esplanade or Shanklin ticket office.

All National Railcards are accepted for reduced rate travel on Hovertravel and Wightlink services when part of a rail journey.

MONDAY TO FRIDAY
Isle of Wight - Portsmouth - London Waterloo

Notes	★		★		★	★														★								
Ventnor (Bus Link)  d					0600	0655	0715	0748		0844		0944		1044		1144		1244		1344		1444		1544		1644		1744
Shanklin d				0618	0638	0718	0738	0818	0838	0918	0938	1018	1038	1118	1138	1218	1238	1318	1338	1418	1438	1518	1538	1618	1638	1718	1738	1818
Lake d				0621	0641	0721	0741	0821	0841	0921	0941	1021	1041	1121	1141	1221	1241	1321	1341	1421	1441	1521	1541	1621	1641	1721	1741	1821
Sandown d				0624	0644	0724	0744	0824	0844	0924	0944	1024	1044	1124	1144	1224	1244	1324	1344	1424	1444	1524	1544	1624	1644	1724	1744	1824
Brading d				0628	0648	0728	0748	0828	0848	0928	0948	1028	1048	1128	1148	1228	1248	1328	1348	1428	1448	1528	1548	1628	1648	1728	1748	1828
Smallbrook Junction d																												
Ryde St Johns Road d	0535	0556		0635	0655	0735	0755	0835	0855	0935	0955	1035	1055	1135	1155	1235	1255	1335	1355	1435	1455	1535	1555	1635	1655	1735	1755	1835
Ryde Esplanade d	0540	0600		0640	0700	0740	0800	0840	0900	0940	1000	1040	1100	1140	1200	1240	1300	1340	1400	1440	1500	1540	1600	1640	1700	1740	1800	1840
Ryde Pier Head a	0542	0602		0642	0702	0742	0802	0842	0902	0942	1002	1042	1102	1142	1202	1242	1302	1342	1402	1442	1502	1542	1602	1642	1702	1742	1802	1842
Ryde Pier Head  d	0547			0647	0710	0747	0810	0847	0910	0947		1047		1147		1247		1347		1447		1547		1647	1710	1747	1810	1847
Portsmouth Harbour  a	0609			0709	0732	0809	0832	0909	0932	1009		1109		1209		1309		1409		1509		1609		1709	1732	1809	1832	1909
Portsmouth Harbour d	0615		0713	0729	0745	0815	0845	0915	0945	1015		1115		1215		1315		1415		1515		1615		1715	1745	1815	1845	1915
Petersfield a	0647		0745	0808	0817	0847	0917	0947	1017	1047		1147		1247		1347		1447		1547		1647		1747	1817	1847	1917	1947
Haslemere a	0701		0759	0827	0830	0901	0931	1000	1031	1100		1200		1300		1400		1500		1600		1700		1801	1831	1900	1931	2001
Guildford a	0715		0813		0847	0915	0945	1015	1046	1115		1215		1315		1415		1515		1615		1715		1815	1854	1919	1945	2015
Woking a	0725		0826		0911e	0927	0959	1025	1057	1125		1225		1325		1425		1525		1625		1725		1844r	1903	1929	1957	2025
London Waterloo a	0754		0855		0931	0955	1027	1054	1124	1151		1251		1351		1453		1551		1651		1754		1859	1929	1959	2024	2050

Wightlink catamaran times are correct at time of publication but subject to alteration. A revised service operates on public holidays. Check before travelling.

Please visit wightlink.co.uk or call 0333 999 7333 (calls charged at local rate).

Connections between ferries and trains are not guaranteed. Where possible, customers are advised to allow at least 10 minutes to change.

For Hovertravel connections please visit hovertravel.co.uk

MONDAY TO FRIDAY

Isle of Wight - Portsmouth - London Waterloo

Notes																												
Ventnor (Bus Link) 🚏 d	1814	1844	1909	1939	2009	2039	2214																					
Shanklin d	1838	1918	1938	2018	2038	2118	2238																					
Lake d	1841	1921	1941	2021	2041	2121	2241																					
Sandown d	1844	1924	1944	2024	2044	2124	2244																					
Brading d	1848	1928	1948	2028	2048	2128	2248																					
Smallbrook Junction d																												
Ryde St Johns Road d	1855	1935	1955	2034	2054a	2134	2254																					
Ryde Esplanade d	1900	1940	2000	2038		2138	2258																					
Ryde Pier Head a	1902	1942	2002	2041		2141	2300																					
Ryde Pier Head 🚢 d	1915	1947		2047		2147	2310																					
Portsmouth Harbour 🚢 a	1937	2009		2109		2209	2332																					
Portsmouth Harbour d	1945	2015		2119		2219																						
Petersfield a	2017	2047		2156		2256																						
Haslemere a	2031	2101		2214		2314																						
Guildford a	2045	2116		2237		2337																						
Woking a	2058	2125		2249		2349																						
London Waterloo a	2129	2150		2319		0033																						

Wightlink catamaran times are correct at time of publication but subject to alteration. A revised service operates on public holidays. Check before travelling.




Please visit wightlink.co.uk or call 0333 999 7333 (calls charged at local rate).

Connections between ferries and trains are not guaranteed. Where possible, customers are advised to allow at least 10 minutes to change.

For Hovertravel connections please visit hovertravel.co.uk

SATURDAY

Isle of Wight - Portsmouth - London Waterloo

Notes			I		I		I		I	I	I	I	I	I	I	I	I	I	I	I	I		I					
Ventnor (Bus Link)  d			0600	0655		0748	0813	0844		0944		1044		1144		1244		1344		1444		1544		1644		1744	1814	
Shanklin d			0618	0638	0718	0738	0818	0838	0918	0938	1018	1118	1138	1218	1318	1338	1418	1438	1518	1538	1618	1638	1718	1738	1818	1838	1838	
Lake d			0621	0641	0721	0741	0821	0841	0921	0941	1021	1041	1121	1141	1221	1241	1321	1341	1421	1441	1521	1541	1621	1641	1721	1741	1821	1841
Sandown d			0624	0644	0724	0744	0824	0844	0924	0944	1024	1044	1124	1144	1224	1244	1324	1344	1424	1444	1524	1544	1624	1644	1724	1744	1824	1844
Brading d			0628	0648	0728	0748	0828	0848	0928	0948	1028	1048	1128	1148	1228	1248	1328	1348	1428	1448	1528	1548	1628	1648	1728	1748	1828	1848
Smallbrook Junction d																												
Ryde St Johns Road d	0535	0556	0635	0655	0735	0755	0835	0855	0935	0955	1035	1055	1135	1155	1235	1255	1335	1355	1435	1455	1535	1555	1635	1655	1735	1755	1835	1855
Ryde Esplanade d	0540	0600	0640	0700	0740	0800	0840	0900	0940	1000	1040	1100	1140	1200	1240	1300	1340	1400	1440	1500	1540	1600	1640	1700	1740	1800	1840	1900
Ryde Pier Head a	0542	0602	0642	0702	0742	0802	0842	0902	0942	1002	1042	1102	1142	1202	1242	1302	1342	1402	1442	1502	1542	1602	1642	1702	1742	1802	1842	1902
Ryde Pier Head  d			0647		0747		0847		0947	1010E	1047	1110E	1147	1210E	1247	1310E	1347	1410E	1447	1510E	1547	1610E	1647	1710E	1747	1810E	1847	
Portsmouth Harbour  a			0709		0809		0909		1009	1032E	1109	1132E	1209	1232E	1309	1332E	1409	1432E	1509	1532E	1609	1632E	1709	1732E	1809	1832E	1909	
Portsmouth Harbour d			0715		0815		0915		1015	1045	1115	1145	1215	1245	1315	1345	1415	1445	1515	1545	1615	1645	1719	1745	1815	1845	1915	
Petersfield a			0748		0847		0947		1047	1117	1147	1217	1247	1317	1347	1417	1447	1517	1547	1617	1647	1717	1756	1817	1847	1917	1947	
Haslemere a			0801		0900		1000		1100	1131	1200	1231	1300	1331	1400	1431	1500	1531	1600	1631	1700	1731	1815	1831	1900	1931	2000	
Guildford a			0815		0915		1015		1115	1145	1215	1245	1315	1345	1415	1445	1515	1545	1615	1645	1715	1745	1833	1845	1915	1945	2015	
Woking a			0826		0925		1025		1125	1157	1225	1257	1325	1357	1425	1457	1525	1557	1625	1657	1725	1757	1844	1857	1925	1957	2025	
London Waterloo a			0851		0951		1051		1151	1227	1257	1327	1357	1427	1457	1527	1557	1623	1651	1723	1751	1823	1913	1923	1951	2023	2050	

Wightlink catamaran times are correct at time of publication but subject to alteration. A revised service operates on public holidays. Check before travelling.




Please visit wightlink.co.uk or call 0333 999 7333 (calls charged at local rate).

Connections between ferries and trains are not guaranteed. Where possible, customers are advised to allow at least 10 minutes to change.

For Hovertravel connections please visit hovertravel.co.uk

SATURDAY

Isle of Wight - Portsmouth - London Waterloo




Notes																										
Ventnor (Bus Link) 	d	1844	1909	1939	2009	2039	2214																			
Shanklin	d	1918	1938	2018	2038	2118	2238																			
Lake	d	1921	1941	2021	2041	2121	2241																			
Sandown	d	1924	1944	2024	2044	2124	2244																			
Brading	d	1928	1948	2028	2048	2128	2248																			
Smallbrook Junction	d																									
Ryde St Johns Road	d	1935	1955	2034	2054a	2134	2254																			
Ryde Esplanade	d	1940	2000	2038		2138	2258																			
Ryde Pier Head	a	1942	2002	2041		2141	2300																			
Ryde Pier Head 	d	1947		2047		2147	2310																			
Portsmouth Harbour 	a	2009		2109		2209	2332																			
Portsmouth Harbour	d	2015		2119		2219																				
Petersfield	a	2047		2156		2256																				
Haslemere	a	2100		2214		2314																				
Guildford	a	2115		2237		2337																				
Woking	a	2125		2249		2349																				
London Waterloo	a	2152		2318		0032																				

Wightlink catamaran times are correct at time of publication but subject to alteration. A revised service operates on public holidays. Check before travelling.
Please visit wightlink.co.uk or call 0333 999 7333 (calls charged at local rate).
Connections between ferries and trains are not guaranteed. Where possible, customers are advised to allow at least 10 minutes to change.

For Hovertravel connections please visit hovertravel.co.uk

SUNDAY

Isle of Wight - Portsmouth - London Waterloo

Notes			I	A	I	A	I	A	I	A	I	A	B	I		I		I		I			A	B		A		
Ventnor (Bus Link)  d		0648		0813	0848		0944		1044		1144			1244		1344		1444		1544		1644		1744	1814	1814	1844	1909
Shanklin d		0718	0818	0838	0918	0938	1018	1038	1118	1138	1218	1238		1318	1338	1418	1438	1518	1538	1618	1638	1718	1738	1818	1838	1838	1918	1938
Lake d		0721	0821	0841	0921	0941	1021	1041	1121	1141	1221	1241		1321	1341	1421	1441	1521	1541	1621	1641	1721	1741	1821	1841	1841	1921	1941
Sandown d		0724	0824	0844	0924	0944	1024	1044	1124	1144	1224	1244		1324	1344	1424	1444	1524	1544	1624	1644	1724	1744	1824	1844	1844	1924	1944
Brading d		0728	0828	0848	0928	0948	1028	1048	1128	1148	1228	1248		1328	1348	1428	1448	1528	1548	1628	1648	1728	1748	1828	1848	1848	1928	1948
Smallbrook Junction d								1053b		1153b	1233b	1253b		1333b		1453b	1533b	1553b	1633b									
Ryde St Johns Road d	0635	0735	0835	0855	0935	0955	1035	1055	1135	1155	1235	1255	1255	1335	1355	1435	1455	1535	1555	1635	1655	1735	1755	1835	1855	1855a	1935	1955
Ryde Esplanade d	0640	0740	0840	0900	0940	1000	1040	1100	1140	1200	1240	1300	1300	1340	1400	1440	1500	1540	1600	1640	1700	1740	1800	1840	1900		1940	2000
Ryde Pier Head a	0642	0742	0842	0902	0942	1002	1042	1102	1142	1202	1242	1302	1302	1342	1402	1442	1502	1542	1602	1642	1702	1742	1802	1842	1902		1942	2002
Ryde Pier Head  d		0747	0847		0947		1047		1147		1247			1347		1447		1547		1647		1747		1847			1947	
Portsmouth Harbour  a		0809	0909		1009		1109		1209		1309			1409		1509		1609		1709		1809		1909			2009	
Portsmouth Harbour d		0829c	0932		1032		1132		1232		1332			1432		1532		1632		1732	1748	1832	1848	1932			2032	
Petersfield a		0901c	1003		1103		1203		1303		1403			1503		1603		1703		1803	1823	1903	1923	2003			2103	
Haslemere a		0914c	1016		1116		1216		1316		1416			1516		1616		1716		1816	1841	1916	1941	2016			2116	
Guildford a		0931	1031		1131		1231		1331		1431			1531		1631		1731		1831	1904	1931	2004	2031			2131	
Woking a		0942	1042		1142		1242		1342		1442			1542		1642		1742		1842	1913	1942	2013	2042			2142	
London Waterloo a		1014	1114		1214		1314		1414		1514			1614		1714		1814		1914	1944	2014	2044	2114			2214	

Wightlink catamaran times are correct at time of publication but subject to alteration. A revised service operates on public holidays. Check before travelling.

Please visit wightlink.co.uk or call 0333 999 7333 (calls charged at local rate).

Connections between ferries and trains are not guaranteed. Where possible, customers are advised to allow at least 10 minutes to change.

For Hovertravel connections please visit hovertravel.co.uk

SUNDAY

Isle of Wight - Portsmouth - London Waterloo

Notes																						
Ventnor (Bus Link) 🚌	d	1939	2039	2214																		
Shanklin	d	2018	2118	2238																		
Lake	d	2021	2121	2241																		
Sandown	d	2024	2124	2244																		
Brading	d	2028	2128	2248																		
Smallbrook Junction	d																					
Ryde St Johns Road	d	2034	2134	2254																		
Ryde Esplanade	d	2038	2138	2258																		
Ryde Pier Head	a	2041	2141	2300																		
Ryde Pier Head 🚤	d	2047	2147	2310																		
Portsmouth Harbour 🚤	a	2109	2209	2332																		
Portsmouth Harbour	d	2132	2232																			
Petersfield	a	2203	2303																			
Haslemere	a	2216	2316																			
Guildford	a	2231	2331																			
Woking	a	2242	2342																			
London Waterloo	a	2314	0014																			

Wightlink catamaran times are correct at time of publication but subject to alteration. A revised service operates on public holidays. Check before travelling.

Please visit wightlink.co.uk or call 0333 999 7333 (calls charged at local rate).

Connections between ferries and trains are not guaranteed. Where possible, customers are advised to allow at least 10 minutes to change.

For Hovertravel connections please visit hovertravel.co.uk

MONDAY TO FRIDAY
London Waterloo - Portsmouth - Isle of Wight

Notes					★				⌈		⌈		⌈		⌈		⌈		⌈		⌈	⌈	⌈		⌈	⌈	★		
London Waterloo	d					0500	0520	0615	0730		0830		0930		1030		1130		1230		1330		1430	1500	1530		1630	1700	
Woking	d					0553	0611	0643	0755		0855		0955		1055		1155		1255		1355		1455	1525	1555		1655	1725	
Guildford	d				0509	0604	0630	0655	0804		0907		1004		1104		1204		1304		1404		1504	1534	1604		1704	1737	
Haslemere	d				0524	0628	0655	0720	0825		0925		1023		1121		1221		1321		1421		1521	1549	1624	1629	1724	1754	
Petersfield	d				0545	0645	0711	0736	0836		0936		1034		1132		1232		1332		1432		1532	1600	1635	1645	1735	1805	
Portsmouth Harbour	a				0620	0720	0751	0812	0907		1008		1107		1207		1307		1407		1507		1607	1633	1707	1727	1809	1839	
Portsmouth Harbour	d	0515		0615	0640	0715	0740	0815	0840	0915		1015		1115		1215		1315		1415		1515		1615	1640	1715	1740	1815	1845
Ryde Pier Head	a	0537		0637	0702	0737	0802	0837	0902	0937		1037		1137		1237		1337		1437		1537		1637	1702	1737	1802	1837	1907
Ryde Pier Head	d	0549	0607	0649	0707	0749	0807	0849	0907	0949	1007	1049	1107	1149	1207	1249	1307	1349	1407	1449	1507	1549	1607	1649	1707	1749	1807	1849	1907z
Ryde Esplanade	d	0551	0609	0652	0709	0752	0809	0852	0909	0952	1009	1052	1109	1152	1209	1252	1309	1352	1409	1452	1509	1552	1609	1652	1709	1752	1809	1852	1909
Ryde St Johns Road	d	0555	0613	0655	0713	0755	0813	0855	0913	0955	1013	1055	1113	1155	1213	1255	1313	1355	1413	1455	1513	1555	1613	1655	1713	1755	1813	1855	1913
Smallbrook Junction	d											1058b		1158b	1215b	1258b	1315b			1458b	1515b	1558b	1615b						
Brading	d	0602	0620	0703	0720	0803	0820	0903	0920	1003	1020	1103	1120	1203	1220	1303	1320	1403	1420	1503	1520	1603	1620	1703	1720	1803	1820	1903	1920
Sandown	d	0607	0625	0707	0725	0807	0825	0907	0925	1007	1025	1107	1125	1207	1225	1307	1325	1407	1425	1507	1525	1607	1625	1707	1725	1807	1825	1907	1925
Lake	d	0609	0627	0710	0727	0810	0827	0910	0927	1010	1027	1110	1127	1210	1227	1310	1327	1410	1427	1510	1527	1610	1627	1710	1727	1810	1827	1910	1927
Shanklin	a	0612	0630	0713	0730	0813	0830	0913	0930	1013	1030	1113	1130	1213	1230	1313	1330	1413	1430	1513	1530	1613	1630	1713	1730	1813	1830	1913	1930
Ventnor (Bus Link)	a	0650			0805	0848	0923	0953	1023	1058	1128	1158	1228	1258	1328	1358	1428	1458	1528	1558	1628	1658	1728	1758	1826	1853	1923	1945	2010

Wightlink catamaran times are correct at time of publication but subject to alteration. A revised service operates on public holidays. Check before travelling.

Please visit wightlink.co.uk or call 0333 999 7333 (calls charged at local rate).

Connections between ferries and trains are not guaranteed. Where possible, customers are advised to allow at least 10 minutes to change.

For Hovertravel connections please visit hovertravel.co.uk

MONDAY TO FRIDAY
London Waterloo - Portsmouth - Isle of Wight

		† ★		† ★	†	†																															
	Notes																																				
	London Waterloo	d	1730		1830	1930	2100																														
	Woking	d	1756		1858	1955	2125																														
	Guildford	d	1808		1908	2004	2134																														
	Haslemere	d	1826		1926	2023	2155																														
	Petersfield	d	1837		1937	2034	2206																														
	Portsmouth Harbour	a	1910		2010	2106	2237																														
	Portsmouth Harbour	d	1920		2020	2120	2245																														
	Ryde Pier Head	a	1942		2042	2142	2307																														
	Ryde Pier Head	d	1949	2007	2049	2149	2315																														
	Ryde Esplanade	d	1952	2009	2051	2151	2317																														
	Ryde St Johns Road	d	1955	2013	2055	2155	2320a																														
	Smallbrook Junction	d																																			
	Brading	d	2003	2020	2101	2201																															
	Sandown	d	2007	2025	2105	2205																															
	Lake	d	2010	2027	2108	2208																															
	Shanklin	a	2013	2030	2111	2211																															
	Ventnor (Bus Link)	a	2038	2108	2138	2235																															

Wightlink catamaran times are correct at time of publication but subject to alteration. A revised service operates on public holidays. Check before travelling.

Please visit wightlink.co.uk or call 0333 999 7333 (calls charged at local rate).

Connections between ferries and trains are not guaranteed. Where possible, customers are advised to allow at least 10 minutes to change.

For Hovertravel connections please visit hovertravel.co.uk

SATURDAY

London Waterloo - Portsmouth - Isle of Wight

Notes												I	I	I	I	I	I	I	I	I	I	I	I	I	I	I	I	I	I	I	
London Waterloo	d							0520		0730	0800	0830	0900	0930	1000	1030	1100	1130	1200	1230	1300	1330	1400	1430	1500	1530	1600	1630			
Woking	d							0613		0755	0825	0855	0925	0955	1025	1055	1125	1155	1225	1255	1325	1355	1425	1455	1525	1555	1625	1655			
Guildford	d					0515		0625		0804	0834	0904	0934	1004	1034	1104	1134	1204	1234	1304	1334	1404	1434	1504	1534	1604	1634	1704			
Haslemere	d					0530		0645		0821	0849	0921	0949	1021	1049	1121	1149	1221	1249	1321	1349	1421	1449	1521	1549	1621	1649	1721			
Petersfield	d					0546		0701		0832	0900	0932	1000	1032	1100	1132	1200	1232	1300	1332	1400	1432	1500	1532	1600	1632	1700	1732			
Portsmouth Harbour	a					0622		0740		0907	0933	1007	1033	1107	1133	1207	1233	1307	1333	1407	1433	1507	1533	1607	1633	1707	1733	1807			
Portsmouth Harbour	d			0615		0715		0815		0915	0940E	1015	1040E	1115	1140E	1215	1240E	1315	1340E	1415	1440E	1515	1540E	1615	1640E	1715	1740E	1815			
Ryde Pier Head	a			0637		0737		0837		0937	1002E	1037	1102E	1137	1202E	1237	1302E	1337	1402E	1437	1502E	1537	1602E	1637	1702E	1737	1802E	1837			
Ryde Pier Head	d	0549	0607	0649	0707	0749	0807	0849	0907	0949	1007	1049	1107	1149	1207	1249	1307	1349	1407	1449	1507	1549	1607	1649	1707	1749	1807	1849	1907		
Ryde Esplanade	d	0551	0609	0652	0709	0752	0809	0852	0909	0952	1009	1052	1109	1152	1209	1252	1309	1352	1409	1452	1509	1552	1609	1652	1709	1752	1809	1852	1909		
Ryde St Johns Road	d	0555	0613	0655	0713	0755	0813	0855	0913	0955	1013	1055	1113	1155	1213	1255	1313	1355	1413	1455	1513	1555	1613	1655	1713	1755	1813	1855	1913		
Smallbrook Junction	d											1058b		1158b	1215b	1258b	1315b			1458b	1515b	1558b	1615b								
Brading	d	0602	0620	0703	0720	0803	0820	0903	0920	1003	1020	1103	1120	1203	1220	1303	1320	1403	1420	1503	1520	1603	1620	1703	1720	1803	1820	1903	1920		
Sandown	d	0607	0625	0707	0725	0807	0825	0907	0925	1007	1025	1107	1125	1207	1225	1307	1325	1407	1425	1507	1525	1607	1625	1707	1725	1807	1825	1907	1925		
Lake	d	0609	0627	0710	0727	0810	0827	0910	0927	1010	1027	1110	1127	1210	1227	1310	1327	1410	1427	1510	1527	1610	1627	1710	1727	1810	1827	1910	1927		
Shanklin	a	0612	0630	0713	0730	0813	0830	0913	0930	1013	1030	1113	1130	1213	1230	1313	1330	1413	1430	1513	1530	1613	1630	1713	1730	1813	1830	1913	1930		
Ventnor (Bus Link)	a	0650		0740	0815	0848	0923	0953	1023	1058	1128	1158	1228	1258	1328	1358	1428	1458	1528	1558	1628	1658	1728	1758	1826	1853	1923	1945	2010		

Wightlink catamaran times are correct at time of publication but subject to alteration. A revised service operates on public holidays. Check before travelling.

Please visit wightlink.co.uk or call 0333 999 7333 (calls charged at local rate).

Connections between ferries and trains are not guaranteed. Where possible, customers are advised to allow at least 10 minutes to change.

For Hovertravel connections please visit hovertravel.co.uk

SUNDAY
London Waterloo - Portsmouth - Isle of Wight

Notes			A		A		A		A		A									∩		∩		A	∩	A	∩	∩	∩		
London Waterloo	d							0800		0900		1000		1100		1200		1300		1400	1430	1500	1530	1600		1730		1830	1930	2030	
Woking	d				0732		0835		0935		1032		1132		1232		1332		1432	1502	1532	1602	1632		1802		1902	2002	2102		
Guildford	d				0741		0845		0945		1042		1142		1242		1342		1442	1512	1542	1612	1642		1812		1912	2012	2112		
Haslemere	d				0807		0912		1012		1107		1207		1307		1407		1507	1527	1607	1627	1707		1827		1927	2027	2127		
Petersfield	d				0823		0928		1028		1123		1223		1323		1423		1523	1538	1623	1638	1723		1838		1938	2038	2138		
Portsmouth Harbour	a				0857		1003		1103		1158		1259		1359		1458		1558	1611	1658	1711	1758		1911		2011	2109	2208		
Portsmouth Harbour	d		0715		0815		0915		1015		1115		1215		1315		1415		1515		1615		1715		1815		1920		2020	2120	2245
Ryde Pier Head	a		0737		0837		0937		1037		1137		1237		1337		1437		1537		1637		1737		1837		1942		2042	2142	2307
Ryde Pier Head	d	0649	0749		0849	0907	0949	1007	1049	1107	1149	1207	1249	1307	1349	1407	1449	1507	1549	1607	1649	1707	1749	1807	1849	1907	1949	2007	2049	2149	2315
Ryde Esplanade	d	0652	0752		0852	0909	0952	1009	1052	1109	1152	1209	1252	1309	1352	1409	1452	1509	1552	1609	1652	1709	1752	1809	1852	1909	1952	2009	2051	2151	2317
Ryde St Johns Road	d	0655	0755	0813	0855	0913	0955	1013	1055	1113	1155	1213	1255	1313	1355	1413	1455	1513	1555	1613	1655	1713	1755	1813	1855	1913	1955	2013a	2055	2155	2320a
Smallbrook Junction	d							1058b		1158b		1215b	1258b	1315b		1458b	1515b	1558b	1615b												
Brading	d	0703	0803	0820	0903	0920	1003	1020	1103	1120	1203	1220	1303	1320	1403	1420	1503	1520	1603	1620	1703	1720	1803	1820	1903	1920	2003		2101	2201	
Sandown	d	0707	0807	0825	0907	0925	1007	1025	1107	1125	1207	1225	1307	1325	1407	1425	1507	1525	1607	1625	1707	1725	1807	1825	1907	1925	2007		2105	2205	
Lake	d	0710	0810	0827	0910	0927	1010	1027	1110	1127	1210	1227	1310	1327	1410	1427	1510	1527	1610	1627	1710	1727	1810	1827	1910	1927	2010		2108	2208	
Shanklin	a	0713	0813	0830	0913	0930	1013	1030	1113	1130	1213	1230	1313	1330	1413	1430	1513	1530	1613	1630	1713	1730	1813	1830	1913	1930	2013		2111	2211	
Ventnor (Bus Link)	a	0803	0847	0918	0953	1023	1058	1128	1158	1228	1258	1328	1358	1428	1458	1528	1558	1628	1658	1728	1758	1826	1853	1923	1945	2010	2038		2138	2235	

Wightlink catamaran times are correct at time of publication but subject to alteration. A revised service operates on public holidays. Check before travelling.

Please visit wightlink.co.uk or call 0333 999 7333 (calls charged at local rate).

Connections between ferries and trains are not guaranteed. Where possible, customers are advised to allow at least 10 minutes to change.

For Hovertravel connections please visit hovertravel.co.uk


GUIDE TO NOTES AND SYMBOLS


Trains between Ryde and Shanklin are operated by Island Line. Standard class accommodation only.

Trains between Portsmouth and London Waterloo are operated by South Western Railway. First and standard class accommodation available.

- a Arrival time.
- b Train only calls at Smallbrook Junction during steam operating dates and times.
- c Runs 3 minutes later until 1 October.
- d Departure time.
- e Change at Guildford.
- r Depart Portsmouth Harbour 1719, direct to Woking arrive 1844.
- z Island Line train will be held for up to 5 minutes to connect with the Wightlink catamaran.
- A** Island Line train runs until 24 September.
- B** Island Line train runs from 1 October.
- E** Catamaran runs until 30 September.
- T** Catering (trolley service) provided for all or part of the journey between Portsmouth and London Waterloo.
- P** Car Park.
- † Station for Gunwharf Quays, the Spinnaker Tower and Historic Dockyard.
- ← Railair coach link to / from Heathrow Airport. Visit nationalexpress.com for details.

★ Passengers travelling with cycles may not join or leave services at stations with train times shown in blue. (School term time only on Island Line).


 Hovercraft operated by Hovertravel Ltd. Operates between Ryde Esplanade and Southsea seafront. For details visit hovertravel.co.uk or telephone **01983 717717**. A bus link operates between Southsea Hoverport and Portsmouth Harbour and Portsmouth & Southsea stations. All trains to and from Portsmouth Harbour also call at Portsmouth & Southsea. Please see pocket timetable 17 or mini-guide 58.

 High speed catamaran operated by Wightlink. Although connections between catamarans and trains are shown, where possible you should allow at least 10 minutes to change. Train/catamaran connections may not be held for late running trains/catamarans.

Sailing times are correct at time of publication but are subject to alteration.


Wightlink operate a revised service on public holidays. Additional sailings may operate during special events. For details visit wightlink.co.uk or call **0333 999 7333** (calls charged at local rate).

 Interchange for Isle of Wight Steam Railway. Smallbrook Junction provides a direct interchange for the Isle of Wight Steam Railway. Island Line trains only call at Smallbrook Junction during Steam Railway operating dates and times. Call the talking timetable on **01983 884343** or visit iwsteamrailway.co.uk
There is no road access to Smallbrook Junction.

 Southern Vectis bus (route 3) calling at Shanklin railway station and by Boots store in Ventnor. Connections between bus and train are not guaranteed.



Please enquire for services on public holidays. Telephones **01983 827 000** or visit islandbuses.info

 Interchange for London Underground services. Visit tfl.gov.uk for details.

 Minimum connection time where different from the standard five minutes.

STATION INFORMATION

See notes for explanation of symbols.

Ventnor		
Shanklin	P	
Lake		
Sandown	P	
Brading	P	
Smallbrook Junction		
Ryde St Johns Road	P	
Ryde Esplanade		
Ryde Pier Head		
Portsmouth Harbour		†
Petersfield	P	
Haslemere	P	
Guildford	P	
Woking	P	←
London Waterloo		



Visit us at southwesternrailway.com

- Buying tickets online
- Special offers and days out
- Live train information
- Plan your journey
- Train times
- Latest news



Free Travel Alerts southwesternrailway.com/alerts

Keeping our registered customers up-to-date with their service running information, delays and alterations.



Twitter Customer Service [@SW_Railway](https://twitter.com/SW_Railway) [@SW_Help](https://twitter.com/SW_Help)

Follow South Western Railway on Twitter and be the first to know what's happening on our network.



[Facebook.com/SWRailway](https://facebook.com/SWRailway)

Providing South Western Railway network information and details of our latest offers.



Customer Service Centre **0345 6000 650**

Our UK based team are available 7 days a week from 6am to 10pm for:

- Ticket sales by credit or debit card
- Comments and suggestions



Assisted Travel **0800 5282 100** Textphone **0800 6920 792**

A freephone service open 6am - 10pm for older and disabled passengers. We recommend booking assistance at **24 hours in advance.**



National Rail Enquiries **03457 48 49 50**

Train times, fares and rail information.

First MTR South Western Trains Limited (trading as South Western Railway) accepts no liability for any inaccuracy in the information contained in this timetable which is subject to alteration.

First MTR South Western Trains Limited. Registered in England and Wales 07900320. Registered office: 50 Eastbourne Terrace, Paddington, London, W2 6LG. A FirstGroup and MTR company.

PTT24 0817

