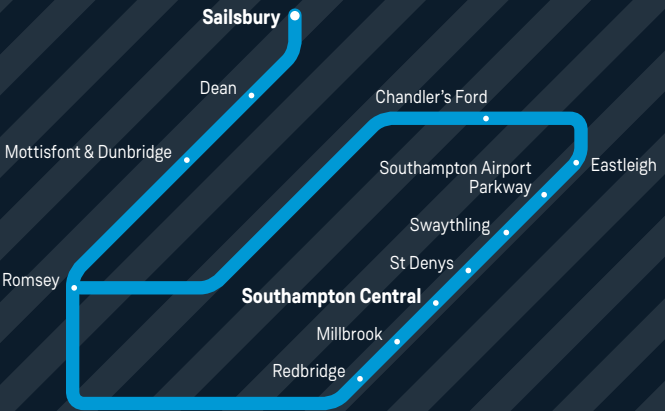


25

Romsey to Salisbury via Eastleigh and Southampton Central



TRAIN TIMES

29 August to 9 December
2017

Hello and welcome to the Autumn 2017 South Western Railway timetable.

We are delighted to be your new train operator and we're already working on improvements for you – visit the new look website at southwesternrailway.com and follow us on Twitter @SW_Railway & @SW_Help for the latest information.



As well as providing our staff with the right training and tools for their jobs in order to deliver the best possible customer experience, we'll also be investing over £1.2 billion in station improvements, new trains and train refurbishment and new ticket options to save you time and money. We'll significantly increase capacity by introducing new trains and running longer trains, meaning 52,000 more seats a day across peak times at London Waterloo by December 2020. Look out for updates on all of this.

We're committed to giving you better trains, better service and a better travel experience and thank you for coming on this journey with us.

Andy Mellors
Managing Director
South Western Railway

Buy a ticket before you board

You need to buy a valid ticket before you board one of your trains. We know that the vast majority of our passengers buy a valid ticket before travelling and we have a duty to those passengers to make sure no one travels without paying. For this reason, we run a penalty fares scheme across most of our network.

If you travel to or from a station within the penalty fares area without a valid ticket, you may be liable for a penalty fare of £20 or twice the single fare to the next station at which your train stops (whichever is higher). You will then be required to buy a ticket for the remainder of the journey.

We have a policy to prosecute all deliberate fare evaders, wherever possible.

Changes to train times

Network Rail needs to do engineering work to maintain and improve the rail network. Much of this work is done weekends and during the holiday periods, but some work also needs to be done overnight during the week.

Buses will replace train services where lines are closed for work to take place. We may also have to alter train services over a wider area.

We advise that you check for any changes to train times before using weekend, late evening or early morning services. Please look for the 'Changes to train times' posters at stations or visit our website at www.southwesternrailway.com.

No smoking policy

For the comfort of all our customers, smoking and the use of e-cigarettes is not permitted on any part of our trains or stations.

You can smoke outside the station entrance or in our car parks.

Cycles on trains

The services in this timetable have limited room for cycles so we have had to apply to restrictions. The star ★ symbol, with train times printed in light blue, show restricted trains. We will carry folding cycles on any train as long as they can be folded small enough to be carried safely in the luggage rack. Cycles are not allowed on buses that replace trains during engineering works.

SATURDAY

Romsey and Chandler's Ford to Eastleigh, Southampton Central, Romsey and Salisbury

<i>Operator</i> <i>Notes</i>	SW □	GW	SW □	GW	GW	SW □	GW	SW □	GW	SW □	GW	SW □	GW	SW □	GW	GW	SW □	GW	SW □	GW	SW □	GW	SW □	GW	SW □	GW	SW □	GW																														
Romsey Chandler's Ford	d d	0558 0606		0707 0714				0807 0814				0907 0914					1007 1014						1107 1114						1207 1214					1307 1314						1407 1414						1507 1514						1607 1614						1707 1714
London Waterloo	a	0753b		0908b				1007b				1107b					1207b						1307b						1407b					1507b						1607b						1707b						1807b					1907b	
Eastleigh Southampton Airport Swaythling St Denys Southampton Central	d d d d a	0613 0617 0620 0623 0628		0721 0725 0727 0730 0735				0821 0825 0827 0830 0836				0921 0925 0927 0930 0936					1021 1025 1027 1030 1036						1121 1125 1127 1130 1136					1221 1225 1227 1230 1236					1321 1325 1327 1330 1336						1421 1425 1427 1430 1435						1521 1525 1527 1530 1536						1621 1625 1627 1630 1636						1721 1725 1727 1730 1736	
Southampton Central Millbrook Redbridge Romsey	d d d a	0630 0632 0636 0643	0653 0710	0737 0743 0751	0810 0821	0827 0838	0837 0843 0851	0910 0921	0937 0943 0951	1010 1021	1037 1043 ↵	1042 1053		1110 1121	1137 1143 1151	1210 1221	1227 1238	1237 1243 1251	1310 1321	1337 1343 1351	1410 1421	1437 1443 1451	1510 1521	1537 1543 1551	1610 1621	1637 1643 1651	1710 1721	1737 1743 1751	1810 1821																													
Romsey Mottisfont & Dunbridge Dean Salisbury	d d d a	0644 0649 0654 0707	0711 0729	0751 0802 0815	0821 0840	0838 0900	0851 0856 0902 0915	0921 0956 1002 0939	0951 1002 1015	1021 1039		1053 1112	1059 1104 1110 1122	1121 1139	1151 1156 1202 1215	1221 1239	1238 1257	1251 1256 1302 1315	1321 1339	1351 1356 1402 1415	1421 1439	1451 1456 1502 1515	1521 1539	1551 1556 1602 1615	1621 1639	1651 1656 1702 1715	1721 1739	1751 1756 1802 1815	1821 1839																													

Late night and weekend trains may be altered due to engineering works.
Please check at www.southwesternrailway.com before travelling.

For guide to notes and symbols see end of timetable.

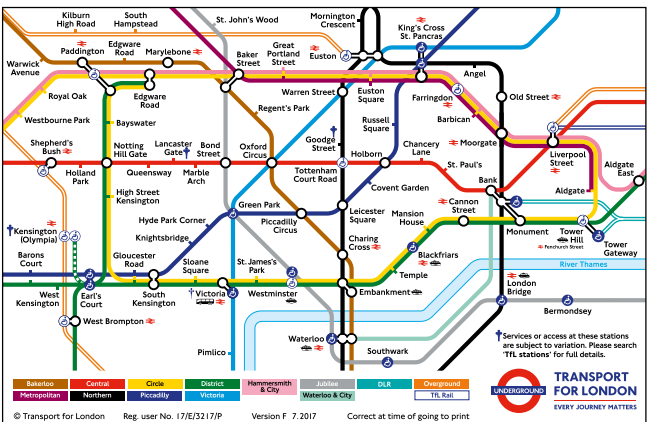
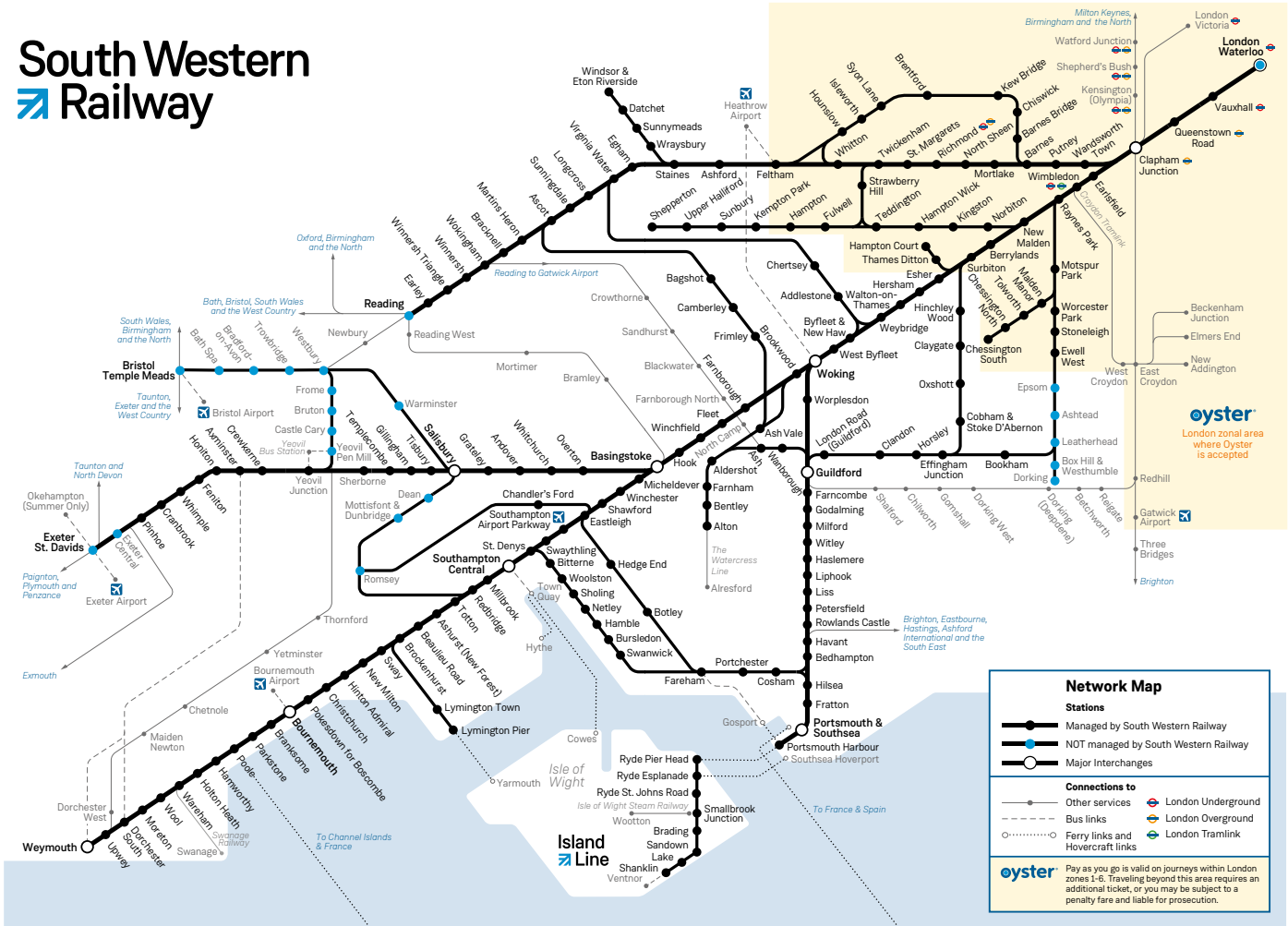
SUNDAY
Romsey and Chandler's Ford to Eastleigh, Southampton Central, Romsey and Salisbury

<i>Operator</i> <i>Notes</i>	SW □	GW	SW □	SW □	GW	SW □	GW	SW □	GW	SW □	GW	SW □	GW	SW □	GW	SW □	GW	SW □	GW	SW □	GW	SW □	GW	SW □	GW	SW □	GW		
Romsey Chandler's Ford	d d	0835 0842		0935 0942	1035 1042		1135 1142		1235 1242		1335 1342		1435 1442		1535 1542		1635 1642		1735 1742		1835 1842		1935 1942		2035 2042	2135 2142			
London Waterloo	a	1039b		1139b	1237b		1337b		1437b		1537b		1637b		1724b		1824b		1924b		2024b		2124b		2224b	2325b			
Eastleigh Southampton Airport Swaythling St Denys Southampton Central	d d d d a	0854 0858 0901 0904 0909		0954 0958 1001 1004 1009	1054 1058 1101 1104 1109		1154 1158 1201 1204 1209		1254 1258 1301 1304 1309		1354 1358 1401 1404 1409		1454 1458 1501 1504 1509		1554 1558 1601 1604 1609		1654 1658 1701 1704 1709		1754 1758 1801 1804 1809		1854 1858 1901 1904 1909		1954 1958 2001 2004 2009		2054 2058 2101 2104 2109	2154 2158 2201 2204 2209			
Southampton Central Millbrook Redbridge Romsey	d d d a	0910 0913 0916 0924	0954 1006	1010 1013 1016 1024	1110 1113 1116 1124	1154 1205	1210 1213 1216 1224	1254 1305	1310 1313 1316 1324	1354 1405	1410 1413 1416 1424	1454 1505	1510 1513 1516 1524	1554 1605	1610 1613 1616 1624	1654 1705	1710 1713 1716 1724	1726 1739	1754 1805	1810 1813 1816 1824	1854 1905	1910 1913 1916 1924	1928 1939	1954 2005	2010 2013 2016 2024	2054 2105	2110 2113 2116 2124	2210 2213 2216 2224	2257 2308
Romsey Mottisfont & Dunbridge Dean Salisbury	d d d a	0924 0929 0935 0949	1006 1024	1024 1042	1124 1129 1135 1148	1206 1224	1224 1242	1306 1324	1324 1329 1335 1348	1406 1424	1424 1442	1506 1524	1524 1529 1535 1548	1606 1624	1624 1642	1706 1724	1724 1729 1735 1748	1739 1800	1806 1824	1824 1842	1906 1924	1924 1929 1935 1948	1940 1958	2006 2024	2024 2042	2106 2124	2124 2129 2135 2148	2308 2327	

Late night and weekend trains may be altered due to engineering works.
Please check at www.southwesternrailway.com before travelling.

For guide to notes and symbols see end of timetable.

South Western Railway



Changing trains

Most journeys shown in this timetable are by through trains, shown in **bold type**. However, you may be able to make other journeys or reach your destination more quickly by changing trains. To help you find these services, we show them in the timetable with *light italic type*. A letter against the time will show where you need to change trains - please check the 'notes' section for an explanation of these letters.

Please allow plenty of time to make your connection. At most stations you will need to allow at least 5 minutes to change trains. Some stations have a different minimum time and this is shown in the 'station information' table in this timetable. For example 10 means you should allow 10 minutes to change trains at this station.

MONDAY TO FRIDAY
Salisbury, Romsey, Southampton Central and Eastleigh to Chandler's Ford and Romsey

<i>Operator</i>	<i>Notes</i>	SW A	SW B	GW	SW A	GW	GW	SW	GW	SW A	GW	SW A	GW	GW	SW A	GW	SW A	GW	SW A	GW	GW	SW A	GW	SW A	GW	SW	GW		
Salisbury	d		0535	0619	0650	0711	0736	0750	0833	0850	0933	0956	1033	1056	1133	1143	1156	1233	1256	1335	1350	1402	1433	1456	1533	1556	1633	1656	1733
Dean	d		0547		0702			0802		0902		1008		1108			1208		1308		1402			1508		1608		1708	
Mottisfont & Dunbridge	d		0553		0708			0808		0908		1014		1114			1214		1314		1408			1514		1614		1714	
Romsey	a		0558	0637	0713	0729	0755	0813	0852	0913	0951	1019	1050	1119	1151	1202	1219	1251	1319	1353	1413	1420	1451	1519	1551	1619	1651	1719	1751
Romsey	d		0558	0638	0713	0730	0756	0813	0852	0914	0951	1020	1051	1120	1152	1204	1220	1251	1320	1353	1413	1421	1451	1520	1551	1620	1651	1720	1751
Redbridge	d	0616			0723			0821		0921		1027		1127			1227		1327		1421			1527		1627		1727	
Millbrook	d	0620			0726			0825		0925		1031		1131			1231		1331		1424			1531		1631		1731	
Southampton Central	a	0623	0629	0649	0730	0740	0809	0827	0904	0928	1004	1034	1104	1134	1204	1217	1234	1304	1334	1404	1428	1432	1504	1534	1604	1634	1704	1734	1804
Southampton Central	d	0635			0735			0835		0935		1035		1135			1235		1335		1436			1535		1635		1735	
St Denys	d	0640			0740			0840		0940		1040		1140			1240		1340		1440			1540		1640		1740	
Swaythling	d	0643			0743			0843		0943		1043		1143			1243		1343		1443			1543		1643		1743	
Southampton Airport	d	0646			0746			0846		0946		1046		1146			1246		1346		1446			1546		1646		1746	
Eastleigh	d	0650			0750			0850		0950		1050		1150			1250		1350		1450			1550		1650		1750	
London Waterloo	d	0530b			0630b			0735b		0809b		0909b		1009b			1109b		1209b		1309b			1409b		1509b		1609b	
Chandler's Ford	d	0655			0755			0855		0955		1055		1155			1255		1355		1455			1555		1655		1755	
Romsey	a	0703			0803			0903		1003		1103		1203			1303		1403		1503			1603		1703		1803	

Late night and weekend trains may be altered due to engineering works.
Please check at www.southwesternrailway.com before travelling.

For guide to notes and symbols see end of timetable.

SATURDAY

Salisbury, Romsey, Southampton Central and Eastleigh to Chandler's Ford and Romsey

<i>Operator</i> <i>Notes</i>	SW A	SW B	GW	SW A	GW	GW	SW A	GW	SW A	GW	SW A	GW	SW A	GW	GW	SW A	GW	SW A	GW	SW A	GW	GW	SW A	GW	SW A	GW	SW A	GW	
Salisbury	d		0535	0632	0650	0724	0736	0750	0833	0856	0933	0956	1033	1056	1133	1143	1156	1233	1256	1333	1350	1400	1433	1456	1533	1556	1633	1656	1733
Dean	d		0547		0702			0802		0908		1008		1108			1208		1308		1402		1508		1608		1708		
Mottisfont & Dunbridge	d		0553		0708			0808		0914		1014		1114			1214		1314		1408		1514		1614		1714		
Romsey	a		0558	0650	0713	0742	0755	0813	0851	0919	0951	1019	1051	1119	1151	1202	1219	1251	1319	1351	1413	1418	1451	1519	1551	1619	1651	1719	1751
Romsey	d		0558	0651	0713	0745	0755	0813	0851	0920	0952	1020	1051	1120	1151	1204	1220	1251	1320	1351	1413	1420	1451	1520	1551	1620	1651	1720	1751
Redbridge	d	0616			0721			0821		0927		1027		1127			1227		1327		1421		1527		1627		1727		
Millbrook	d	0620			0724			0824		0931		1031		1131			1231		1331		1424		1531		1631		1731		
Southampton Central	a	0622	0628	0702	0727	0802	0807	0827	0903	0934	1003	1034	1103	1134	1203	1221	1234	1303	1334	1403	1428	1432	1503	1534	1603	1634	1703	1734	1803
Southampton Central	d	0635			0735			0835		0935		1035		1135			1235		1335		1435		1535		1635		1735		
St Denys	d	0640			0740			0840		0940		1040		1140			1240		1340		1440		1540		1640		1740		
Swaythling	d	0643			0743			0843		0943		1043		1143			1243		1343		1443		1543		1643		1743		
Southampton Airport	d	0646			0746			0846		0946		1046		1146			1246		1346		1446		1546		1646		1746		
Eastleigh	d	0650			0750			0850		0950		1050		1150			1250		1350		1450		1550		1650		1750		
London Waterloo	d				0630b			0735b		0809b		0909b		1009b			1109b		1209b		1309b		1409b		1509b		1609b		
Chandler's Ford	d	0655			0755			0855		0955		1055		1155			1255		1355		1455		1555		1655		1755		
Romsey	a	0703			0803			0903		1003		1103		1203			1303		1403		1503		1603		1703		1803		

Late night and weekend trains may be altered due to engineering works.
Please check at www.southwesternrailway.com before travelling.

For guide to notes and symbols see end of timetable.

SUNDAY
Salisbury, Romsey, Southampton Central and Eastleigh to Chandler's Ford and Romsey

<i>Operator</i> <i>Notes</i>	GW	SW I	SW I	SW I B	SW I	SW I	GW	SW I	GW	SW I	GW	SW I	GW	SW I	GW	SW I	GW	SW I	GW	SW I	GW	GW	SW I	GW	GW	SW I	GW	GW	SW I
Salisbury	d		0808	0820		0908	1013	1032	1108	1132	1213	1232	1308	1332	1413	1436	1508	1532	1613	1632	1708	1732	1813	1832	1856	1908	1932	2000	2013
Dean	d		0820			0920			1120				1320				1520				1720					1920			
Mottisfont & Dunbridge	d		0826		┌	0926			1126				1326				1526				1726					1926			
Romsey	a		0831	0838	0831	0931	1031	1050	1131	1150	1231	1250	1331	1350	1431	1454	1531	1550	1631	1650	1731	1750	1831	1850	1914	1931	1950	2018	2031
Romsey	d	0819	0835	0839	0835	0932	1032	1050	1132	1150	1232	1250	1332	1350	1432	1454	1532	1550	1632	1650	1732	1750	1832	1850	1915	1932	1950	2019	2032
Redbridge	d		┌	0846		0939	1039		1139		1239		1339		1439		1539		1639		1739		1839		1939		2039		2039
Millbrook	d			0850		0943	1043		1143		1243		1343		1443		1543		1643		1743		1843		1943		2043		2043
Southampton Central	a	0829		0852	0909	0945	1045	1103	1145	1203	1245	1303	1345	1403	1445	1503	1545	1603	1645	1703	1745	1803	1845	1903	1925	1945	2003	2028	2045
Southampton Central	d			0859		0959	1059		1159		1259		1359		1459		1559		1659		1759		1859		1959		2059		2059
St Denys	d			0904		1004	1104		1204		1304		1404		1504		1604		1704		1804		1904		2004		2104		2104
Swaythling	d			0907		1007	1107		1207		1307		1407		1507		1607		1707		1807		1907		2007		2107		2107
Southampton Airport	d			0910		1010	1110		1210		1310		1410		1510		1610		1710		1810		1910		2010		2110		2110
Eastleigh	d			0915		1015	1115		1215		1315		1415		1515		1615		1715		1815		1915		2015		2115		2115
London Waterloo	d					0754b	0854b		0954b		1054b		1154b		1254b		1354b		1454b		1605b		1705b		1805b		1905b		1905b
Chandler's Ford	d			0920		1020	1120		1220		1320		1420		1520		1620		1720		1820		1920		2020		2120		2120
Romsey	a			0928		1028	1128		1228		1328		1428		1528		1628		1728		1828		1928		2028		2128		2128

Late night and weekend trains may be altered due to engineering works.
Please check at www.southwesternrailway.com before travelling.

For guide to notes and symbols see end of timetable.

GUIDE TO NOTES AND SYMBOLS

GW Operated by Great Western Railway. Please see Great Western Railway publications for details of

- seat reservations
- cycle reservation requirements
- catering facilities.

SW Operated by South Western Railway.

A Train starts from Totton at 0614.

B Train runs via Eastleigh.

a Arrival time.

b Change at Eastleigh.

d Departure time.

↳ Continued in later column.

← Continued from earlier column.

f First class accommodation available.

← Station is a short walk from the airport terminal.

↻ Interchange for London Underground services. Visit tfl.gov.uk for details.

⚓ Station for Southampton City Centre and the Docks, also buses for the Hythe Ferry and Red Funnel ferries to Cowes, Isle of Wight.

P Car Park.

③ Minimum connection time where different from the standard five minutes.

#19 Refers to Pocket Timetable number which show additional services between these stations.

STATION INFORMATION

See notes for explanation of symbols.

Salisbury	P		
Dean			
Mottisfont & Dunbridge			
Romsey	P		
Redbridge			#19
Millbrook			#19
Southampton Central	P	⚓	#26
St Denys			#26
Swaythling	P		#19
Southampton Airport	P	←	#19
Eastleigh	P	③	#19
Chandler's Ford	P		
London Waterloo		15	↻



Visit us at southwesternrailway.com

- Buying tickets online
- Special offers and days out
- Live train information
- Plan your journey
- Train times
- Latest news



Free Travel Alerts southwesternrailway.com/alerts

Keeping our registered customers up-to-date with their service running information, delays and alterations.



Twitter Customer Service [@SW_Railway](https://twitter.com/SW_Railway) [@SW_Help](https://twitter.com/SW_Help)

Follow South Western Railway on Twitter and be the first to know what's happening on our network.



[Facebook.com/SWRailway](https://facebook.com/SWRailway)

Providing South Western Railway network information and details of our latest offers.



Customer Service Centre **0345 6000 650**

Our UK based team are available 7 days a week from 6am to 10pm for:

- Ticket sales by credit or debit card
- Comments and suggestions



Assisted Travel **0800 5282 100** **Textphone 0800 6920 792**

A freephone service open 6am - 10pm for older and disabled passengers. We recommend booking assistance at **24 hours in advance**.



National Rail Enquiries **03457 48 49 50**

Train times, fares and rail information.

First MTR South Western Trains Limited (trading as South Western Railway) accepts no liability for any inaccuracy in the information contained in this timetable which is subject to alteration.

First MTR South Western Trains Limited. Registered in England and Wales 07900320. Registered office: 50 Eastbourne Terrace, Paddington, London, W2 6LG. A FirstGroup and MTR company.

PTT25 0817

South Western Railway



Please Recycle