

28

Weymouth and Bournemouth to London Waterloo



TRAIN TIMES

29 August to 9 December
2017

Hello and welcome to the Autumn 2017 South Western Railway timetable.

We are delighted to be your new train operator and we're already working on improvements for you – visit the new look website at southwesternrailway.com and follow us on Twitter @SW_Railway & @SW_Help for the latest information.



As well as providing our staff with the right training and tools for their jobs in order to deliver the best possible customer experience, we'll also be investing over £1.2 billion in station improvements, new trains and train refurbishment and new ticket options to save you time and money. We'll significantly increase capacity by introducing new trains and running longer trains, meaning 52,000 more seats a day across peak times at London Waterloo by December 2020. Look out for updates on all of this.

We're committed to giving you better trains, better service and a better travel experience and thank you for coming on this journey with us.

Andy Mellors
Managing Director
South Western Railway

Buy a ticket before you board

You need to buy a valid ticket before you board one of your trains. We know that the vast majority of our passengers buy a valid ticket before travelling and we have a duty to those passengers to make sure no one travels without paying. For this reason, we run a penalty fares scheme across most of our network.

If you travel to or from a station within the penalty fares area without a valid ticket, you may be liable for a penalty fare of £20 or twice the single fare to the next station at which your train stops (whichever is higher). You will then be required to buy a ticket for the remainder of the journey.

We have a policy to prosecute all deliberate fare evaders, wherever possible.

Changes to train times

Network Rail needs to do engineering work to maintain and improve the rail network. Much of this work is done weekends and during the holiday periods, but some work also needs to be done overnight during the week.

Buses will replace train services where lines are closed for work to take place. We may also have to alter train services over a wider area.

We advise that you check for any changes to train times before using weekend, late evening or early morning services. Please look for the 'Changes to train times' posters at stations or visit our website at www.southwesternrailway.com.

No smoking policy

For the comfort of all our customers, smoking and the use of e-cigarettes is not permitted on any part of our trains or stations.

You can smoke outside the station entrance or in our car parks.

Cycles on trains

The services in this timetable have limited room for cycles so we have had to apply to restrictions. The star ★ symbol, with train times printed in light blue, show restricted trains. We will carry folding cycles on any train as long as they can be folded small enough to be carried safely in the luggage rack. Cycles are not allowed on buses that replace trains during engineering works.

MONDAY TO FRIDAY
Weymouth, Poole and Bournemouth to Basingstoke, Woking and London Waterloo

	Operator Notes	SW I★	SW	SW I★	SW I★	SW I★	XC I★	SW I★	SW I★	SW I★	SW I★	XC I	SW	SW I★	SW I	SW	SW	SW	XC I	SW I	SW I	SW I	SW I	XC I	SW I	SW	SW I	SW			
Weymouth	d									0550f	0620f			0650f						0725	0755	0820				0903	0920				
Upwey	d									0554f	0624f			0654f						0729	0759	0824					0924				
Dorchester South	d									0602f	0632f			0702f						0737	0807	0833				0913	0933				
Moreton	d									0609f	0639f			0709f						0744	0814	0839					0939				
Wool	d									0615f	0645f			0715f						0750	0820	0845					0945				
Wareham	d									0622f	0652f			0722f						0757	0827	0853				0928	0953				
Holton Heath	d									0626f				0726f						0801	0831	0856					0956				
Hamworthy	a									0631f	0659f			0731f						0806	0836	0901				0935	1001				
Poole	d	0457c	0523c	0542c				0608c		0639e	0709e		0720	0739e		0755				0811	0841	0850	0907			0940	0950	1007			
Parkstone	d	0501c	0527c					0612c		0643e	0713e		0724	0743e		0759				0815	0845	0854				0944	0954				
Branksome	d	0504c	0530c					0615c		0646c	0716c		0727	0746c		0802				0819	0849	0857			0915	0948	0957				
Bournemouth	a	0509c	0536e	0551c				0623		0654	0724		0732	0754		0807				0824	0854	0902	0916		0922	0953	1002	1017			
Bournemouth	d	0512c	0538e	0554c	0604	0625	0630	0634	0656	0704	0726	0730	0734	0759		0810				0825	0845	0859	0905	0918		0927	0945	0955	1005	1022	
Pokesdown for Boscombe	d	0516c	0542e		0608			0638		0708		0730	0738		0814					0829		0909	0922			0930	0945	0955	1009	1026	
Christchurch	d	0520c	0546e		0612			0642		0712			0742		0818					0833		0913	0926			0934		1013	1030		
Hinton Admiral	d		0551e		0617			0647		0717			0747		0824					0838		0918				0939		1018			
New Milton	d	0527c	0555e		0621			0651		0721			0751		0829					0842		0922	0933			0944		1022	1037		
Sway	d		0600e		0626			0656		0726			0756		0834					0847		0927				0948		1027			
Brockenhurst	a	0537	0607	0612	0631		0644	0701		0731		0744	0801	0814		0839				0852	0858	0914	0932	0940		0953	0958	1010	1032	1044	
Brockenhurst	d	0538		0614	0633		0645	0703		0733		0750	0803	0815		0841				0900	0915	0933	0941			0954	1000	1011	1033	1045	
Beaulieu Road	d												0808																		
Ashurst (New Forest)	d				0641			0711		0741			0812									0940						1040			
Totton	d	0549			0646			0716		0746			0817									0945						1045			
Southampton Central	a	0554		0627	0651	0655	0659	0721	0725	0751	0755	0803	0823	0828	—	0858				0912	0928	0952	0955			1009	1013	1026	1053	1058	
Southampton Central	d	0555		0630		0700		0715		0730		0800	0815	0848	0830	0848	0900			0916	0930	0955	1000				1017	1030	1055	1100	
Southampton Airport	a	0602		0637		0707		0721		0737		0807	0821	—	0837	0858	0907			0922	0937	1002	1007				1023	1037	1102	1107	—
Eastleigh	a	0607		0649t				0721z		0749t					0849t	0903					0949t	1006			1006			1049t	1106		1106
Winchester	a	0617		0647		0718		0730		0747		0817	0830	—	0847	0947				0917	0924	—		1017	1024		1032	1047	—	1117	1124
Basingstoke	a	0634		0714r		0741r		0746		0814r		0834	0846		0915r					0935	0941	0946	1015r	1034	1041		1047	1115r		1134	1141
Reading	a	0704b						0804		0844r			0904							1007	1007	1037r				1106					
Woking	a	0653		0738r		0805r		0818b		0834r		0853			0922		0954				1007						1109				
Clapham Junction	a	0714										0914			0943		1015	1025		1036b	1057k			1112	1125		1136b	1157k		1212	1225
London Waterloo	a	0724		0747		0816				0850		0925			0953		1023	1034			1049				1120	1134		1149		1220	1234

Late night and weekend trains may be altered due to engineering works.
Please check at www.southwesternrailway.com before travelling.

★ Passengers travelling with cycles may not join or leave services at stations with train times shown in blue.
For guide to all other notes and symbols see end of timetable.

MONDAY TO FRIDAY
Weymouth, Poole and Bournemouth to Basingstoke, Woking and London Waterloo

	Operator Notes	XC I	SW I	SW	SW I	SW	XC I	SW I	SW	SW I	SW	XC I	SW I	SW	SW I	SW	XC I	SW I	SW	SW I	SW	XC I	SW I	SW	SW I	SW	XC I	SW I	SW				
Weymouth	d		1003		1020			1103		1120			1203		1220			1303		1320			1403		1420			1503					
Upwey	d				1024					1124					1224					1324				1424				1503					
Dorchester South	d		1013		1033			1113		1133			1213		1233			1313		1333			1413		1433			1513					
Moreton	d				1039					1139					1239					1339				1439				1513					
Wool	d				1045					1145					1245					1345				1445				1513					
Wareham	d		1028		1053			1128		1153			1228		1253			1328		1353			1428		1453			1528					
Holton Heath	d				1056					1156					1256					1356				1456				1528					
Hamworthy	a		1035		1101			1135		1201			1235		1301			1335		1401			1435		1501			1535					
Poole	d		1040	1050	1107			1140	1150	1207			1240	1250	1307			1340	1350	1407			1440	1450	1507		1540	1550					
Parkstone	d		1044	1054				1144	1154				1244	1254				1344	1354				1444	1454			1544	1554					
Branksome	d		1048	1057				1148	1157				1248	1257				1348	1357				1448	1457			1548	1557					
Bournemouth	a		1054	1102	1117			1154	1202	1217			1254	1302	1317			1354	1402	1417			1454	1502	1517		1554	1602					
Bournemouth	d	1045	1059	1105	1122		1145	1159	1205	1222			1245	1259	1305	1322		1345	1359	1405	1422		1445	1459	1505	1522		1545	1559	1605			
Pokesdown for Boscombe	d				1109	1126				1209	1226				1309	1326				1409	1426				1509	1526			1605				
Christchurch	d				1113	1130				1213	1230				1313	1330				1413	1430				1513	1530			1613				
Hinton Admiral	d				1118					1218					1318					1418					1518				1618				
New Milton	d				1122	1137				1222	1237				1322	1337				1422	1437				1522	1537			1622				
Sway	d				1127					1227					1327					1427					1527				1627				
Brockenhurst	a	1058	1114	1132	1144			1158	1214	1232	1244			1258	1314	1332	1344			1358	1414	1432	1444			1458	1514	1532	1544		1558	1614	1632
Brockenhurst	d	1100	1115	1133	1145			1200	1215	1233	1245			1300	1315	1333	1345			1400	1415	1433	1445			1500	1515	1533	1545		1600	1615	1633
Beaulieu Road	d				1138										1338														1640				
Ashurst (New Forest)	d				1142					1240					1342					1440					1540				1640				
Totton	d				1147					1245					1347					1445					1545				1645				
Southampton Central	a	1113	1128	1153	1158			1213	1228	1252	1258			1313	1328	1353	1358			1413	1428	1453	1458			1513	1528	1551	1558		1613	1628	1651
Southampton Central	d	1117	1130	1155	1200			1217	1230	1255	1300			1316	1330	1355	1400			1417	1430	1455	1500			1516	1530	1555	1600		1617	1630	1652
Southampton Airport	a	1123	1137	1202	1207			1223	1237	1302	1307			1322	1337	1402	1407			1423	1437	1502	1507			1522	1537	1603	1607		1623	1637	1703
Eastleigh	a		1149t	1206		1206			1249t	1306				1306	1349t	1406			1406	1437t	1449t	1506			1506	1549t	1607		1607		1649t	1707	
Winchester	a	1132	1147		1217	1224	1232	1247		1317	1324	1331	1347		1417	1424	1432	1447		1517	1524	1547			1617	1624	1632	1647		1707			
Basingstoke	a	1147	1215r		1234	1241	1247	1315r		1334	1341	1346	1415r		1434	1441	1447	1515r		1534	1541	1546	1615r			1634	1641	1647	1715r				
Reading	a	1205	1237r				1305					1404	1436r				1505			1604	1634r				1708								
Woking	a		1219					1319					1420							1604	1619					1708			1720				
Clapham Junction	a	1236b	1257k		1312	1325	1336b	1357k		1412	1425	1436b	1457k		1512	1525	1536b	1557k		1612	1625	1636b	1657k			1712	1725	1736b	1757k				
London Waterloo	a		1249		1320	1334		1349		1420	1434		1449		1520	1534		1549		1620	1634		1649			1721	1738		1752				

Late night and weekend trains may be altered due to engineering works.

Please check at www.southwesternrailway.com before travelling.

For guide to notes and symbols see end of timetable.

MONDAY TO FRIDAY
Weymouth, Poole and Bournemouth to Basingstoke, Woking and London Waterloo

	Operator Notes	SW I	SW	XC I	SW I	SW	SW	SW I	SW	XC I	SW I	SW	SW I	SW	XC I	SW I	SW	SW I	SW	XC	SW I	SW	SW	SW	SW	SW	SW	SW	SW	
Weymouth	d	1520			1603			1620			1703		1720			1803		1820			1903		1920		2010	2110	2210	2310		
Upwey	d	1524						1624					1724					1824				1924			2014	2114	2214	2314		
Dorchester South	d	1533			1613			1633			1713		1733			1813		1833			1913		1937		2022	2122	2222	2322		
Moreton	d	1539						1639					1739					1839				1943			2028	2128	2228	2328		
Wool	d	1545						1645					1745					1845				1949			2034	2134	2234	2334		
Wareham	d	1553			1628			1653			1728		1753			1828		1853			1928		1957		2042	2142	2242	2342		
Holton Heath	d	1556						1656					1756					1856												
Hamworthy	a	1601			1635			1701			1735		1801			1835		1901			1935		2003		2048	2148	2248	2348		
Poole	d	1607			1640		1650	1707			1740	1750	1807			1840	1850	1907			1940	1950	2009		2054	2154	2254	2354		
Parkstone	d				1644		1654				1744	1754				1844	1854				1944	1954			2058	2158	2258			
Branksome	d				1648		1657				1748	1757				1848	1857				1948	1957			2101	2201	2301			
Bournemouth	a	1617			1654		1702	1717			1754	1802	1817			1854	1902	1917			1954	2002	2018		2107	2207	2307	0003		
Bournemouth	d	1622		1645	1659		1705	1722		1745	1759	1805	1822		1845	1859	1905	1922		1945	1959	2005	2022		2112	2212	2312			
Pokesdown for Boscombe	d	1626					1709	1726				1809	1826				1909	1926				2009	2026		2116	2216	2316			
Christchurch	d	1630					1713	1730				1813	1830				1913	1930				2013	2030		2120	2220	2320			
Hinton Admiral	d						1718					1818					1918					2018			2125	2225	2325			
New Milton	d	1637					1722	1737				1822	1837				1922	1937				2022	2037		2129	2229	2329			
Sway	d						1727					1827					1927					2027			2134	2234	2334			
Brockenhurst	a	1644		1658	1714		1732	1744		1758	1814	1832	1844		1858	1914	1932	1944		1958	2014	2032	2044		2139	2239	2339			
Brockenhurst	d	1645		1700	1715	1720	1733	1745		1800	1815	1833	1845		1900	1915	1933	1945		2000	2015	2033	2045		2140	2240	2340			
Beaulieu Road	d											1838																		
Ashurst (New Forest)	d					1727	1740					1842					1941					2040			2147	2247	2347			
Totton	d				1732	1745						1847					1946					2045			2152	2252	2352			
Southampton Central	a	1658		1713	1728	1741	1750	1758		1813	1828	1853	1858		1913	1928	1952	1958		2013	2028	2051	2058		2157	2257	2357			
Southampton Central	d	1700		1717	1730		1755	1800		1815	1830	1855	1900		1916	1930	1955	2000		2017	2030	2055	2100		2200	2300	2359			
Southampton Airport	a	1707		1723	1737	1752z	1802	1807		1821	1837	1902	1907		1922	1937	2002	2007		2023	2037	2102	2107		2207	2307	0009			
Eastleigh	a		1707		1749t		1806		1806	1832t	1849t	1906			1906	1949t	2006		2006		2049t	2106	2149t	2106	2218t	2311	0014			
Winchester	a	1717	1724	1732	1747	1801z		1817	1824	1830	1847		1917	1924	1931	1947		2017	2047	2032	2047		2117	2125	2217	2323	0028v			
Basingstoke	a	1734	1742	1747	1815r	1817z		1834	1841	1845	1915r		1934	1941	1946	2015r		2034	2041	2047	2121r		2134	2142	2234	2343				
Reading	a			1804	1835z						1904									2106		2208b	2247b	2320b	0028b					
Woking	a				1819						1925					2019		2109			2119		2209	2254	0018					
Clapham Junction	a	1812	1825	1836b	1858k		1912	1926	1941b	2005k		2012	2025		2052k		2116	2129		2152k		2213	2230	2314	0053					
London Waterloo	a	1823	1834		1850		1920	1934			1952		2020	2034		2048		2125	2138		2149		2222	2238	2323	0104				

Late night and weekend trains may be altered due to engineering works.

Please check at www.southwesternrailway.com before travelling.

For guide to notes and symbols see end of timetable.

SATURDAY

Weymouth, Poole and Bournemouth to Basingstoke, Woking and London Waterloo

Operator	Notes	SW	XC	XC	SW	SW	SW	SW	XC	SW	SW	SW	SW	XC	SW	SW	SW	SW	XC	SW	SW	SW	SW	XC	SW	SW	SW	SW	XC		
Weymouth	d				0537f					0650f			0720						0903			0920			1003			1020			
Upwey	d									0615f			0724									0924					1024				
Dorchester South	d				0547f					0619f			0733						0913			0933			1013			1033			
Moreton	d									0634f			0739									0939					1039				
Wool	d				0557f					0640f			0745									0945					1045				
Wareham	d				0605f					0648f			0753						0928			0953			1028			1053			
Holton Heath	d				0608f					0651f			0756									0956					1056				
Hamworthy	a				0613f					0656f			0801						0935			1001			1035			1101			
Poole	d	0528			0622e	0650				0705e			0807						0940	0950		1007			1040	1050		1107			
Parkstone	d	0532			0626e	0654				0743e	0754								0944	0954					1044	1054					
Branksome	d	0535			0629e	0657				0746c	0757								0948	0957					1048	1057					
Bournemouth	a	0540			0637	0702				0754	0802		0817						0954	1002		1017			1054	1102		1117			
Bournemouth	d	0542	0625	0637	0642	0705	0722		0747	0759	0805	0822		0847	0859	0905	0922		0947	0959	1005	1022		1047	1059	1105	1122		1147		
Pokesdown for Boscombe	d	0546			0646	0709	0726				0809	0826				0909	0926				1009	1026				1109	1126				
Christchurch	d	0550			0650	0713	0730				0813	0830				0913	0930				1013	1030				1113	1130				
Hinton Admiral	d	0555			0655	0718					0818					0918					1018					1118					
New Milton	d	0559			0659	0722	0737				0822	0837				0922	0937				1022	1037				1122	1137				
Sway	d	0604			0704	0727					0827					0927					1027					1127					
Brockenhurst	a	0609	0638	0652	0709	0732	0744		0800	0814	0832	0844		0900	0914	0932	0944		1000	1014	1032	1044		1100	1114	1132	1144		1200		
Brockenhurst	d	0610	0639	0655	0710	0733	0745		0802	0815	0833	0845		0902	0915	0933	0945		1002	1015	1033	1045		1102	1115	1133	1145		1202		
Beaulieu Road	d															0938										1138					
Ashurst (New Forest)	d	0617			0717	0740					0840					0942					1040					1142					
Totton	d	0622			0722	0745					0845					0947					1045					1147					
Southampton Central	a	0627	0652	0708	0727	0752	0758		0815	0828	0852	0858		0915	0928	0953	0958		1014	1028	1053	1058		1115	1128	1153	1158		1215		
Southampton Central	d	0630	0653	0720	0730	0755	0800		0820	0830	0855	0900		0918	0930	0955	1000		1017	1030	1055	1100		1120	1130	1155	1200		1220		
Southampton Airport	a	0637	0700	0726	0737	0802	0807		0826	0837	0902	0907		0924	0937	1002	1007		1023	1037	1102	1107		1126	1137	1202	1207		1226		
Eastleigh	a	0641	0711t		0749t	0806		0806		0849t	0906			0906	0924t	1006			1006	1024t	1106		1106		1124	1147	1206		1206		
Winchester	a	0651	0708	0735	0747			0817	0824	0835	0847		0917	0924	0933	0947		1017	1024	1032	1047		1117	1124	1135	1147	1206		1217	1224	1235
Basingstoke	a	0708	0724	0751	0815r			0834	0841	0850	0915r		0934	0941	0948	1015r		1034	1041	1050	1115r		1134	1141	1150	1215r	1234	1241	1250		
Reading	a		0742	0808	0835r			0908						1008	1035r				1107					1208		1235r		1308			
Woking	a	0727	0749b		0821					0919					1019						1119				1219		1241		1308		
Clapham Junction	a	0805k	0830b	0837b	0857k		0912	0925	0936b	0957k		1012	1025	1036b	1057k		1112	1125	1136b	1157k		1212	1225	1236b	1257k		1312	1325	1336b		
London Waterloo	a	0753	0819b		0849		0920	0934		0949		1020	1034		1049		1120	1134		1149		1221	1234		1251		1321	1334			

Late night and weekend trains may be altered due to engineering works.

Please check at www.southwesternrailway.com before travelling.

For guide to notes and symbols see end of timetable.

SATURDAY

Weymouth, Poole and Bournemouth to Basingstoke, Woking and London Waterloo

	Operator	SW	SW	SW	SW	XC	SW	SW	SW	SW	XC	SW	SW	SW	SW	XC	SW	SW	SW	SW	XC	SW	SW	SW	XC	SW	SW	SW	
	Notes	I	I	I	I	I	I	I	I	I	I	I	I	I	I	I	I	I	I	I	I	I	I	I	I	I	I	I	I
Weymouth	d	1103		1120			1203		1220			1303		1320			1403		1420		1503		1520			1603		1620	
Upwey	d			1124					1224					1324					1424				1524				1624		
Dorchester South	d	1113		1133			1213		1233			1313		1333			1413		1433		1513		1533			1613		1633	
Moreton	d			1139					1239					1339					1439				1539				1639		
Wool	d			1145					1245					1345					1445				1545				1645		
Wareham	d	1128		1153			1228		1253			1328		1353			1428		1453		1528		1553			1628		1653	
Holton Heath	d			1156					1256					1356					1456				1556				1656		
Hamworthy	a	1135		1201			1235		1301			1335		1401			1435		1501		1535		1601			1635		1701	
Poole	d	1140	1150	1207			1240	1250	1307			1340	1350	1407			1440	1450	1507		1540	1550	1607			1640	1650	1707	
Parkstone	d	1144	1154				1244	1254				1344	1354				1444	1454		1544	1554					1644	1654		
Branksome	d	1148	1157				1248	1257				1348	1357				1448	1457		1548	1557					1648	1657		
Bournemouth	a	1154	1202	1217			1254	1302	1317			1354	1402	1417			1454	1502	1517		1554	1602	1617			1654	1702	1717	
Bournemouth	d	1159	1205	1222		1247	1259	1305	1322		1347	1359	1405	1422		1447	1459	1505	1522		1547	1559	1605	1622		1647	1659	1705	1722
Pokesdown for Boscombe	d		1209	1226				1309	1326				1409	1426				1509	1526				1609	1626			1709	1726	
Christchurch	d		1213	1230				1313	1330				1413	1430				1513	1530				1613	1630			1713	1730	
Hinton Admiral	d		1218					1318					1418					1518					1618				1718		
New Milton	d		1222	1237				1322	1337				1422	1437				1522	1537				1622	1637			1722	1737	
Sway	d		1227					1327					1427					1527					1627				1727		
Brockenhurst	a	1214	1232	1244		1300	1314	1332	1344		1400	1414	1432	1444		1500	1514	1532	1544		1600	1614	1632	1644		1700	1714	1732	1744
Brockenhurst	d	1215	1233	1245		1302	1315	1333	1345		1402	1415	1433	1445		1502	1515	1533	1545		1602	1615	1633	1645		1702	1715	1733	1745
Beaulieu Road	d							1338					1438					1538									1738		
Ashurst (New Forest)	d		1240					1342					1440					1542					1640				1742		
Totton	d		1245					1347					1445					1547					1645				1747		
Southampton Central	a	1228	1251	1258		1315	1328	1353	1358		1415	1428	1451	1458		1515	1528	1553	1558		1615	1628	1651	1658		1715	1728	1753	1758
Southampton Central	d	1230	1255	1300		1318	1330	1355	1400		1420	1430	1455	1500		1518	1530	1555	1600		1620	1630	1655	1700		1720	1730	1755	1800
Southampton Airport	a	1237	1302	1307		1324	1337	1402	1407		1426	1437	1502	1507		1524	1537	1602	1607		1626	1637	1702	1707		1726	1737	1802	1807
Eastleigh	a	1249t	1306		1306		1349t	1406		1406		1449t	1506		1506	1549t	1606		1606		1649t	1706		1706		1749t	1806		
Winchester	a	1247		1317	1324	1333	1347		1417	1424	1435	1447		1517	1547	1533	1547		1617	1647	1636	1647		1717	1724	1735	1747	1817	
Basingstoke	a	1315r		1334	1341	1348	1415r		1434	1441	1450	1515r		1534	1541	1549	1615r		1634	1641	1650	1715r		1734	1741	1750	1815r	1834	
Reading	a					1408	1435r				1507					1607	1634r				1708					1807	1835r		
Woking	a	1319					1419					1519					1619					1719					1819		
Clapham Junction	a	1357k		1412	1425	1436b	1457k		1512	1525	1536b	1557k		1612	1625	1636b	1657k		1712	1725	1736b	1757k		1812	1825	1836b	1857k	1912	
London Waterloo	a	1351		1421	1434		1451		1521	1534		1551		1620	1634		1649		1720	1734		1749		1821	1834		1849	1920	

Late night and weekend trains may be altered due to engineering works.

Please check at www.southwesternrailway.com before travelling.

For guide to notes and symbols see end of timetable.

SATURDAY

Weymouth, Poole and Bournemouth to Basingstoke, Woking and London Waterloo

Operator Notes	SW	XC I	SW I	SW	SW I	SW	XC I	SW I	SW	SW I	SW	XC	SW I	SW	SW	SW	SW	SW	SW	SW																					
Weymouth	d		1703		1720			1803		1820			1903		1920		2010	2110	2210	2310																					
Upwey	d				1724					1824					1924		2014	2114	2214	2314																					
Dorchester South	d		1713		1733			1813		1833			1913		1933		2022	2122	2222	2322																					
Moreton	d				1739					1839					1939		2028	2128	2228	2328																					
Wool	d				1745					1845					1945		2034	2134	2234	2334																					
Wareham	d		1728		1753			1828		1853			1928		1953		2042	2142	2242	2342																					
Holton Heath	d				1756					1856					1956																										
Hamworthy	a		1735		1801			1835		1901			1935		2001		2048	2148	2248	2348																					
Poole	a		1740	1750	1807			1840	1850	1907			1940	1950	2007		2054	2154	2254	2354																					
Parkstone	d		1744	1754				1844	1854				1944	1954			2058	2158	2258																						
Branksome	d		1748	1757				1848	1857				1948	1957			2101	2201	2301																						
Bournemouth	a		1754	1802	1817			1854	1902	1917			1954	2002	2017		2107	2207	2307	0003																					
Bournemouth	d		1747	1759	1805	1822		1847	1859	1905	1922		1947	1959	2005	2022	2112	2212	2312																						
Pokesdown for Boscombe	d				1809	1826				1909	1926				2009	2026	2116	2216	2316																						
Christchurch	d				1813	1830				1913	1930				2013	2030	2120	2220	2320																						
Hinton Admiral	d				1818					1918					2018		2125	2225	2325																						
New Milton	d				1822	1837				1922	1937				2022	2037	2129	2229	2329																						
Sway	d				1827					1927					2027		2134	2234	2334																						
Brockenhurst	a		1800	1814	1832	1844		1900	1914	1932	1944		2000	2014	2032	2044	2139	2239	2339																						
Brockenhurst	d		1802	1815	1833	1845		1902	1915	1933	1945		2002	2015	2033	2045	2140	2240	2340																						
Beaulieu Road	d																																								
Ashurst (New Forest)	d				1840					1940					2040		2147	2247	2347																						
Totton	d				1845					1945					2045		2152	2252	2352																						
Southampton Central	a		1815	1828	1851	1858		1915	1928	1951	1958		2015	2028	2051	2058	2157	2257	2357																						
Southampton Central	d		1820	1830	1855	1900		1920	1930	1955	2000		2019	2030	2055	2100	2200	2300	2359																						
Southampton Airport	a	—	1826	1837	1902	1907	—	1926	1937	2002	2007	—	2025	2037	2102	2107	—	2207	2307	0009																					
Eastleigh	a	1806		1849t	1906	1906			1949t	2006			2006		2049t	2106	2149t	2241t	2311	0014																					
Winchester	a	1824	1835	1847	—	1917	1924	1935	1947	—	2017		2024	2035	2047	—	2117	2124	2217	2323	0031v																				
Basingstoke	a	1841	1850	1915r	—	1934	1941	1950	2015r	—	2034		2041	2050	2117r	—	2134	2141	2234	2343																					
Reading	a		1908					2008					2108			2231b	2333b																								
Woking	a			1919					2019				2109		2120		2209	2253	0018																						
Clapham Junction	a	1925	1936b	1957k		2012	2025		2052k		2116		2129		2152k		2214	2229	2314	0053																					
London Waterloo	a	1934		1949		2020	2034		2049		2124		2138		2222		2238	2322	0104																						

Late night and weekend trains may be altered due to engineering works.
Please check at www.southwesternrailway.com before travelling.

For guide to notes and symbols see end of timetable.

SUNDAY

Weymouth, Poole and Bournemouth to Basingstoke, Woking and London Waterloo

	Operator Notes	SW I	SW	SW I	SW I	XC I	SW I	SW I	XC I	SW I	SW I	XC I	SW I	SW I	XC I	SW I	SW I	XC I	SW I	SW I	XC I	SW I	SW I	XC I	SW I	SW I	XC I	SW I	SW I	
Weymouth	d			0743f			0843f			0948			1048			1148			1248			1348			1448			1548		
Upwey	d			0747f			0847f			0952			1052			1152			1252			1352			1452			1552		
Dorchester South	d			0755f			0855f			1000			1100			1200			1300			1400			1500			1600		
Moreton	d			0802f			0902f			1007			1107			1207			1307			1407			1507			1607		
Wool	d			0808f			0908f			1013			1113			1213			1313			1413			1513			1613		
Wareham	d			0815f			0915f			1020			1120			1220			1320			1420			1520			1620		
Holton Heath	d																													
Hamworthy	a			0822f			0922f			1027			1127			1227			1327			1427			1527			1627		
Poole	d	0650	0750	0830e	0855		0930e	0955		1032	1055		1132	1155		1232	1255		1332	1355		1432	1455		1532	1555		1632	1655	
Parkstone	d	0654	0754	0834e			0934e			1036			1136			1236			1336			1436			1536		1636			
Branksome	d	0657	0757	0837c			0937c			1040			1140			1240			1340			1440			1540		1640			
Bournemouth	a	0702	0802	0846	0904		0946	1004		1046	1104		1146	1204		1246	1304		1346	1404		1446	1504		1546	1604		1646	1704	
Bournemouth	d	0706	0806	0850	0906	0940	0950	1006	1040	1050	1106	1140	1150	1206	1240	1250	1306	1340	1350	1406	1440	1450	1506	1540	1550	1606	1640	1650	1706	
Pokesdown for Boscombe	d	0710	0810		0910			1010			1110			1210			1310			1410			1510			1610		1710		
Christchurch	d	0714	0814		0914			1014			1114			1214			1314			1414			1514			1614		1714		
Hinton Admiral	d	0719	0819		0919			1019			1119			1219			1319			1419			1519			1619		1719		
New Milton	d	0723	0823	0901	0923		1001	1023		1101	1123		1201	1223		1301	1323		1401	1423		1501	1523		1601	1623		1701	1723	
Sway	d	0728	0828		0928			1028			1128			1228			1328			1428			1528			1628		1728		
Brockenhurst	a	0733	0833	0908	0933	0953	1008	1033	1053	1108	1133	1153	1208	1233	1253	1308	1333	1353	1408	1433	1453	1508	1533	1553	1608	1633	1653	1708	1733	
Brockenhurst	d	0734	0834	0909	0934	0957	1009	1034	1057	1109	1134	1157	1209	1234	1257	1309	1334	1357	1409	1434	1457	1509	1534	1557	1609	1634	1657	1709	1734	
Beaulieu Road	d		0839		0939			1039			1139			1239			1339			1439			1539			1639		1739		
Ashurst (New Forest)	d	0743	0843		0943			1043			1143			1243			1343			1443			1543			1643		1743		
Totton	d	0748	0848		0948			1048			1148			1248			1348			1448			1548			1648		1748		
Southampton Central	a	0753	0853	0923	0953	1010	1023	1053	1110	1123	1153	1210	1223	1253	1310	1323	1353	1410	1423	1453	1510	1523	1553	1610	1623	1653	1710	1723	1753	
Southampton Central	d	0755	0855	0925	0955	1015	1025	1055	1115	1125	1155	1215	1225	1255	1315	1325	1355	1415	1425	1455	1515	1525	1555	1615	1625	1655	1715	1725	1755	
Southampton Airport	a	0802	0902	0932	1002	1021	1032	1102	1121	1132	1202	1221	1232	1302	1321	1332	1402	1421	1432	1502	1521	1532	1602	1621	1632	1702	1721	1732	1802	
Eastleigh	a	0807	0907		1007			1107			1207			1307			1407			1507			1606			1706		1806		
Winchester	a	0822	0922	0941	1022	1030	1041	1122	1130	1141	1222	1230	1241	1322	1330	1341	1422	1430	1441	1522	1530	1541	1616	1630	1641	1716	1730	1741	1816	
Basingstoke	a	0842	0942	0958	1042	1046	1058	1142	1146	1158	1242	1246	1258	1342	1346	1358	1442	1446	1458	1542	1546	1558	1633	1646	1658	1733	1746	1758	1833	
Reading	a	0931b	1004b	1031b		1103	1131b		1203	1231b		1304	1331b		1404	1431b		1505	1531b		1604	1631b		1703	1731b		1803	1831b		
Woking	a	0902	1002	1019	1102		1118	1202		1218	1302		1318	1402		1418	1502		1518	1602		1618	1653		1718	1753		1818	1853	
Clapham Junction	a	0930	1027	1039	1127		1139	1227		1239	1327		1339	1427		1439	1527		1539	1627		1639	1714		1739	1814		1839	1914	
London Waterloo	a	0941	1039	1050	1139		1150	1237		1249	1337		1349	1437		1449	1537		1549	1637		1649	1724		1749	1824		1849	1924	

Late night and weekend trains may be altered due to engineering works.

Please check at www.southwesternrailway.com before travelling.

For guide to notes and symbols see end of timetable.

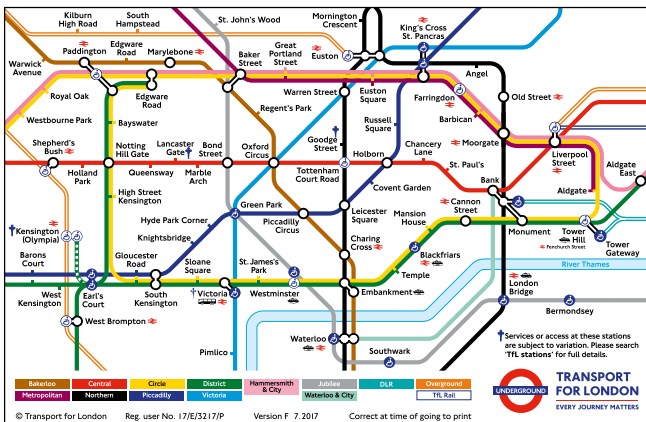
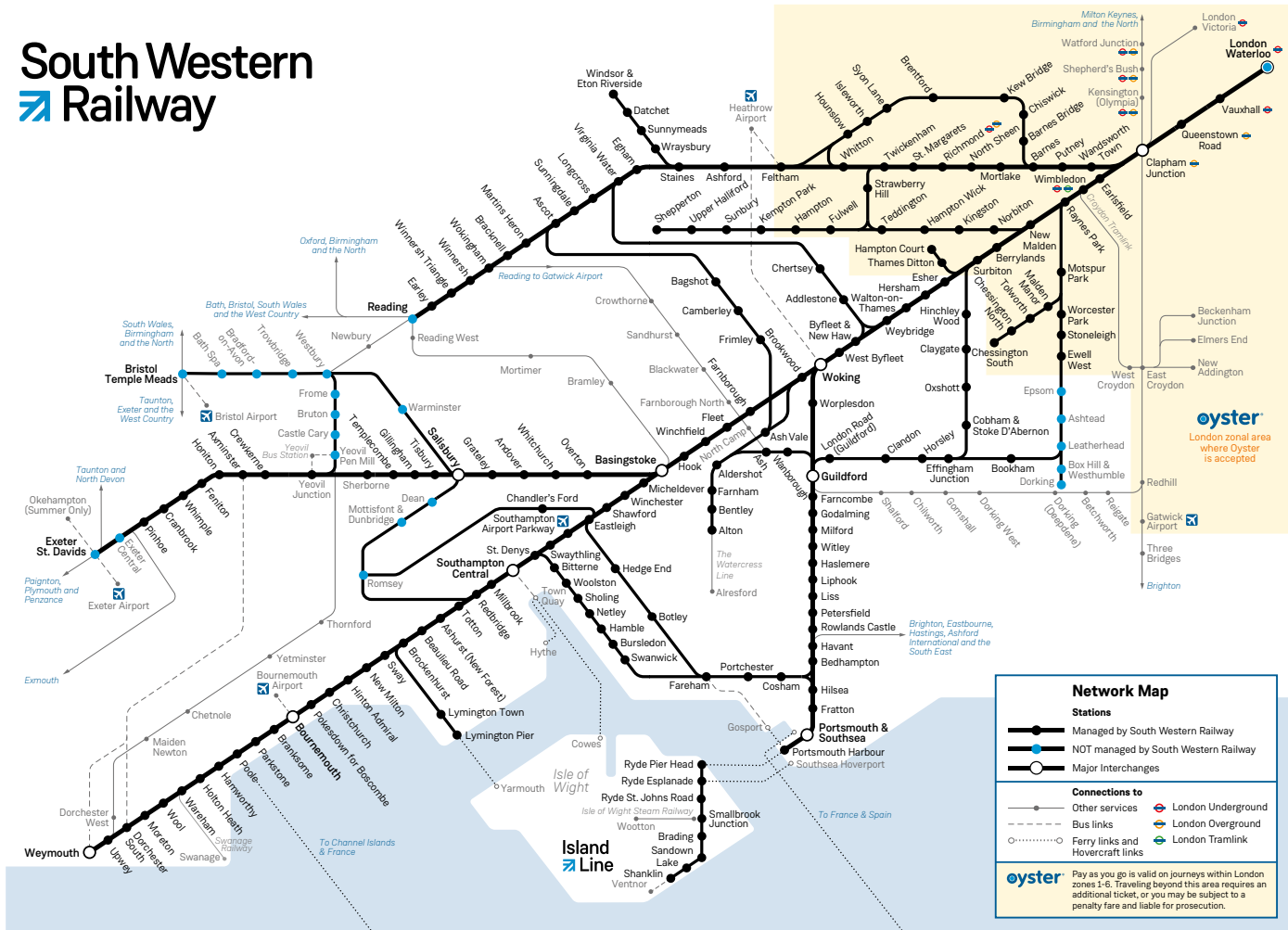
SUNDAY
Weymouth, Poole and Bournemouth to Basingstoke, Woking and London Waterloo

	Operator Notes	XC I	SW I	SW	XC I	SW I	SW	XC	SW I	SW	SW	SW	SW																																												
Weymouth	d		1648			1748			1848		1958	2058	2158	2258																																											
Upwey	d		1652			1752			1852		2002	2102	2202	2302																																											
Dorchester South	d		1700			1800			1900		2010	2110	2210	2310																																											
Moreton	d		1707			1807			1907		2017	2117	2217	2317																																											
Wool	d		1713			1813			1913		2023	2123	2223	2323																																											
Wareham	d		1720			1820			1920		2030	2130	2230	2330																																											
Holton Heath	d																																																								
Hamworthy	a		1727			1827			1927		2037	2137	2237	2337																																											
Poole	d		1732	1755		1832	1855		1932	1955	2050	2150	2250	2350																																											
Parkstone	d		1736			1836			1936		2054	2154	2254	2354																																											
Branksome	d		1740			1840			1940		2057	2157	2257	2357																																											
Bournemouth	a		1746	1804		1846	1904		1946	2004	2103	2203	2303	0003																																											
Bournemouth	d	1740	1750	1806	1840	1850	1906	1940	1950	2006	2106	2206	2306																																												
Pokesdown for Boscombe	d			1810			1910				2010	2110	2210	2310																																											
Christchurch	d			1814			1914				2014	2114	2214	2314																																											
Hinton Admiral	d			1819			1919				2019	2119	2219	2319																																											
New Milton	d		1801	1823		1901	1923		2001	2023	2123	2223	2323																																												
Sway	d			1828			1928				2028	2128	2228	2328																																											
Brockenhurst	a	1753	1808	1833	1853	1908	1933	1953	2008	2033	2133	2233	2333																																												
Brockenhurst	d	1757	1809	1834	1857	1909	1934	1957	2009	2034	2134	2234	2334																																												
Beaulieu Road	d			1839			1939				2039	2139	2239																																												
Ashurst (New Forest)	d			1843			1943				2043	2143	2243	2343																																											
Totton	d			1848			1948				2048	2148	2248	2348																																											
Southampton Central	a	1810	1823	1853	1910	1923	1953	2010	2023	2053	2153	2253	2353																																												
Southampton Central	d	1815	1825	1855	1915	1925	1955	2015	2025	2055	2155	2255																																													
Southampton Airport	a	1821	1832	1902	1921	1932	2002	2021	2032	2102	2202	2302																																													
Eastleigh	a			1906			2006				2106	2207	2309																																												
Winchester	a	1830	1841	1916	1930	1941	2016	2030	2041	2116	2217	2322																																													
Basingstoke	a	1846	1858	1933	1946	1958	2033	2046	2058	2133	2235	2342																																													
Reading	a	1903	1931b		2003	2031b		2103	2130b	2231b	2331b																																														
Woking	a		1918	1953		2018	2053		2118	2153	2254	0002																																													
Clapham Junction	a		1939	2014		2039	2114		2139	2214	2315	0023																																													
London Waterloo	a		1949	2024		2049	2124		2149	2224	2325	0033																																													

Late night and weekend trains may be altered due to engineering works.
Please check at www.southwesternrailway.com before travelling.

For guide to notes and symbols see end of timetable.

South Western Railway



Changing trains

Most journeys shown in this timetable are by through trains, shown in **bold type**. However, you may be able to make other journeys or reach your destination more quickly by changing trains. To help you find these services, we show them in the timetable with *light italic type*. A letter against the time will show where you need to change trains - please check the 'notes' section for an explanation of these letters.

Please allow plenty of time to make your connection. At most stations you will need to allow at least 5 minutes to change trains. Some stations have a different minimum time and this is shown in the 'station information' table in this timetable. For example **10** means you should allow 10 minutes to change trains at this station.

MONDAY TO FRIDAY
London Waterloo, Woking and Basingstoke to Bournemouth, Poole and Weymouth

Operator Notes	SW	SW	SW	SW	SW A	SW	SW	SW B	SW	XC I	SW I	SW I	SW I	SW I	XC I	SW I	SW I	SW	SW	SW	XC I	SW I	SW I	SW I	SW I	XC I	SW I			
London Waterloo	d			0530		0612	0630		0703	0710b	0735	0739	0805		0835		0839	0905			0935		0939	1005			1035			
Clapham Junction	d			0537u		0619u	0637u		0710u	0717b	0723k	0745u	0812u		0827k		0846u	0912u			0927k		0946u	1012u			1027k			
Woking	d			0601		0650	0657		0730	0736b	0800		0816b		0900			0916b			1000		1016b				1100			
Reading	d			0539b		0639b			0705b	0752			0820z		0846			0905b			0946		1020z			1052				
Basingstoke	d		0540			0730	0718	0730	0750	0810	0820	0834	0849		0910		0933	0949			1010		1033	1049		1110				
Winchester	d		0559	0638			0734	0750	0806	0825	0837	0850	0905		0926	0933	0949	1005			1025	1033	1049	1105		1125	1133			
Eastleigh	d		0608	0648			0744	0802		0821t	0848	0901			0921t			1003			1021t		1100			1121t				
Southampton Airport	d		0613	0653			0749	0806	0815	0834	0852	0906	0914		0934	0942		1008	1014		1033	1042	1105	1114		1134	1142			
Southampton Central	a		0623	0700			0757	0817	0825	0844	0859	0915	0922		0943	0949		1018	1022		1043	1049	1112	1122		1143	1149			
Southampton Central	d		0625	0701	0719		0759	0818	0827	0846	0901	0930	0924	0930	0945	0951		1030	1024	1030	1045	1051		1130	1124	1130	1145	1151		
Totton	d		0630	0707	0728		0804	0827	0833		0906			0935												1135				
Ashurst (New Forest)	d		0635		0732		0809	0832						0940												1140				
Beaulieu Road	d				0737		0813																			1144				
Brockenhurst	a		0643	0717	0743		0819	0840	0845	0859	0917		0937	0949	0958	1004										1137	1151	1158	1204	
Brockenhurst	d		0615	0644	0718	0744		0820	0841	0846	0900	0918		0938	1016	0959	1005	1016		1038	1116	1059	1105	1116		1138	1216	1159	1205	
Sway	d		0620	0648	0723	0748		0825		0850		0922														1120				
New Milton	d		0625	0653	0728	0753		0830		0855		0927		0945												1125	1145			
Hinton Admiral	d		0629	0657	0732	0757		0834		0859		0931														1129				
Christchurch	d		0634	0702	0737	0802		0839		0904		0936		0952												1134	1152			
Pokesdown for Boscombe	d		0637	0706	0740	0806		0842		0908		0940		0956												1138	1156			
Bournemouth	a		0641	0710	0744	0810		0846	0855	0912	0914	0944		1000		1013	1020	1042			1113	1120	1142			1200		1213	1220	
Bournemouth	d	0611	0644	0711	0746	0811		0848	0857	0913		0945		1004			1024	1043			1104				1124	1143		1204		1224
Branksome	d	0616	0649	0716	0751	0816		0853	0902a	0918		0950					1029	1048							1129	1148			1229	
Parkstone	d	0619	0652	0719	0754	0819		0856		0921		0953					1032	1051							1132	1151			1232	
Poole	d	0624	0657	0724	0758	0824		0900		0926		0958	1014				1037	1055a			1114				1137	1155a		1214	1237	
Hamworthy	d	0629	0702	0729	0803	0829		0905		0931		1003	1019				1042				1119				1142		1219	1242		
Holton Heath	d	0633	0706	0733	0807	0833				0935			1023								1123					1223				
Wareham	d	0638	0711	0738	0812	0838		0912		0940		1010	1028				1050				1128		1149			1228		1249		
Wool	d	0644	0717	0744	0819	0844		0919		0946			1035								1135					1235				
Moreton	d	0650	0723	0750	0825	0850		0925		0952			1041								1141					1241				
Dorchester South	d	0658	0731	0758	0833	0858		0933		1000		1026	1054			1106					1149		1205			1249		1305		
Upwey	d	0705	0738	0805	0839	0905		0939		1007			1101								1155					1255				
Weymouth	a	0709	0747g	0809	0844	0909		0944		1011		1035	1106								1215					1302		1315		

Late night and weekend trains may be altered due to engineering works.

Please check at www.southwesternrailway.com before travelling.

For guide to notes and symbols see end of timetable.

MONDAY TO FRIDAY
London Waterloo, Woking and Basingstoke to Bournemouth, Poole and Weymouth

	Operator Notes	SW I	SW I	SW I	SW I	XC I	SW I	SW I	SW I	SW I	SW I	XC I	SW I	SW I	SW I	SW I	XC I	SW I	SW I	SW I	SW I	SW I	XC I	SW I	SW I	SW I	SW I	SW I	
London Waterloo	d		1039	1105			1135		1139	1205			1235		1239	1305			1335		1339	1405			1435		1439	1505	
Clapham Junction	d		1046u	1112u			1127k		1146u	1212u			1227k		1246u	1312u			1327k		1346u	1412u			1427k		1446u	1512u	
Woking	d			1116b			1200			1216b			1300			1316b			1400			1416b			1500		1516b		
Reading	d			1107b		1146				1220z		1250			1307b		1346				1418z		1446			1510	1549		
Basingstoke	d		1133	1149		1210			1233	1249		1309		1333	1349		1410			1433	1449		1510			1533	1549		
Winchester	d		1149	1205		1225	1233		1249	1305		1324	1333		1349	1405		1425	1433		1449	1505		1525	1533		1549	1605	
Eastleigh	d		1200			1221t			1300			1321t		1400			1421t			1500			1521t			1600			
Southampton Airport	d		1205	1214		1233	1242		1305	1314		1333	1342		1405	1414		1425	1442		1505	1514		1533	1542		1605	1614	
Southampton Central	a		1212	1222	—	1241	1249		1312	1322	—	1341	1349		1412	1422	—	1441	1449		1512	1522	—	1541	1549		1615	1622	—
Southampton Central	d		1230	1224	1230	1243	1251		1330	1324	1330	1343	1351		1430	1424	1430	1443	1451		1530	1524	1530	1543	1551		1630	1624	1630
Totton	d		—		1235				—	1335					—	1435					—	1535					—	1635	
Ashurst (New Forest)	d				1240					1340						1440						1540						1640	
Beaulieu Road	d									1344																		1644	
Brockenhurst	a	—		1237	1251	1256	1304	—		1337	1351	1356	1404	—		1437	1451	1456	1504	—		1537	1551	1556	1604	—		1638	1651
Brockenhurst	d	1216		1238	1316	1257	1305	1316		1338	1416	1357	1405	1416		1438	1516	1457	1505	1516		1538	1628	1557	1605	1628		1639	
Sway	d	1220			—			1320			—			1420			—		1520			—				1632		1644	
New Milton	d	1225		1245				1325		1345				1425		1445			1525		1545					1637		1649	
Hinton Admiral	d	1229						1329						1429					1529							1641		1653	
Christchurch	d	1234		1252				1334		1352				1434		1452			1534		1552					1646		1658	
Pokesdown for Boscombe	d	1238		1256				1338		1356				1438		1456			1538		1556					1650		1701	
Bournemouth	a	1242		1300		1311	1320	1342		1400		1411	1420	1442		1500		1511	1520	1542		1600		1611	1620	1654		1705	
Bournemouth	d	1243		1304			1324	1343		1404				1424	1443				1524	1543		1604				1624	1655		1707
Branksome	d	1248					1329	1348						1429	1448				1529	1548						1629	1700		
Parkstone	d	1251					1332	1351						1432	1451				1532	1551						1632	1703		
Poole	d	1255a		1314			1337	1355a						1437	1455a				1537	1555a		1614				1637	1707a		1717
Hamworthy	d			1319			1342							1419	1442				1519	1542		1619				1642		1722	
Holton Heath	d			1323										1423					1523			1623						1726	
Wareham	d			1328			1349							1428	1449				1528	1549		1628				1649		1731	
Wool	d			1335										1435					1535			1635				1655		1737	
Moreton	d			1341										1441					1541			1641						1743	
Dorchester South	d			1349			1405							1449		1505			1549	1605		1649				1706		1751	
Upwey	d			1355										1455					1555			1655						1758	
Weymouth	a			1402			1415							1502					1602			1702						1802	

Late night and weekend trains may be altered due to engineering works.

Please check at www.southwesternrailway.com before travelling.

For guide to notes and symbols see end of timetable.

MONDAY TO FRIDAY
London Waterloo, Woking and Basingstoke to Bournemouth, Poole and Weymouth

Operator	Notes	XC I	SW I	SW SC	SW I	SW I	XC I	SW I	SW I	XC I★	SW I★	SW I★	XC I★	SW I★	SW ④★	SW I★	XC I	SW I	SW I	XC I	SW I	XC I	SW I						
London Waterloo	d		1535		1539	1605		1635	1705		1735	1805		1835	1839	1905				1935		2005	2035						
Clapham Junction	d		1527k		1546u	1612u		1627k	1646r	1657b	c		1735	1805	1839	1912u				1927k		2012u	2027k						
Woking	d		1600		1616b	1620z		1700u	c	1734r	c	1813r	1835r	1835r	1906	1918b				2000		2016b	2100						
Reading	d	1552	c		1620z		1646	c		1750	c	1850	1850	c		1907b			1950			2007b	2050						
Basingstoke	d	1610	c		1633	1649	1710	c	1733r	1810	c	1833r	1910	c	1932	1949			2010			2049	2110						
Winchester	d	1625	1633	1638	1650	1705	1725	1733	1800	1825	1830	1900	1925	1930	1949	2005			2025	2033		2105	2125	2133					
Eastleigh	d	1621t	c	1649	1702		1721t	c	1755t	1821t	c	1859t	1921t	c	2000				2021t			2103t	2121t						
Southampton Airport	d	1633	1642	1654	1706	1714	1733	1742	1809	1834	1839	1909	1933	1939	2005	2014				2034	2042	2115	2134	2142					
Southampton Central	a	1641	1649	1704	1713	1722	1741	1749	1816	1843	1846	1918	1940	1946	2016	2022			2041	2049		2124	2140	2149					
Southampton Central	d	1643	1654	1656	1706	1730	1724	1730	1743	1753	1756	1821	1824	1844	1851	1854	1919	1943	1951	1954	2030	2024	2030	2043	2051	2125	2142	2151	
Totton	d		1701	1714a		1735		1801		1829		1859	1925			1959				2035		2056		2131					
Ashurst (New Forest)	d		1706			1740		1806		1834		1904			2004					2040		2135							
Beaulieu Road	d					1744									2044					2044									
Brockenhurst	a	1656	1707	1714		1737	1751	1756	1807	1814		1842	1857		1912	1935	1956			2012		2037	2051	2058	2107	2143	2155	2204	
Brockenhurst	d	1657	1708	1716		1738		1757	1808	1816		1843	1858		1913	1936	1957			2013		2038	2116	2059	2108	2116	2144	2156	2205
Sway	d		1720		1743					1820		1847			1917	1941				2017					2120	2149			
New Milton	d		1725		1748					1825		1852			1922	1946				2022		2045			2125	2154			
Hinton Admiral	d		1729		1752					1829		1857			1926	1950				2026					2129	2158			
Christchurch	d		1734		1757					1834		1901			1931	1955				2031		2052			2134	2203			
Pokesdown for Boscombe	d		1738		1800					1838		1905			1935	1958				2035		2056			2138	2206			
Bournemouth	a	1711	1723	1742		1804		1815	1823	1842	1848	1909	1912	1920	1939	2002	2011	2020	2039		2100		2115	2122	2142	2210	2215	2220	
Bournemouth	d		1724	1743		1809			1824		1850	1910		1921	1940	2007			2021	2040		2104			2127	2143	2212		2224
Branksome	d		1729	1748					1829		1855	1915		1926	1945	2012			2026	2045					2132	2148	2217		2229
Parkstone	d		1732	1751					1832		1858	1918		1929	1948	2015			2029	2048					2135	2151	2220		2232
Poole	d		1737	1755a		1819			1837		1903	1924a		1934	1954a	2019			2034	2054a		2115			2139	2157a	2223a		2237
Hamworthy	d		1742			1824			1842		1908			1939		2024			2039		2120				2144				2242
Holton Heath	d					1828					1912					2028													
Wareham	d		1749			1833			1849		1917			1946		2033			2046		2127				2151				2249
Wool	d		1755			1839			1855		1923			1952		2040					2133				2158				2255
Moreton	d					1845					1929					2046					2139				2204				2301
Dorchester South	d		1806			1853			1908		1937			2003		2054			2102		2147				2212				2309
Upwey	d					1900					1944					2100					2154				2218				2316
Weymouth	a		1815			1906			1919		1950			2015		2107					2200				2223				2320

Late night and weekend trains may be altered due to engineering works.
Please check at www.southwesternrailway.com before travelling.

★ Passengers travelling with cycles may not join or leave services at stations with train times shown in blue.
For guide to all other notes and symbols see end of timetable.

MONDAY TO FRIDAY
London Waterloo, Woking and Basingstoke to Bournemouth, Poole and Weymouth

Operator	Notes	SW	XC	SW	SW	SW	SW																																
Notes		┐	┐	┐	┐	┐	┐	SW	SW																														
London Waterloo	d	2105		2135	2205	2235	2305	0005																															
Clapham Junction	d	2112u		2127k	2212u	2227k	2312u	0012u																															
Woking	d	2132		2200	2232	2300	2332	0037																															
Reading	d	2107b	2150		2222z	2248z	2255b	2334b																															
Basingstoke	d	2152	2210		2252	2309z	2353	0056																															
Winchester	d	2208	2225	2233	2308	2333	0012	0113																															
Eastleigh	d	2218	2222t		2317	2322z	0023	0122																															
Southampton Airport	d	2222	2234	2242	2322	2342	0028	0126																															
Southampton Central	a	2229	2242	2249	2329	2349	0037	0135																															
Southampton Central	d	2231	2243	2251	2330	2351	0038	0137																															
Totton	d	2236			2336		0043s	0142s																															
Ashurst (New Forest)	d	2241			2340																																		
Beaulieu Road	d																																						
Brockenhurst	a	2249	2256	2304	2348	0004	0054s	0153s																															
Brockenhurst	d	2250	2259	2305	2349	0005																																	
Sway	d	2254			2354																																		
New Milton	d	2259			2358		0102s	0200s																															
Hinton Admiral	d	2303			0002																																		
Christchurch	d	2308			0007		0109s	0207s																															
Pokesdown for Boscombe	d	2312			0011		0113s	0211s																															
Bournemouth	a	2316	2319	2325	0015	0021	0117	0215																															
Bournemouth	d	2317		2329	0016	0022	0118																																
Branksome	d	2322		2335	0021	0027	0123s																																
Parkstone	d	2325		2338	0024	0030	0126s																																
Poole	d	2329a		2342	0028a	0035a	0130a																																
Hamworthy	d			2347																																			
Holton Heath	d																																						
Wareham	d			2354																																			
Wool	d			2359																																			
Moreton	d			0006																																			
Dorchester South	d			0014																																			
Upwey	d			0021																																			
Weymouth	a			0025																																			

Late night and weekend trains may be altered due to engineering works.
Please check at www.southwesternrailway.com before travelling.

For guide to notes and symbols see end of timetable.

SATURDAY

London Waterloo, Woking and Basingstoke to Bournemouth, Poole and Weymouth

Operator Notes	SW	SW	SW	SW	SW	SW	SW	XC I	SW	SW	SW	SW	XC I	SW I	SW	SW	SW I	SW	XC I	SW I	SW	SW I	SW I	XC I	SW I	SW I	SW I		
London Waterloo	d			0530		0630		0710b	0735	0739	0805			0835		0839	0905		0935		0939	1005			1035		1039		
Clapham Junction	d			0537u		0637u		0717b	0723k	0746u	0812u			0827k		0846u	0912u		0927k		0946u	1012u			1027k		1046u		
Woking	d			0601		0657		0736b	0800		0816b			0900			0916b		1000			1016b			1100		1046u		
Reading	d					0639b		0746			0820z		0846			0907b		0952				1020z		1046			1133		
Basingstoke	d		0510z	0621		0718		0810	0821	0833	0849		0910			0933	0949		1010		1033	1049		1110			1149		
Winchester	d		0526z	0641		0734		0825	0838	0849	0905		0925	0933		0949	1005		1025	1033		1049	1105		1125	1133	1149		
Eastleigh	d		0535z	0651		0743		0821t	0847	0900			0921t			1000		1021t		1100			1121t		1142	1200			
Southampton Airport	d		0540z	0656		0748		0833	0851	0905	0914		0933	0942		1005	1014		1033	1042		1105	1114		1133	1142	1205		
Southampton Central	a			0703		0756		0841	0858	0912	0922	—	0940	0949		1012	1022	—	1041	1049		1112	1122	—	1141	1149	1212		
Southampton Central	d			0621	0705	0721	0800	0819	0843	0900	0930	0924	0930	0943	0951		1030	1024	1030	1043	1051		1130	1124	1130	1143	1151	1230	
Totton	d			0626	0710	0726	0805	0824		0905	—					—						—					—		
Ashurst (New Forest)	d			0631		0731		0829										1040											
Beaulieu Road	d							0833																					
Brockenhurst	a			0639	0721	0739	0816	0839	0856	0916		0937	0951	0957	1004	—	1037	1051	1057	1104	—		1137	1151	1157	1204	—		
Brockenhurst	d		0615	0640	0722	0740	0817	0840	0858	0917		0938	1016	0958	1005	1016		1038	1116	1058	1105	1116		1138	1216	1158	1205	1216	
Sway	d		0620	0644	0726	0744	0821	0845		0921			—			1020			—			1120		—				1220	
New Milton	d		0625	0649	0731	0749	0826	0850		0926		0945				1025		1045				1125						1225	
Hinton Admiral	d		0629	0653	0735	0753	0830	0854		0930						1029						1129						1229	
Christchurch	d		0634	0658	0740	0758	0835	0859		0935		0952				1034		1052				1134						1234	
Pokesdown for Boscombe	d		0637	0702	0744	0802	0839	0902		0939						1038		1056				1138						1238	
Bournemouth	a		0641	0706	0748	0806	0843	0906	0914	0943		1000		1011	1020	1042		1100		1113	1120	1142			1200		1212	1220	1242
Bournemouth	d	0611	0644	0711	0749	0811	0844	0911		0944		1004			1024	1043		1104			1124	1143			1204			1224	1243
Branksome	d	0616	0649	0716	0754	0816	0849	0916		0949					1029	1048					1129	1148						1229	1248
Parkstone	d	0619	0652	0719	0757	0819	0852	0919		0952					1032	1051					1132	1151						1232	1251
Poole	d	0624	0657	0724	0802	0824	0857	0924		0957		1014			1037	1055a		1114			1137	1155a			1214			1237	1255a
Hamworthy	d	0629	0702	0729	0807	0829	0902	0929		1002		1019			1042			1119			1142				1219			1242	
Holton Heath	d	0633	0706	0733		0833		0933				1023					1123								1223				
Wareham	d	0638	0711	0738	0814	0838	0909	0938		1009		1028			1049			1128		1149					1228			1249	
Wool	d	0644	0717	0744	0820	0844	0915	0944				1035					1135								1235				
Moreton	d	0650	0723	0750	0826	0850	0921	0950				1041					1141								1241				
Dorchester South	d	0658	0731	0758	0834	0858	0929	0958		1027		1049		1105			1149		1205						1249			1305	
Upwey	d	0705	0738	0805	0841	0905	0936	1005				1055					1155								1255				
Weymouth	a	0709	0742	0809	0845	0909	0940	1009				1035					1200								1300			1313	

Late night and weekend trains may be altered due to engineering works.

Please check at www.southwesternrailway.com before travelling.

For guide to notes and symbols see end of timetable.

SATURDAY

London Waterloo, Woking and Basingstoke to Bournemouth, Poole and Weymouth

Operator	Notes	SW	SW	XC	SW	SW	SW	SW	XC	SW	SW	SW	SW	SW	XC	SW	SW	SW	SW	SW	XC	SW	SW	SW	SW	SW	XC	SW			
London Waterloo	d	1105			1135	1139	1205			1235		1239	1305			1335	1339	1405			1435	1439	1505					1535			
Clapham Junction	d	1112u			1127k	1146u	1212u			1227k		1246u	1312u			1327k	1346u	1412u			1427k	1446u	1512u					1527k			
Woking	d	1116b			1200		1216b			1300			1316b			1400					1500							1600			
Reading	d	1107b		1146			1220z		1246				1307b		1346						1452						1546				
Basingstoke	d	1149		1210		1233	1249		1310			1333	1349		1410		1433	1449			1510		1533	1549		1610					
Winchester	d	1205		1225	1233	1249	1305		1325	1333		1349	1405		1425	1433	1449	1505			1525	1533	1549	1605		1625	1633				
Eastleigh	d			1221t		1300			1321t			1400			1421t		1500				1521t		1600				1621t				
Southampton Airport	d	1214		1233	1242	1305	1314		1333	1342		1405	1414		1433	1442	1505	1514			1533	1542	1605	1614		1633	1642				
Southampton Central	a	1222	—	1241	1249	1312	1322	—	1341	1349		1412	1422	—	1441	1449	1512	1522	—		1541	1549	1612	1622	—	1641	1649				
Southampton Central	d	1224	1230	1243	1251		1330	1324	1330	1343	1351		1430	1424	1430	1443	1451			1530	1524	1530	1543	1551		1630	1624	1630	1643	1651	
Totton	d		1235				1335						1435							1535						1635					
Ashurst (New Forest)	d		1240				1340						1440							1540						1640					
Beaulieu Road	d						1344													1544											
Brockenhurst	a	1237	1251	1257	1304	—	1337	1351	1357	1404	—		1437	1451	1457	1504	—		1537	1551	1557	1604	—		1637	1651	1657	1704			
Brockenhurst	d	1238	1316	1258	1305	1316		1338	1416	1358	1405	1416		1438	1516	1458	1505	1516		1538	1616	1558	1605	1616		1638	1716	1658	1705		
Sway	d		—			1320			—			1420			—					1520			1620			—					
New Milton	d	1245				1325		1345				1425		1445						1525			1625			1645					
Hinton Admiral	d					1329						1429								1529			1629								
Christchurch	d	1252				1334		1352				1434		1452						1534			1634			1652					
Pokesdown for Boscombe	d	1256				1338		1356				1438		1456						1538			1638			1656					
Bournemouth	a	1300		1312	1320	1342		1400		1412	1420	1442		1500		1512	1520	1542			1612	1620	1642			1700		1712	1720		
Bournemouth	d	1304			1324	1343		1404				1424	1443		1504					1524	1543		1604			1624	1643		1704		1724
Branksome	d				1329	1348						1429	1448							1529	1548		1629	1648				1729			
Parkstone	d				1332	1351						1432	1451							1532	1551		1632	1651				1732			
Poole	d	1314			1337	1355a		1414				1437	1455a		1514					1537	1555a		1637	1655a			1714	1737			
Hamworthy	d	1319			1342		1419					1442		1519						1542			1619	1642			1719	1742			
Holton Heath	d	1323					1423							1523									1623				1723				
Wareham	d	1328			1349		1428					1449		1528						1549			1628	1649			1728	1749			
Wool	d	1335					1435							1535									1635				1735				
Moreton	d	1341					1441							1541									1641				1741				
Dorchester South	d	1349			1405		1449			1505				1549			1605						1649	1706			1749	1805			
Upwey	d	1355					1455							1555									1655				1755				
Weymouth	a	1400			1413		1500				1513			1600						1613			1700			1800		1813			

Late night and weekend trains may be altered due to engineering works.

Please check at www.southwesternrailway.com before travelling.

For guide to notes and symbols see end of timetable.

SATURDAY

London Waterloo, Woking and Basingstoke to Bournemouth, Poole and Weymouth

Operator	Notes	SW	SW	SW	SW	XC	SW	SW	SW	SW	SW	XC	SW	SW	SW	SW	XC	SW	SW	SW	SW	SW	XC	SW	SW	SW	XC	SW		
London Waterloo	d		1539	1605			1635		1639	1705			1735		1739	1805			1835		1839	1905			1935		2005		2035	
Clapham Junction	d		1546u	1612u			1627k		1646u	1712u			1727k		1746u	1812u			1827k		1846u	1912u			1927k		2012u		2027k	
Woking	d			1616b			1700			1716b			1800			1816b			1900			1916b			2000		2016b		2100	
Reading	d			1620z		1646				1707b		1752			1807b			1852				1907b		1946		2007b		2046		
Basingstoke	d		1633	1649		1710			1733	1749		1810		1833	1849			1910			1933	1949		2010		2049		2110		
Winchester	d		1649	1705		1725	1733		1749	1805		1825	1833	1849	1905			1925	1933		1949	2005		2025	2033	2105	2125	2133		
Eastleigh	d		1700			1721t			1800			1821t		1900			1921t			2000			2021t		2042		2114	2132	2142	
Southampton Airport	d		1705	1714		1733	1742		1805	1814		1833	1842	1905	1914			1933	1942		2005	2014		2033	2042	2114	2132	2142		
Southampton Central	a		1712	1722	—	1741	1749		1814	1822	—	1841	1849	1912	1922	—	1941	1949		2014	2022	—	2041	2049	2122	2140	2149			
Southampton Central	d		1730	1724	1730	1743	1751		1830	1824	1830	1843	1851		1930	1924	1930	1943	1951		2030	2024	2030	2043	2051		2124	2143	2151	
Totton	d		—		1735				—		1835				—						—						2129			
Ashurst (New Forest)	d				1740						1840																2134			
Beaulieu Road	d				1744																									
Brockenhurst	a	—		1737	1751	1757	1804	—		1837	1851	1857	1904	—		1937	1951	1957	2004	—		2037	2051	2057	2104	—	2142	2156	2204	
Brockenhurst	d	1716		1738	1816	1758	1805	1816		1838	1916	1858	1905	1916		1938	2016	1958	2005	2016		2038	2116	2058	2105	2116	2143	2157	2205	
Sway	d	1720			—			1820			—			1920			—			2020			—			2120	2147			
New Milton	d	1725		1745				1825		1845				1925		1945				2025		2045				2125	2152			
Hinton Admiral	d	1729						1829						1929						2029						2129	2156			
Christchurch	d	1734		1752				1834		1852				1934		1952				2034		2052				2134	2201			
Pokesdown for Boscombe	d	1738		1756				1838		1856				1938		1956				2038		2056				2138	2205			
Bournemouth	a	1742		1800		1812	1820	1842		1900		1912	1920	1942		2000		2012	2020	2042		2100		2112	2120	2142	2209	2215	2220	
Bournemouth	d	1743		1804			1824	1843		1904			1924	1943		2004				2024	2043		2104			2124	2143	2210		2224
Branksome	d	1748					1829	1848					1929	1948						2029	2048					2129	2148	2215	2229	
Parkstone	d	1751					1832	1851					1932	1951						2032	2051					2132	2151	2218	2232	
Poole	d	1755a		1814			1837	1855a		1914			1937	1955a		2014				2037	2055a		2114			2137	2155a	2223a	2237	
Hamworthy	d			1819			1842			1919			1942			2019				2042		2119				2142		2242		
Holton Heath	d			1823						1923						2023														
Wareham	d			1828			1849			1928			1949			2028				2049		2128				2149		2249		
Wool	d			1835						1935						2035						2135				2155		2255		
Moreton	d			1841						1941						2041						2141				2201		2301		
Dorchester South	d			1849			1905			1949			2005			2049				2105		2149				2209		2309		
Upwey	d			1855						1955						2055						2155				2216		2316		
Weymouth	a			1900			1913			2000			2013			2100						2200				2220		2320		

Late night and weekend trains may be altered due to engineering works.
Please check at www.southwesternrailway.com before travelling.

For guide to notes and symbols see end of timetable.

SATURDAY

London Waterloo, Woking and Basingstoke to Bournemouth, Poole and Weymouth

Operator	Notes	SW I	XC I	SW I	SW I	SW I	SW	SW																									
London Waterloo	d	2105		2135	2205	2235	2305	0005																									
Clapham Junction	d	2112u		2127k	2212u	2227k	2312u	0012u																									
Woking	d	2132		2200	2232	2300	2332	0037																									
Reading	d	2107b	2150		2222z	2250z	2308b																										
Basingstoke	d	2152	2210		2252	2310z	2352	0056																									
Winchester	d	2208	2227	2233	2308	2333	0011	0113																									
Eastleigh	d	2217	2222t		2317	2323z	0020	0122																									
Southampton Airport	d	2222	2235	2242	2322	2342	0025	0126																									
Southampton Central	a	2229	2242	2249	2329	2349	0034	0135																									
Southampton Central	d	2230	2244	2251	2330	2351	0035	0137																									
Totton	d	2236			2336		0040s	0142s																									
Ashurst (New Forest)	d	2240			2340																												
Beaulieu Road	d																																
Brockenhurst	a	2248	2258	2304	2348	0004	0051s	0153s																									
Brockenhurst	d	2249	2300	2305	2349	0005																											
Sway	d	2254			2354																												
New Milton	d	2259			2358		0059s	0200s																									
Hinton Admiral	d	2303			0002																												
Christchurch	d	2308			0007		0106s	0207s																									
Pokesdown for Boscombe	d	2311			0011		0110s	0211s																									
Bournemouth	a	2315	2319	2322	0015	0021	0114	0215																									
Bournemouth	d	2317		2326	0016	0022	0115																										
Branksome	d	2322		2331	0021	0027	0120s																										
Parkstone	d	2325		2334	0024	0030	0123s																										
Poole	d	2329a		2339	0030a	0035a	0127a																										
Hamworthy	d			2344																													
Holton Heath	d																																
Wareham	d			2350																													
Wool	d			2357																													
Moreton	d			0003																													
Dorchester South	d			0011																													
Upwey	d			0017																													
Weymouth	a			0022																													

Late night and weekend trains may be altered due to engineering works. Please check at www.southwesternrailway.com before travelling.

For guide to notes and symbols see end of timetable.

SUNDAY

London Waterloo, Woking and Basingstoke to Bournemouth, Poole and Weymouth

Operator	Notes	SW	SW D	SW	SW D	SW	SW D	XC	XC I	SW	SW D	XC	XC I	SW	SW D	XC	XC I	SW	SW D	XC	XC I	SW	SW D	XC	XC I	SW	SW D	XC	XC I						
London Waterloo	d				0754	0835	0854			0935	0954			1035	1054			1135	1154			1235	1254			1335	1354			1435	1454			1535	1605
Clapham Junction	d				0803u	0845u	0903u			0945u	1003u			1045u	1103u			1145u	1203u			1245u	1303u			1342u	1403u			1442u	1503u			1542u	1612u
Woking	d				0828	0909	0928			1009	1028			1108	1128			1208	1228			1308	1328			1407	1428			1507	1528			1607	1637
Reading	d				0737b		0837b	0952				1052				1152			1252				1352			1452			1552			1652			1652
Basingstoke	d		0748		0848	0929	0948	1012	1029	1048	1110	1128	1148	1210	1228	1248	1310	1328	1348	1410	1428	1448	1510	1528	1548	1610	1628	1657	1710			1657	1710		
Winchester	d		0808		0908	0946	1008	1027	1046	1108	1125	1144	1208	1225	1244	1308	1325	1344	1408	1425	1444	1508	1525	1544	1608	1625	1644	1714	1725			1644	1714		
Eastleigh	d		0822		0922		1022				1122			1222			1322			1422			1522			1622			1723			1622	1723		
Southampton Airport	d		0827		0927	0955	1027	1036	1055	1127	1134	1153	1227	1234	1253	1327	1334	1353	1427	1434	1453	1527	1534	1553	1627	1634	1653	1727	1734			1653	1734		
Southampton Central	a		0834		0934	1002	1034	1042	1102	1134	1142	1200	1234	1242	1300	1334	1342	1400	1434	1442	1500	1534	1542	1600	1634	1642	1700	1734	1740			1700	1734		
Southampton Central	d		0835	0903	0935	1003	1035	1049	1103	1135	1149	1203	1235	1249	1303	1335	1349	1403	1435	1449	1503	1535	1548	1603	1635	1649	1703	1736	1749			1635	1749		
Totton	d		0841		0941		1041				1141			1241			1341			1441			1541			1641			1741			1641	1741		
Ashurst (New Forest)	d		0845		0945		1045				1145			1245			1345			1445			1545			1645			1746			1645	1746		
Beaulieu Road	d		0850		0950		1050				1150			1250			1350			1450			1550			1650			1750			1650	1750		
Brockenhurst	a		0856	0916	0956	1017	1056	1106	1117	1156	1206	1216	1256	1306	1316	1356	1406	1416	1456	1506	1516	1556	1603	1616	1656	1706	1716	1756	1806			1656	1806		
Brockenhurst	d		0857	0917	0957	1018	1057	1111	1118	1157	1211	1217	1257	1311	1317	1357	1411	1417	1457	1511	1517	1557	1611	1617	1657	1711	1717	1757	1811			1657	1811		
Sway	d		0901		1001		1101				1201			1301			1401			1501			1601			1701			1802			1701	1802		
New Milton	d		0906	0924	1006	1025	1106		1125	1206		1224	1306		1324	1406		1424	1506		1524	1606		1624	1706		1724	1807			1606	1807			
Hinton Admiral	d		0910		1010		1110				1210			1310			1410			1510			1610			1710			1811			1610	1811		
Christchurch	d		0915		1015		1115				1215			1315			1415			1515			1615			1715			1816			1615	1816		
Pokesdown for Boscombe	d		0919		1019		1119				1219			1319			1419			1519			1619			1719			1819			1619	1819		
Bournemouth	a		0923	0934	1023	1035	1123	1126	1135	1223	1226	1234	1323	1326	1334	1423	1426	1434	1523	1526	1534	1623	1626	1634	1723	1726	1734	1823	1826			1623	1826		
Bournemouth	d	0839	0927	0939	1024	1039	1124		1139	1224		1239	1324		1339	1424		1439	1524		1539	1624		1639	1724		1739	1825			1624	1825			
Branksome	d	0844		0944		1044			1144			1244			1344			1444			1544			1644			1744			1644	1744				
Parkstone	d	0847		0947		1047			1147			1247			1347			1447			1547			1647			1747			1647	1747				
Poole	d	0851	0936a	0951	1033a	1133a			1151	1233a		1251	1333a		1351	1433a		1451	1533a		1551	1633a		1651	1733a		1751	1834a			1651	1834a			
Hamworthy	d	0856		0956		1056			1156			1256			1356			1456			1556			1656			1756			1656	1756				
Holton Heath	d																																		
Wareham	d	0903		1003		1103			1203			1303			1403			1503			1603			1703			1803			1603	1803				
Wool	d	0910		1010		1110			1210			1310			1410			1510			1610			1710			1810			1610	1810				
Moreton	d	0916		1016		1116			1216			1316			1416			1516			1616			1716			1816			1616	1816				
Dorchester South	d	0924		1024		1124			1224			1324			1424			1524			1624			1724			1824			1624	1824				
Upwey	d	0931		1031		1131			1231			1331			1431			1531			1631			1731			1831			1631	1831				
Weymouth	a	0935		1035		1135			1235			1335			1435			1535			1635			1735			1835			1635	1835				

Late night and weekend trains may be altered due to engineering works.
Please check at www.southwesternrailway.com before travelling.

For guide to notes and symbols see end of timetable.

SUNDAY

London Waterloo, Woking and Basingstoke to Bournemouth, Poole and Weymouth

Operator	Notes	SW	SW	XC	SW	SW	XC	SW	SW	XC	SW	SW	XC	SW	SW	SW	SW	SW																					
London Waterloo	d	1635	1705		1735	1805		1835	1905		1935	2005		2035	2105	2135	2205	2305																					
Clapham Junction	d	1642u	1712u		1742u	1812u		1842u	1912u		1942u	2012u		2042u	2112u	2142u	2212u	2312u																					
Woking	d	1707	1737		1807	1837		1907	1937		2007	2037		2107	2137	2207	2237	2337																					
Reading	d			1752			1852			1952			2052		2152z		2238b																						
Basingstoke	d	1728	1757	1810	1828	1857	1910	1928	1957	2010	2028	2057	2110	2128	2157	2228	2257	2357																					
Winchester	d	1744	1814	1825	1844	1914	1925	1944	2014	2025	2044	2114	2125	2144	2214	2244	2314	0014																					
Eastleigh	d		1823			1923			2023			2123			2223		2323	0024																					
Southampton Airport	d	1753	1827	1834	1853	1927	1934	1953	2027	2034	2053	2127	2134	2153	2227	2253	2327	0028																					
Southampton Central	a	1800	1834	1842	1900	1934	1940	2000	2034	2041	2100	2134	2142	2200	2234	2300	2334	0038																					
Southampton Central	d	1803	1836	1848	1903	1936	1949	2003	2036	2049	2103	2136	2149	2203	2236	2303	2336	0042																					
Totton	d		1841			1941			2041			2141			2241		0047s																						
Ashurst (New Forest)	d		1846			1946			2046			2146			2246																								
Beaulieu Road	d		1850			1950			2050			2150			2250																								
Brockenhurst	a	1816	1856	1903	1916	1956	2006	2016	2056	2106	2116	2156	2206	2216	2256	2316	2354	0058s																					
Brockenhurst	d	1817	1857	1911	1917	1957	2011	2017	2057	2111	2117	2157	2211	2217	2257	2317	2355																						
Sway	d	1902	1902			2002			2102			2202			2302		2359																						
New Milton	d	1824	1907		1924	2007		2024	2107		2124	2207		2224	2307	2324	0004	0106s																					
Hinton Admiral	d		1911			2011			2111			2211			2311		0008																						
Christchurch	d		1916			2016			2116			2216			2316		0013	0113s																					
Pokesdown for Boscombe	d		1919			2019			2119			2219			2319		0017	0117s																					
Bournemouth	a	1834	1923	1926	1934	2023	2026	2034	2123	2126	2134	2223	2226	2234	2323	2334	0021	0121																					
Bournemouth	d	1839	1925		1939	2025		2039	2125		2139	2225		2239	2325	2339	0022	0122																					
Branksome	d	1844			1944			2044			2144			2244		2344	0027	0127s																					
Parkstone	d	1847			1947			2047			2147			2247		2347	0030	0130s																					
Poole	d	1851	1934a		1951	2034a		2051	2134a		2151	2234a		2251	2334a	2351	0034a	0134a																					
Hamworthy	d	1856			1956			2056			2156			2256		2356																							
Holton Heath	d																																						
Wareham	d	1903			2003			2103			2203			2303		0003																							
Wool	d	1910			2010			2110			2210			2310		0010																							
Moreton	d	1916			2017			2117			2217			2317		0017																							
Dorchester South	d	1924			2025			2125			2225			2325		0025																							
Upwey	d	1931			2032			2132			2232			2332		0032																							
Weymouth	a	1935			2036			2136			2236			2336		0036																							

Late night and weekend trains may be altered due to engineering works.
Please check at www.southwesternrailway.com before travelling.

For guide to notes and symbols see end of timetable.

GUIDE TO NOTES AND SYMBOLS

First Class accommodation also available on all trains shown in **bold type**.

A Also calls at Millbrook 0721 and Redbridge 0725.

B Also calls at Millbrook 0821 and Redbridge 0824.

C Also calls at Redbridge 1710.

D Divides during journey - please make sure you are in the correct portion.

SW Operated by South Western Railway.

S Standard class accommodation only.

XC Operated by CrossCountry
 · Seat reservations available
 · Cycle reservations recommended.

a Arrival time.

b Change at Basingstoke.

c **Runs 3 minutes later until 7 October.**

d Departure time.

e **Runs 2 minutes later until 7 October.**

f **Runs 5 minutes later until 7 October.**

g **Arrives 5 minutes earlier until 7 October.**

k Change at Woking.

r Change at Winchester.


s Stops to let passengers leave the train only.

t Change at Southampton Airport Parkway.

u Stops to let passengers join the train only.

v Change at Eastleigh.


z Change at Southampton Central.

 Catering (trolley service) available for all or part of the journey.

 Continued in later column.


 Continued from earlier column.

 Train attaches to another.

 Train divides.

★ **Passengers travelling with cycles may not join or leave services at stations with train times shown in blue.**


 Car Park.

 Minimum connection time where different from the standard five minutes.

† Station is **closed** on Sunday.


§ For details of additional trains, please see page 22.

‡ For services to and from Lymington please see Pocket Timetable 27.


 For details of buses from Wareham station to Corfe Castle and Swanage, telephone 01202 338420. For information on the Swanage Railway visit **swanagerailway.co.uk**


← Southampton Airport - station is a short walk from the airport terminal.

← Woking - Railair coach link between Woking station and Heathrow Airport. Visit **nationalexpress.com** for details.

 Station is approximately 3 miles from Beaulieu village. There are NO bus services from Beaulieu Road station.

For bus services to the National Motor Museum telephone 01202 338421 or 01202 338420.

 Station for Southampton City Centre and the Docks. Also buses for Red Funnel Ferries to Cowes, Isle of Wight, (**redfunnel.co.uk**) and the Hythe ferry (**hytheferry.co.uk**).

 Interchange for London Underground. Visit **tfl.gov.uk** for details.

Travelling after midnight?

Trains which run after midnight are shown at the end of the day.

Times shown in green

Times shown in green type vary during the period of the timetable. Please see note next to or above time.

Cycles on trains

At peak times the following restrictions apply in the area bounded by Reading, Hook, Alton, Guildford and Dorking.

Passengers travelling with cycles may not join or leave from services timed to arrive in London Waterloo between 0715 and 1000 inclusive and departing London Waterloo between 1645 and 1900 Monday to Friday.

STATION INFORMATION

See notes for explanation of symbols.

Weymouth			
Upwey			
Dorchester South			
Moreton			
Wool			
Wareham			
Holton Heath			†
Hamworthy			
Poole		④	
Parkstone			
Branksome			
Bournemouth			
Pokesdown for Boscombe			
Christchurch			
Hinton Admiral			
New Milton			
Sway			
Brockenhurst		⑤	‡
Beaulieu Road			§
Ashurst (New Forest)			
Totton			
Southampton Central			
Southampton Airport			←
Eastleigh		③	
Winchester			
Basingstoke			
Reading		⑦	
Woking			←
Clapham Junction		⑩	
London Waterloo		⑩	



Visit us at southwesternrailway.com

- Buying tickets online
- Special offers and days out
- Live train information
- Plan your journey
- Train times
- Latest news



Free Travel Alerts southwesternrailway.com/alerts

Keeping our registered customers up-to-date with their service running information, delays and alterations.



Twitter Customer Service [@SW_Railway](https://twitter.com/SW_Railway) [@SW_Help](https://twitter.com/SW_Help)

Follow South Western Railway on Twitter and be the first to know what's happening on our network.



[Facebook.com/SWRailway](https://www.facebook.com/SWRailway)

Providing South Western Railway network information and details of our latest offers.



Customer Service Centre **0345 6000 650**

Our UK based team are available 7 days a week from 6am to 10pm for:

- Ticket sales by credit or debit card
- Comments and suggestions



Assisted Travel **0800 5282 100** **Textphone 0800 6920 792**

A freephone service open 6am - 10pm for older and disabled passengers. We recommend booking assistance at **24 hours in advance**.



National Rail Enquiries **03457 48 49 50**

Train times, fares and rail information.

First MTR South Western Trains Limited (trading as South Western Railway) accepts no liability for any inaccuracy in the information contained in this timetable which is subject to alteration.

First MTR South Western Trains Limited. Registered in England and Wales 07900320. Registered office: 50 Eastbourne Terrace, Paddington, London, W2 6LG. A FirstGroup and MTR company.

PTT28 0817

South Western Railway



Please Recycle