

1

Kingston Loop and Shepperton to London Waterloo



Train times

10 December 2017 to 19 May 2018

Your timetable

This pocket timetable shows the full service between Shepperton, Kingston and London Waterloo, and services between Kingston, Teddington and London Waterloo via Richmond.

Our mini-guides offer an even more convenient summary of services and are designed to fit easily into a wallet, purse or ticket holder. Mini-guides are available from staffed stations.

Mini-guide routes relevant to this timetable are:

- **Richmond to London Waterloo - no. 41**
- **Twickenham to London Waterloo - no. 43**

Buy a ticket before you board

You need to buy a valid ticket before you board your train.

We know that the vast majority of our passengers buy a valid ticket before travelling and we have a duty to those passengers to make sure no one travels without paying. For this reason, we run a penalty fares scheme across most of our network.

If you travel to or from a station within the penalty fares area without a valid ticket, you may be liable for a penalty fare of £20 or twice the single fare to the next station at which your train stops (whichever is higher). You will then be required to buy a ticket for the remainder of the journey.

We have a policy to prosecute all deliberate fare evaders, wherever possible.

Changes to train times

Network Rail needs to do engineering work to maintain and improve the rail network. Much of this work is done at weekends and during the holiday periods, but some work also needs to be done overnight during the week.

Buses will replace train services where lines are closed for work to take place. We may also have to alter train services over a wider area.

We advise that you check for any changes to train times before using weekend, late evening or early morning services.

Please look for the 'Changes to train times' posters at stations or visit our website at **[southwesternrailway.com](https://www.southwesternrailway.com)**

No smoking policy

For the comfort of all our customers, smoking and the use of e-cigarettes is not permitted on any part of our trains or stations.

You can smoke outside the station entrance or in our car parks.

Cycles on trains

The services in this timetable have limited room for cycles so we have had to apply some restrictions. The ★ symbol, with train times printed in **blue**, show restricted trains. These restrictions are explained in the 'Guide to notes and symbols' section.

We will carry folding cycles on any train as long as they can be folded small enough to be carried safely in the luggage rack. Cycles are not allowed on buses that replace trains during engineering works.

text BRITISH
TRANSPORT
POLICE

61016

Report crime or incidents
on your train or at your station - discreetly

let's make a difference



Man drunk causing trouble
at Plainfields station

Very **rowdy** on
11pm train to
Beryford.
Please send help!

Teens vandalising
Eastbridge station
Platform 4



BRITISH
TRANSPORT
POLICE

In an emergency call **999**

Your first text may incur a small charge
depending on your network provider

MONDAY TO FRIDAY

London Waterloo and Wimbledon to Kingston, Richmond and the Shepperton branch

	Notes	A		★		★	★ A			★	★ A	D		★	★ A		★	★											
London Waterloo	d		0512		0550c	0612	0627			0642	0657			0712	0727		0742	0757	0812	0827	0842	0857	0912	0927	0942	0957	1012	1027	1042
Vauxhall	d		0516		0554c	0616	0631			0646	0701			0716	0731		0746	0801	0816	0831	0846	0901	0916	0931	0946	1001	1016	1031	1046
Clapham Junction	d		0521		0559c	0621	0636			0651	0706			0721	0736		0751	0806	0821	0836	0851	0906	0921	0936	0951	1006	1021	1036	1051
Earlsfield	d		0524		0602c	0624	0639			0654	0709			0724	0739		0754	0809	0824	0839	0854	0909	0924	0939	0954	1009	1024	1039	1054
Wimbledon	d		0528		0613	0628	0643			0658	0713			0728	0743		0758	0813	0828	0843	0858	0913	0928	0943	0958	1013	1028	1043	1058
Raynes Park	d		0531		0616	0631	0646			0701	0716			0731	0746		0801	0816	0831	0846	0901	0916	0931	0946	1001	1016	1031	1046	1101
New Malden	d		0534		0619	0634	0649			0704	0719			0734	0749		0804	0819	0834	0849	0904	0919	0934	0949	1004	1019	1034	1049	1104
Norbiton	d		0537		0622	0637	0652			0707	0722			0737	0752		0807	0822	0837	0852	0907	0922	0937	0952	1007	1022	1037	1052	1107
Kingston	a		0540		0625	0640	0655			0710	0725			0740	0755		0810	0825	0840	0855	0910	0925	0940	0955	1010	1025	1040	1055	1110
Kingston	d		0540	0559	0629	0640	0659			0710	0729			0740	0759		0810	0829	0840	0859	0910	0929	0940	0959	1010	1029	1040	1059	1110
Hampton Wick	d		0542	0601	0631	0642	0701			0712	0731			0742	0801		0812	0831	0842	0901	0912	0931	0942	1001	1012	1031	1042	1101	1112
Teddington	d		0545	0605	0635	0645	0705			0715	0735			0745	0805		0815	0835	0845	0905	0915	0935	0945	1005	1015	1035	1045	1105	1115
Fulwell	d		0549			0649			0707	0719			0733	0749			0819		0849		0919		0949		1019		1049		1119
Hampton	d		0553			0653			0710	0723			0736	0753			0823		0853		0923		0953		1023		1053		1123
Kempton Park	d								0714				0740	0756			0826		0856		0926		0956		1026		1056		1126
Sunbury	d		0557			0657			0715	0727			0741	0758			0828		0858		0928		0958		1028		1058		1128
Upper Halliford	d		0559			0659			0717	0729			0744	0800			0830		0900		0930		1000		1030		1100		1130
Shepperton	a		0604			0705			0723	0735			0749	0805			0835		0905		0935		1005		1035		1105		1135
Strawberry Hill	d	0538		0608	0638		0708	0714			0738	0744			0808	0814		0838		0908		0938		1008		1038		1108	
Twickenham	d	0543		0613	0643		0713	0727			0743	0757			0813	0827		0843		0913		0943		1013		1043		1113	
St Margarets	d	0545		0615	0645		0715	0729			0745	0759			0815	0829		0845		0915		0945		1015		1045		1115	
Richmond	d	0549		0619	0649		0719	0732			0748	0802			0819	0832		0849		0919		0949		1019		1049		1119	
North Sheen	d	0551		0621	0651		0721	0734			0750	0804			0821	0834		0851		0921		0951		1021		1051		1121	
Mortlake	d	0553		0623	0653		0723	0737			0753	0807			0823	0837		0853		0923		0953		1023		1053		1123	
Barnes	d	0556		0626	0656		0726	0740			0756	0810			0826	0840		0856		0926		0956		1026		1056		1126	
Putney	d	0559		0629	0659		0729	0743			0759	0813			0829	0843		0859		0929		0959		1029		1059		1129	
Wandsworth Town	d	0602		0632	0702		0732	0746			0802	0816			0832	0846		0902		0932		1002		1032		1102		1132	
Clapham Junction	d	0605		0635	0705		0735	0749			0805	0819			0835	0849		0905		0935		1005		1035		1105		1135	
Queenstown Road	d	0608		0638	0708		0738	0752			0808	0822			0838	0852		0908		0938		1008		1038		1108		1138	
Vauxhall	d	0612		0642	0712		0742	0756			0812	0826			0842	0856		0912		0942		1012		1042		1112		1142	
London Waterloo	a	0616		0646	0718		0748	0804			0818	0834			0849	0904		0918		0948		1016		1046		1116		1146	

Late night and weekend trains may be altered due to engineering works.
Please check at southwesternrailway.com before travelling.

★ Passengers travelling with cycles may not join or leave services at stations with train times shown in blue.
For guide to all other notes and symbols see end of timetable.

MONDAY TO FRIDAY

London Waterloo and Wimbledon to Kingston, Richmond and the Shepperton branch

Notes																			★		★	★	★B	★	★	★B	★	
London Waterloo	d	1057	1112	1127	1142	1157													1642	1657		1712	1727	1743	1742	1757	1813	1812
Vauxhall	d	1101	1116	1131	1146	1201													1646	1701		1716	1731	1747	1747	1801	1817	1817
Clapham Junction	d	1106	1121	1136	1151	1206													1651	1706		1721	1736	1753	1752	1806	1823	1822
Earlsfield	d	1109	1124	1139	1154	1209													1654	1709		1724	1739		1755	1809		1825
Wimbledon	d	1113	1128	1143	1158	1213													1658	1713		1728	1743		1759	1813		1829
Raynes Park	d	1116	1131	1146	1201	1216													1701	1716		1731	1746		1802	1816		1832
New Malden	d	1119	1134	1149	1204	1219													1704	1719		1734	1749		1805	1819		1835
Norbiton	d	1122	1137	1152	1207	1222													1707	1722		1737	1752		1808	1822		1838
Kingston	a	1125	1140	1155	1210	1225													1710	1725		1740	1755		1811	1825		1841
Kingston	d	1129	1140	1159	1210	1229													1710	1729		1740	1759		1811	1829		1841
Hampton Wick	d	1131	1142	1201	1212	1231													1712	1731		1742	1801		1813	1831		1843
Teddington	d	1135	1145	1205	1215	1235													1715	1735		1745	1805		1816	1835		1846
Fulwell	d		1149		1219														1719			1749		1813	1820		1843	1850
Hampton	d		1153		1223														1723			1753		1817	1824		1847	1854
Kempton Park	d		1156		1226														1726			1756		1821	1827			1857
Sunbury	d		1158		1228														1728			1758		1821	1829		1851	1859
Upper Halliford	d		1200		1230														1730			1800		1823	1831		1853	1901
Shepperton	a		1205		1235														1735			1806		1828	1840		1858	1910
Strawberry Hill	d	1138		1208		1238														1708	1731		1738	1759		1808		1838
Twickenham	d	1143		1213		1243														1713	1735		1743	1803		1813		1843
St Margarets	d	1145		1215		1245														1715	1645		1745	1805		1815		1845
Richmond	d	1149		1219		1249														1719	1740		1749	1808		1819		1849
North Sheen	d	1151		1221		1251														1721			1751	1810		1821		1851
Mortlake	d	1153		1223		1253														1723			1753	1813		1823		1853
Barnes	d	1156		1226		1256														1726			1756	1816		1826		1856
Putney	d	1159		1229		1259														1729			1759	1819		1829		1859
Wandsworth Town	d	1202		1232		1302														1732			1802		1832		1902	
Clapham Junction	d	1205		1235		1305														1735	1749		1805	1824		1835		1905
Queenstown Road	d	1208		1238		1308														1738			1808		1838		1908	
Vauxhall	d	1212		1242		1312														1742	1755		1812	1830		1842		1912
London Waterloo	a	1216		1246		1316														1749	1802		1819	1834		1849		1916

and at the same minutes past each hour until

 Late night and weekend trains may be altered due to engineering works. Please check at [southwesternrailway.com](https://www.southwesternrailway.com) before travelling.

★ Passengers travelling with cycles may not join or leave services at stations with train times shown in blue. For guide to all other notes and symbols see end of timetable.

MONDAY TO FRIDAY

London Waterloo and Wimbledon to Kingston, Richmond and the Shepperton branch

Notes		★	★ B	★	★																						
London Waterloo	d	1827	1843	1842	1857	1912	1927	1942	1957	2012	2027	2042	2057	2112	2127	2142	2157	2212	2227	2242	2257	2312	2327	2357	0042		
Vauxhall	d	1831	1847	1847	1901	1917	1931	1946	2001	2016	2031	2046	2101	2116	2131	2146	2201	2216	2231	2246	2301	2316	2331	0001	0046		
Clapham Junction	d	1836	1853	1852	1906	1922	1936	1951	2006	2021	2036	2051	2106	2121	2136	2151	2206	2221	2236	2251	2306	2321	2336	0006	0051		
Earlsfield	d	1839		1855	1909	1925	1939	1954	2009	2024	2039	2054	2109	2124	2139	2154	2209	2224	2239	2254	2309	2324	2339	0009			
Wimbledon	d	1843		1859	1913	1929	1943	1958	2013	2028	2043	2058	2113	2128	2143	2158	2213	2228	2243	2258	2313	2328	2343	0013	0105		
Raynes Park	d	1846		1902	1916	1932	1946	2001	2016	2031	2046	2101	2116	2131	2146	2201	2216	2231	2246	2301	2316	2331	2346	0016	0108		
New Malden	d	1849		1905	1919	1935	1949	2004	2019	2034	2049	2104	2119	2134	2149	2204	2219	2234	2249	2304	2319	2334	2349	0019	0111		
Norbiton	d	1852		1908	1922	1938	1952	2007	2022	2037	2052	2107	2122	2137	2152	2207	2222	2237	2252	2307	2322	2337	2352	0022	0114		
Kingston	a	1855		1911	1925	1941	1955	2010	2025	2040	2055	2110	2125	2140	2155	2210	2225	2240	2255	2310	2325	2340	2355	0025	0117		
Kingston	d	1859		1911	1929	1941	1959	2010	2029	2040	2059	2110	2129	2140	2159	2210	2229	2240	2259	2310	2329	2340	2355	0025	0117		
Hampton Wick	d	1901		1913	1931	1943	2001	2012	2031	2042	2101	2112	2131	2142	2201	2212	2231	2242	2301	2312	2331	2342	2357	0027	0122s		
Teddington	d	1905		1916	1935	1946	2005	2015	2035	2045	2105	2115	2135	2145	2205	2215	2235	2245	2305	2315	2335	2345	2359	0030	0125s		
Fulwell	d		1913	1920		1950		2019		2049		2119		2149		2219		2249		2319		2349		0034			
Hampton	d		1917	1924		1954		2023		2053		2123		2153		2223		2253		2323		2353		0038			
Kempton Park	d			1927		1957		2026		2056		2126		2156		2226		2256		2326		2356		0041			
Sunbury	d		1921	1929		1959		2028		2058		2128		2158		2228		2258		2328		2358		0043			
Upper Halliford	d		1923	1931		2001		2030		2100		2130		2200		2230		2300		2330		2359		0045			
Shepperton	a		1928	1939		2005		2035		2105		2135		2205		2235		2305		2335		0005		0050			
Strawberry Hill	d	1908			1938	2008		2038		2108		2138		2208		2238		2308		2338			0003		0128a		
Twickenham	d	1913			1943	2013		2043		2113		2143		2213		2243		2313		2343			0006a				
St Margarets	d	1915			1945	2015		2045		2115		2145		2215		2245		2315		2345							
Richmond	d	1919			1949	2019		2049		2119		2149		2219		2249		2319		2349			0015e				
North Sheen	d	1921			1951	2021		2051		2121		2151		2221		2251		2321		2351							
Mortlake	d	1923			1953	2023		2053		2123		2153		2223		2253		2323		2353							
Barnes	d	1926			1956	2026		2056		2126		2156		2226		2256		2326		2356							
Putney	d	1929			1959	2029		2059		2129		2159		2229		2259		2329		2359							
Wandsworth Town	d	1932			2002	2032		2102		2132		2202		2232		2302		2332		0002							
Clapham Junction	d	1935			2005	2035		2105		2135		2205		2235		2305		2335		0005		0023e					
Queenstown Road	d	1938			2008	2038		2108		2138		2208		2238		2308		2338		0008							
Vauxhall	d	1942			2012	2042		2112		2142		2212		2242		2312		2342		0012							
London Waterloo	a	1946			2016	2046		2116		2146		2216		2246		2316		2347		0016		0038e					

Late night and weekend trains may be altered due to engineering works.

Please check at southwesternrailway.com before travelling.

★ Passengers travelling with cycles may not join or leave services at stations with train times shown in blue.

For guide to all other notes and symbols see end of timetable.

SATURDAY London Waterloo and Wimbledon to Kingston, Richmond and the Shepperton branch

Notes																													
London Waterloo	d	0512		0550c	0612	0627	0642	0657	0712	0727	0742	0757	0812	0827	0842	0857	0912	0927	0942	0957	1012	1027	1042	1057	1112	1127	1142	1157	
Vauxhall	d	0516		0554c	0616	0631	0646	0701	0716	0731	0746	0801	0816	0831	0846	0901	0916	0931	0946	1001	1016	1031	1046	1101	1116	1131	1146	1201	
Clapham Junction	d	0521		0559c	0621	0636	0651	0706	0721	0736	0751	0806	0821	0836	0851	0906	0921	0936	0951	1006	1021	1036	1051	1106	1121	1136	1151	1206	
Earlsfield	d	0524		0602c	0624	0639	0654	0709	0724	0739	0754	0809	0824	0839	0854	0909	0924	0939	0954	1009	1024	1039	1054	1109	1124	1139	1154	1209	
Wimbledon	d	0528		0613	0628	0643	0658	0713	0728	0743	0758	0813	0828	0843	0858	0913	0928	0943	0958	1013	1028	1043	1058	1113	1128	1143	1158	1213	
Raynes Park	d	0531		0616	0631	0646	0701	0716	0731	0746	0801	0816	0831	0846	0901	0916	0931	0946	1001	1016	1031	1046	1101	1116	1131	1146	1201	1216	
New Malden	d	0534		0619	0634	0649	0704	0719	0734	0749	0804	0819	0834	0849	0904	0919	0934	0949	1004	1019	1034	1049	1104	1119	1134	1149	1204	1219	
Norbiton	d	0537		0622	0637	0652	0707	0722	0737	0752	0807	0822	0837	0852	0907	0922	0937	0952	1007	1022	1037	1052	1107	1122	1137	1152	1207	1222	
Kingston	a	0540		0625	0640	0655	0710	0725	0740	0755	0810	0825	0840	0855	0910	0925	0940	0955	1010	1025	1040	1055	1110	1125	1140	1155	1210	1225	
Kingston	d	0540	0559	0629	0640	0659	0710	0729	0740	0759	0810	0829	0840	0859	0910	0929	0940	0959	1010	1029	1040	1059	1110	1129	1140	1159	1210	1229	
Hampton Wick	d	0542	0601	0631	0642	0701	0712	0731	0742	0801	0812	0831	0842	0901	0912	0931	0942	1001	1012	1031	1042	1101	1112	1131	1142	1201	1212	1231	
Teddington	d	0545	0605	0635	0645	0705	0715	0735	0745	0805	0815	0835	0845	0905	0915	0935	0945	1005	1015	1035	1045	1105	1115	1135	1145	1205	1215	1235	
Fulwell	d	0549			0649		0719		0749		0819		0849		0919		0949		1019		1049		1119		1149		1219		
Hampton	d	0553			0653		0723		0753		0823		0853		0923		0953		1023		1053		1123		1153		1223		
Kempton Park	d	0556			0656		0726		0756		0826		0856		0926		0956		1026		1056		1126		1156		1226		
Sunbury	d	0558			0658		0728		0758		0828		0858		0928		0958		1028		1058		1128		1158		1228		
Upper Halliford	d	0600			0700		0730		0800		0830		0900		0930		1000		1030		1100		1130		1200		1230		
Shepperton	a	0603			0703		0733		0803		0833		0903		0933		1003		1033		1103		1133		1203		1233		
Strawberry Hill	d	0538		0608	0638		0708		0738		0808		0838		0908		0938		1008		1038		1108		1138		1208		1238
Twickenham	d	0543		0613	0643		0713		0743		0813		0843		0913		0943		1013		1043		1113		1143		1213		1243
St Margarets	d	0545		0615	0645		0715		0745		0815		0845		0915		0945		1015		1045		1115		1145		1215		1245
Richmond	d	0549		0619	0649		0719		0749		0819		0849		0919		0949		1019		1049		1119		1149		1219		1249
North Sheen	d	0551		0621	0651		0721		0751		0821		0851		0921		0951		1021		1051		1121		1151		1221		1251
Mortlake	d	0553		0623	0653		0723		0753		0823		0853		0923		0953		1023		1053		1123		1153		1223		1253
Barnes	d	0556		0626	0656		0726		0756		0826		0856		0926		0956		1026		1056		1126		1156		1226		1256
Putney	d	0559		0629	0659		0729		0759		0829		0859		0929		0959		1029		1059		1129		1159		1229		1259
Wandsworth Town	d	0602		0632	0702		0732		0802		0832		0902		0932		1002		1032		1102		1132		1202		1232		1302
Clapham Junction	d	0605		0635	0705		0735		0805		0835		0905		0935		1005		1035		1105		1135		1205		1235		1305
Queenstown Road	d	0608		0638	0708		0738		0808		0838		0908		0938		1008		1038		1108		1138		1208		1238		1308
Vauxhall	d	0612		0642	0712		0742		0812		0842		0912		0942		1012		1042		1112		1142		1212		1242		1312
London Waterloo	a	0616		0646	0716		0746		0816		0846		0916		0946		1016		1046		1116		1146		1216		1246		1316

Late night and weekend trains may be altered due to engineering works.
Please check at southwesternrailway.com before travelling.

For guide to notes and symbols see end of timetable.

SATURDAY

London Waterloo and Wimbledon to Kingston, Richmond and the Shepperton branch

<i>Notes</i>																																								
London Waterloo	d	1912	1927	1942	1957	2012	2027	2042	2057	2112	2127	2142	2157	2212	2227	2242	2257	2312	2327	2357	0042	0142																		
Vauxhall	d	1916	1931	1946	2001	2016	2031	2046	2101	2116	2131	2146	2201	2216	2231	2246	2301	2316	2331	0001	0046	0146																		
Clapham Junction	d	1921	1936	1951	2006	2021	2036	2051	2106	2121	2136	2151	2206	2221	2236	2251	2306	2321	2336	0006	0053	0153																		
Earlsfield	d	1924	1939	1954	2009	2024	2039	2054	2109	2124	2139	2154	2209	2224	2239	2254	2309	2324	2339	0009																				
Wimbledon	d	1928	1943	1958	2013	2028	2043	2058	2113	2128	2143	2158	2213	2228	2243	2258	2313	2328	2343	0013	0105	0159																		
Raynes Park	d	1931	1946	2001	2016	2031	2046	2101	2116	2131	2146	2201	2216	2231	2246	2301	2316	2331	2346	0016	0108	0202																		
New Malden	d	1934	1949	2004	2019	2034	2049	2104	2119	2134	2149	2204	2219	2234	2249	2304	2319	2334	2349	0019	0111	0204																		
Norbiton	d	1937	1952	2007	2022	2037	2052	2107	2122	2137	2152	2207	2222	2237	2252	2307	2322	2337	2352	0022	0114	0208																		
Kingston	a	1940	1955	2010	2025	2040	2055	2110	2125	2140	2155	2210	2225	2240	2255	2310	2325	2340	2355	0025	0117	0210																		
Kingston	d	1940	1959	2010	2029	2040	2059	2110	2129	2140	2159	2210	2229	2240	2259	2310	2329	2340	2355	0025	0117	0211																		
Hampton Wick	d	1942	2001	2012	2031	2042	2101	2112	2131	2142	2201	2212	2231	2242	2301	2312	2331	2342	2357	0027	0122s	0213s																		
Teddington	d	1945	2005	2015	2035	2045	2105	2115	2135	2145	2205	2215	2235	2245	2305	2315	2335	2345	2359	0030	0125s	0215s																		
Fulwell	d	1949		2019		2049		2119		2149		2219		2249		2319		2349		0034																				
Hampton	d	1953		2023		2053		2123		2153		2223		2253		2323		2353		0038																				
Kempton Park	d	1956		2026		2056		2126		2156		2226		2256		2326		2356		0041																				
Sunbury	d	1958		2028		2058		2128		2158		2228		2258		2328		2358		0043																				
Upper Halliford	d	2000		2030		2100		2130		2200		2230		2300		2330		2359		0045																				
Shepperton	a	2003		2033		2103		2133		2203		2233		2303		2333		0003		0048																				
Strawberry Hill	d		2008		2038		2108		2138		2208		2238		2308		2338		0003		0137a	0218s																		
Twickenham	d		2013		2043		2113		2143		2213		2243		2313		2343		0006a			0222a																		
St Margarets	d		2015		2045		2115		2145		2215		2245		2315		2345																							
Richmond	d		2019		2049		2119		2149		2219		2249		2319		2349		0015e																					
North Sheen	d		2021		2051		2121		2151		2221		2251		2321		2351																							
Mortlake	d		2023		2053		2123		2153		2223		2253		2323		2353																							
Barnes	d		2026		2056		2126		2156		2226		2256		2326		2356																							
Putney	d		2029		2059		2129		2159		2229		2259		2329		2359																							
Wandsworth Town	d		2032		2102		2132		2202		2232		2302		2332		0002																							
Clapham Junction	d		2035		2105		2135		2205		2235		2305		2335		0005		0024e																					
Queenstown Road	d		2038		2108		2138		2208		2238		2308		2338		0008																							
Vauxhall	d		2042		2112		2142		2212		2242		2312		2342		0012																							
London Waterloo	a		2046		2116		2146		2216		2246		2317		2346		0016		0037e																					

Late night and weekend trains may be altered due to engineering works.

Please check at southwesternrailway.com before travelling.

For guide to notes and symbols see end of timetable.

SUNDAY

London Waterloo and Wimbledon to Kingston, Richmond and the Shepperton branch

Notes															H				H				H					H	
London Waterloo	d	0618	0718	0748	0818	0848	0918	0948	1018	1048	1118	1148		1218		1248		1318		1348		1418				1648		1718	
Vauxhall	d	0622	0722	0752	0822	0852	0922	0952	1022	1052	1122	1152		1222		1252		1322		1352		1422				1652		1722	
Clapham Junction	d	0627	0727	0757	0827	0857	0927	0957	1027	1057	1127	1157		1227		1257		1327		1357		1427				1657		1727	
Earlsfield	d		0730	0800	0830	0900	0930	1000	1030	1100	1130	1200		1230		1300		1330		1400		1430				1700		1730	
Wimbledon	d	0634	0734	0804	0834	0904	0934	1004	1034	1104	1134	1204		1234		1304		1334		1404		1434				1704		1734	
Raynes Park	d	0637	0738	0807	0838	0907	0937	1007	1037	1107	1137	1207		1237		1307		1337		1407		1437				1707		1737	
New Malden	d	0640	0740	0811	0840	0910	0940	1010	1040	1110	1140	1210		1240		1310		1340		1410		1440				1710		1740	
Norbiton	d	0643	0744	0813	0844	0913	0943	1013	1043	1113	1143	1213		1243		1313		1343		1413		1443				1713		1743	
Kingston	a	0646	0746	0816	0846	0915	0946	1016	1046	1116	1146	1216		1246		1316		1346		1416		1446				1716		1746	
Kingston	d	0649	0749	0816	0849	0916	0949	1016	1049	1116	1149	1216	1235	1249		1316	1335	1349		1416	1435	1449				1716	1735	1749	
Hampton Wick	d	0651	0751	0818	0851	0918	0951	1018	1051	1118	1151	1218	1237	1251		1318	1337	1351		1418	1437	1451				1718	1737	1751	
Teddington	d	0656	0756	0822	0856	0921	0956	1021	1056	1121	1156	1221	1240	1256		1321	1340	1356		1421	1440	1456				1721	1740	1756	
Fulwell	d			0825		0925		1025		1125		1225				1325				1425						1725			
Hampton	d			0830		0929		1029		1129		1229				1329				1429						1729			
Kempton Park	d			0832		0932		1032		1132		1232				1332				1432						1732			
Sunbury	d			0835		0934		1034		1134		1234				1334				1434						1734			
Upper Halliford	d			0837		0936		1036		1136		1236				1336				1436						1736			
Shepperton	a			0840		0940		1039		1139		1239				1339				1439						1739			
Strawberry Hill	d	0659	0759		0859		0959		1059		1159		1243	1259		1343	1359			1443	1459						1743	1759	
Twickenham	d	0703	0803		0903		1003		1103		1203		1256k	1303	1256		1356k	1403	1356		1456k	1503	1456				1756k	1803	1756
St Margarets	d	0705	0805		0905		1005		1105		1205			1305			1405				1505						1805		
Richmond	d	0709	0809		0909		1009		1109		1209			1309			1408				1509						1809		
North Sheen	d	0711	0811		0911		1011		1111		1211			1311			1410				1511						1811		
Mortlake	d	0713	0813		0913		1013		1113		1213			1313			1413				1513						1813		
Barnes	d	0716	0816		0916		1016		1116		1216			1316	1323		1416	1423			1516	1523					1816	1823	
Putney	d	0719	0819		0919		1019		1119		1219			1319	1326		1419	1426			1519	1526					1819	1826	
Wandsworth Town	d	0722	0822		0922		1022		1122		1222			1322	1329		1422	1429			1522	1529					1822	1829	
Clapham Junction	d	0725	0825		0925		1025		1125		1225			1325	1332		1425	1432			1525	1532					1825	1832	
Queenstown Road	d	0728	0828		0928		1028		1128		1228			1328	1335		1428	1435			1528	1535					1828	1835	
Vauxhall	d	0732	0832		0932		1032		1132		1232			1332	1338		1432	1438			1532	1538					1832	1838	
London Waterloo	a	0736	0836		0941		1041		1141		1241			1341	1343		1441	1443			1536	1543					1836	1843	

and at the same minutes past each hour until

Late night and weekend trains may be altered due to engineering works. Please check at southwesternrailway.com before travelling.

For guide to notes and symbols see end of timetable.

SUNDAY

London Waterloo and Wimbledon to Kingston, Richmond and the Shepperton branch

	Notes			H				H			H			H			H											
London Waterloo	d	1748		1818		1848		1918		1948		2018		2048		2118		2148		2218		2248		2318	0042			
Vauxhall	d	1752		1822		1852		1922		1952		2022		2052		2122		2152		2222		2252		2322	0046			
Clapham Junction	d	1757		1827		1857		1927		1957		2027		2057		2127		2157		2227		2257		2327	0051			
Earlsfield	d	1800		1830		1900		1930		2000		2030		2100		2130		2200		2230		2300		2330				
Wimbledon	d	1804		1834		1904		1934		2004		2034		2104		2134		2204		2234		2304		2334	0105			
Raynes Park	d	1807		1837		1907		1937		2007		2037		2107		2137		2207		2237		2307		2337	0108			
New Malden	d	1810		1840		1910		1940		2010		2040		2110		2140		2210		2240		2310		2340	0111			
Norbiton	d	1813		1843		1913		1943		2013		2043		2113		2143		2213		2243		2313		2343	0114			
Kingston	a	1816		1846		1916		1946		2016		2046		2116		2146		2216		2246		2316		2346	0117			
Kingston	d	1816	1835	1849		1916	1935	1949		2016	2035	2049		2116	2135	2149		2216	2235	2249		2316	2335	2347	0117			
Hampton Wick	d	1818	1837	1851		1918	1937	1951		2018	2037	2051		2118	2137	2151		2218	2237	2251		2318	2337	2349	0122s			
Teddington	d	1821	1840	1856		1921	1940	1956		2021	2040	2056		2121	2140	2156		2221	2240	2256		2321	2340	2351	0125s			
Fulwell	d	1825				1925				2025				2125				2225				2325						
Hampton	d	1829				1929				2029				2129				2229				2329						
Kempton Park	d	1832				1932				2032				2132				2232				2332						
Sunbury	d	1834				1934				2034				2134				2234				2334						
Upper Halliford	d	1836				1936				2036				2136				2236				2336						
Shepperton	a	1839				1939				2039				2139				2239				2339						
Strawberry Hill	d		1843	1859	┌		1943	1959	┌		2043	2059	┌		2143	2159	┌		2243	2259	┌		2343	2354a	0128a			
Twickenham	d		1856k	1903	1856		1956k	2003	1956		2056k	2103	2056		2156k	2203	2156		2256k	2303	2256		2346a					
St Margarets	d		┌	1905	┌		2005	┌			2105	┌		2205	┌			2305	┌									
Richmond	d			1909			2009				2109			2209				2309					2358e					
North Sheen	d			1911			2011				2111			2211				2311										
Mortlake	d			1913			2013				2113			2213				2313										
Barnes	d			1916	1923		2016	2023			2116	2123		2216	2223		2316	2323										
Putney	d			1919	1926		2019	2026			2119	2126		2219	2226		2319	2326					0004e					
Wandsworth Town	d			1922	1929		2022	2029			2122	2129		2222	2229		2322	2329										
Clapham Junction	d			1925	1932		2025	2032			2125	2132		2225	2232		2325	2332					0009e					
Queenstown Road	d			1928	1935		2028	2035			2128	2135		2228	2235		2328	2335										
Vauxhall	d			1932	1938		2032	2038			2132	2138		2232	2238		2332	2338					0014e					
London Waterloo	a			1936	1943		2036	2043			2136	2143		2236	2243		2336	2343					0019e					

Late night and weekend trains may be altered due to engineering works.

 Please check at southwesternrailway.com before travelling.

For guide to notes and symbols see end of timetable.

MONDAY TO FRIDAY
Shepperton branch, Richmond and Kingston to Wimbledon and London Waterloo

Notes		B			★	★	★	★	★B	★	★C	★	★	★B	★	★	★	★B	★	★	★	★									
London Waterloo	d			0533	0603		0633					0703				0733				0803		0833		0903		0933					
Vauxhall	d			0537	0607		0637					0707				0736				0807		0837		0907		0937					
Queenstown Road	d			0540	0610		0640					0710				0739				0810		0840		0910		0940					
Clapham Junction	d			0543	0613		0643					0713				0743	0754			0813		0843		0913		0943					
Wandsworth Town	d			0546	0616		0646					0716				0745				0816		0846		0916		0946					
Putney	d			0549	0619		0649					0719				0749				0819		0849		0919		0949					
Barnes	d			0552	0622		0652					0722				0752				0823		0852		0922		0952					
Mortlake	d			0554	0624		0654					0724				0754				0825		0854		0924		0954					
North Sheen	d			0556	0626		0656					0726				0756				0827		0856		0926		0956					
Richmond	d			0559	0629		0659					0729				0759	0802			0830		0859		0929		0959					
St Margarets	d			0601	0631		0701					0731				0801				0832		0901		0931		1001					
Twickenham	d	0452		0604	0634		0704				0727	0734	0737			0804	0807			0835		0904		0934		1004					
Strawberry Hill	d	0455		0607	0637		0707				0730	0737	0746			0807	0816			0838		0907		0937		1007					
Shepperton	d		0523		0610		0640			0700	0711				0730	0741			0800	0811		0841		0911		0941	1011				
Upper Halliford	d		0526		0613		0643			0703	0714				0733	0744			0803	0814		0844		0914		0944	1014				
Sunbury	d		0528		0615		0645			0705	0716				0735	0746			0805	0816		0846		0916		0946	1016				
Kempton Park	d																						0918		0948	1018					
Hampton	d		0533		0620		0650			0709	0720				0739	0750			0809	0820		0850		0921		0951	1021				
Fulwell	d		0536		0623		0653			0712	0723				0742	0753			0812	0823		0853		0924		0954	1024				
Teddington	d	0459		0544	0611	0628	0641	0658	0711	0719		0728			0741	0749			0758	0811	0819		0828	0841	0858	0911	0929	0941	0959	1011	1029
Hampton Wick	d	0501		0546	0614	0630	0644	0700	0714	0721		0730			0744	0751			0800	0814	0821		0830	0844	0900	0914	0931	0944	1001	1014	1031
Kingston	a	0503		0548	0616	0632	0646	0702	0716	0723		0732			0746	0753			0802	0816	0823		0832	0846	0902	0916	0933	0946	1003	1016	1033
Kingston	d	0504		0549	0619	0633	0648	0703	0718	0725		0733			0748	0755			0803	0818	0825		0833	0848	0903	0918	0934	0948	1004	1018	1034
Norbiton	d	0506		0551	0621	0635	0650	0705	0720	0727		0735			0750	0757			0805	0820	0827		0835	0850	0905	0920	0936	0950	1006	1020	1036
New Malden	d	0510		0555	0625	0640	0655	0709	0725	0731		0740			0755	0801			0810	0825	0831		0840	0855	0910	0925	0940	0955	1010	1025	1040
Raynes Park	d	0513		0558	0628	0643	0658	0712	0728	0734		0743			0758	0804			0813	0828	0834		0843	0858	0913	0928	0943	0958	1013	1028	1043
Wimbledon	d	0517		0602	0632	0647	0702	0716	0732	0738		0747			0802	0808			0817	0832	0838		0847	0902	0917	0932	0947	1002	1017	1032	1047
Earlsfield	d	0521		0605	0635	0651	0706	0720	0736	0742		0751			0806	0812			0821	0836	0842		0851	0906	0921	0936	0950	1005	1020	1035	1050
Clapham Junction	d	0525	0605	0609	0639	0655	0710	0724	0740	0746	0749	0755			0810	0816	0819	0825	0840	0846	0849	0855	0910	0925	0940	0954	1009	1024	1039	1054	
Vauxhall	d	0531	0612	0614	0644	0700	0715	0729	0745	0751	0756	0800			0815	0821	0826	0830	0845	0851	0856	0900	0915	0930	0945	0959	1014	1029	1044	1059	
London Waterloo	a	0535	0616	0620	0649	0706	0722	0735	0751	0758	0804	0806			0821	0827	0834	0836	0851	0857	0904	0906	0922	0936	0951	1004	1019	1034	1049	1104	

Late night and weekend trains may be altered due to engineering works.
Please check at southwesternrailway.com before travelling.

★ Passengers travelling with cycles may not join or leave services at stations with train times shown in blue.
For guide to all other notes and symbols see end of timetable.

MONDAY TO FRIDAY
Shepperton branch, Richmond and Kingston to Wimbledon and London Waterloo

	Notes	★	★	★	★ C	★	★ C	★	★ C	★	★ C	★	★ C	★	★ C	★	★ C	★	★ C	★	★ C	★	★ C	★	★ C	
London Waterloo	d	1701	1713	1731	1743	1801	1813	1831	1843	1901	1933	2003	2033	2103	2133	2203	2233									
Vauxhall	d	1705	1717	1735	1747	1805	1817	1835	1847	1905	1937	2007	2037	2107	2137	2207	2237									
Queenstown Road	d	1708		1738		1808		1838		1908	1940	2010	2040	2110	2140	2210	2240									
Clapham Junction	d	1711	1723	1742	1753	1811	1823	1841	1853	1911	1943	2013	2043	2113	2143	2213	2243									
Wandsworth Town	d	1714		1744		1814		1844		1914	1946	2016	2046	2116	2146	2216	2246									
Putney	d	1717	1727	1747	1757	1817	1827	1847	1857	1917	1949	2019	2049	2119	2149	2219	2249									
Barnes	d	1722		1752		1822		1852		1922	1952	2022	2052	2122	2152	2222	2252									
Mortlake	d	1724		1754		1824		1854		1924	1955	2024	2054	2124	2154	2224	2254									
North Sheen	d	1726		1756		1826		1856		1926	1957	2026	2056	2126	2156	2226	2256									
Richmond	d	1729	1733	1759	1803	1829	1833	1859	1903	1929	1959	2029	2059	2129	2159	2229	2259									
St Margarets	d	1731		1801		1831		1901		1931	2002	2031	2101	2131	2201	2231	2301									
Twickenham	d	1734	1737	1804	1807	1834	1837	1904	1907	1934	2004	2034	2104	2134	2204	2234	2304									
Strawberry Hill	d	1737	1741	1807	1811	1837	1841	1907	1911	1937	2008	2037	2107	2137	2207	2237	2307									
Shepperton	d			1741		1811		1836		1906		1936		2011		2041		2111		2141		2211		2241		2311
Upper Halliford	d			1744		1814		1839		1909		1939		2014		2044		2114		2144		2214		2244		2314
Sunbury	d			1746		1816		1841		1911		1941		2016		2046		2116		2146		2216		2246		2316
Kempton Park	d			1748		1818		1843		1913		1943		2018		2048		2118		2148		2218		2248		2318
Hampton	d			1751		1821		1851		1921		1951		2021		2051		2121		2151		2221		2251		2321
Fulwell	d			1754		1824		1854		1924		1954		2024		2054		2124		2154		2224		2254		2324
Teddington	d	1743	1752	1759	1813	1829	1843	1859	1913	1929	1943	1959	2012	2029	2041	2059	2111	2129	2141	2159	2211	2229	2241	2259	2311	2329
Hampton Wick	d	1746	1754	1801	1816	1831	1846	1901	1916	1931	1946	2001	2014	2031	2044	2101	2114	2131	2144	2201	2214	2231	2244	2301	2314	2331
Kingston	a	1748	1756	1803	1818	1833	1848	1903	1918	1933	1948	2003	2016	2033	2046	2103	2116	2133	2146	2203	2216	2233	2246	2303	2316	2333
Kingston	d	1748	1758	1804	1818	1834	1848	1904	1918	1934	1948	2004	2018	2034	2048	2104	2118	2134	2148	2204	2218	2234	2248	2304	2318	2334
Norbiton	d	1750	1800	1806	1820	1836	1850	1906	1920	1936	1950	2006	2020	2036	2050	2106	2120	2136	2150	2206	2220	2236	2250	2306	2320	2336
New Malden	d	1755	1804	1810	1825	1840	1855	1910	1925	1940	1955	2010	2025	2040	2055	2110	2125	2140	2155	2210	2225	2240	2255	2310	2325	2341
Raynes Park	d	1757	1806	1813	1828	1843	1858	1913	1928	1943	1958	2013	2028	2043	2058	2113	2128	2143	2158	2213	2228	2243	2258	2313	2328	2343
Wimbledon	d	1801	1810	1817	1832	1847	1902	1917	1932	1947	2002	2017	2032	2047	2102	2117	2132	2147	2202	2217	2232	2247	2302	2317	2332	2350
Earlsfield	d	1805	1814	1820	1835	1850	1905	1920	1935	1950	2005	2020	2035	2050	2105	2120	2135	2150	2205	2220	2235	2250	2305	2320	2336	2353
Clapham Junction	d	1809	1818	1824	1839	1854	1909	1924	1939	1954	2009	2024	2039	2054	2109	2124	2139	2154	2209	2224	2239	2254	2309	2325	2340	2357
Vauxhall	d	1814	1823	1829	1844	1859	1914	1929	1944	1959	2014	2029	2044	2059	2114	2129	2144	2159	2214	2229	2244	2259	2314	2330	2345	0002
London Waterloo	a	1818	1828	1834	1849	1905	1919	1934	1949	2004	2019	2034	2049	2104	2119	2134	2149	2204	2219	2234	2249	2304	2319	2334	2349	0008

Late night and weekend trains may be altered due to engineering works.

 Please check at southwesternrailway.com before travelling.

★ Passengers travelling with cycles may not join or leave services at stations with train times shown in blue.

For guide to all other notes and symbols see end of timetable.

MONDAY TO FRIDAY

Shepperton branch, Richmond and Kingston to Wimbledon and London Waterloo

Notes																				
London Waterloo	d	2303	2333	0018																
Vauxhall	d	2307	2337	0022																
Queenstown Road	d	2310	2340	0025																
Clapham Junction	d	2313	2343	0030																
Wandsworth Town	d	2316	2346	0033																
Putney	d	2319	2349	0036																
Barnes	d	2322	2352	0039																
Mortlake	d	2324	2354	0041																
North Sheen	d	2326	2356	0043																
Richmond	d	2329	2359	0046																
St Margarets	d	2331	0001	0048																
Twickenham	d	2334	0004	0051																
Strawberry Hill	d	2337	0009	0054s																
Shepperton	d																			
Upper Halliford	d																			
Sunbury	d																			
Kempton Park	d																			
Hampton	d																			
Fulwell	d																			
Teddington	d	2341	0012	0057s																
Hampton Wick	d	2344	0014	0100s																
Kingston	a	2346	0016	0102																
Kingston	d	2349																		
Norbiton	d	2351																		
New Malden	d	2355																		
Raynes Park	d	2358																		
Wimbledon	d	0002																		
Earlsfield	d	0005																		
Clapham Junction	d	0009																		
Vauxhall	d	0014																		
London Waterloo	a	0022																		

Late night and weekend trains may be altered due to engineering works.
Please check at southwesternrailway.com before travelling.

For guide to notes and symbols see end of timetable.

SATURDAY

Shepperton branch, Richmond and Kingston to Wimbledon and London Waterloo

Notes																													
London Waterloo	d			0533		0603		0633		0703		0733		0803		0833		0903		0933		1003		1033		1103		1133	
Vauxhall	d			0537		0607		0637		0707		0737		0807		0837		0907		0937		1007		1037		1107		1137	
Queenstown Road	d			0540		0610		0640		0710		0740		0810		0840		0910		0940		1010		1040		1110		1140	
Clapham Junction	d			0543		0613		0643		0713		0743		0813		0843		0913		0943		1013		1043		1113		1143	
Wandsworth Town	d			0546		0616		0646		0716		0746		0816		0846		0916		0946		1016		1046		1116		1146	
Putney	d			0549		0619		0649		0719		0749		0819		0849		0919		0949		1019		1049		1119		1149	
Barnes	d			0552		0622		0652		0722		0752		0822		0852		0922		0952		1022		1052		1122		1152	
Mortlake	d			0554		0624		0654		0724		0754		0824		0854		0924		0954		1024		1054		1124		1154	
North Sheen	d			0556		0626		0656		0726		0756		0826		0856		0926		0956		1026		1056		1126		1156	
Richmond	d			0559		0629		0659		0729		0759		0829		0859		0929		0959		1029		1059		1129		1159	
St Margarets	d			0601		0631		0701		0731		0801		0831		0901		0931		1001		1031		1101		1131		1201	
Twickenham	d	0452		0604		0634		0704		0734		0804		0834		0904		0934		1004		1034		1104		1134		1204	
Strawberry Hill	d	0455		0607		0637		0707		0737		0807		0837		0907		0937		1007		1037		1107		1137		1207	
Shepperton	d			0611		0641		0711		0741		0811		0841		0911		0941		1011		1041		1111		1141		1211	
Upper Halliford	d			0614		0644		0714		0744		0814		0844		0914		0944		1014		1044		1114		1144		1214	
Sunbury	d			0616		0646		0716		0746		0816		0846		0916		0946		1016		1046		1116		1146		1216	
Kempton Park	d			0618		0648		0718		0748		0818		0848		0918		0948		1018		1048		1118		1148		1218	
Hampton	d			0621		0651		0721		0751		0821		0851		0921		0951		1021		1051		1121		1151		1221	
Fulwell	d			0624		0654		0724		0754		0824		0854		0924		0954		1024		1054		1124		1154		1224	
Teddington	d	0459	0544	0611	0629	0641	0659	0711	0729	0741	0759	0811	0829	0841	0859	0911	0929	0941	0959	1011	1029	1041	1059	1111	1129	1141	1159	1211	1229
Hampton Wick	d	0501	0546	0614	0631	0644	0701	0714	0731	0744	0801	0814	0831	0844	0901	0914	0931	0944	1001	1014	1031	1044	1101	1114	1131	1144	1201	1214	1231
Kingston	a	0503	0548	0616	0633	0646	0703	0716	0733	0746	0803	0816	0833	0846	0903	0916	0933	0946	1003	1016	1033	1046	1103	1116	1133	1146	1203	1216	1233
Kingston	d	0504	0549	0618	0634	0648	0704	0718	0734	0748	0804	0818	0834	0848	0904	0918	0934	0948	1004	1018	1034	1048	1104	1118	1134	1148	1204	1218	1234
Norbiton	d	0506	0551	0620	0636	0650	0706	0720	0736	0750	0806	0820	0836	0850	0906	0920	0936	0950	1006	1020	1036	1050	1106	1120	1136	1150	1206	1220	1236
New Malden	d	0510	0555	0625	0640	0655	0710	0725	0740	0755	0810	0825	0840	0855	0910	0925	0940	0955	1010	1025	1040	1055	1110	1125	1140	1155	1210	1225	1240
Raynes Park	d	0513	0558	0628	0643	0658	0713	0728	0743	0758	0813	0828	0843	0858	0913	0928	0943	0958	1013	1028	1043	1058	1113	1128	1143	1158	1213	1228	1243
Wimbledon	d	0517	0602	0632	0647	0702	0717	0732	0747	0802	0817	0832	0847	0902	0917	0932	0947	1002	1017	1032	1047	1102	1117	1132	1147	1202	1217	1232	1247
Earlsfield	d	0521	0605	0635	0650	0705	0720	0735	0750	0805	0820	0835	0850	0905	0920	0935	0950	1005	1020	1035	1050	1105	1120	1135	1150	1205	1220	1235	1250
Clapham Junction	d	0525	0609	0639	0654	0709	0724	0739	0754	0809	0824	0839	0854	0909	0924	0939	0954	1009	1024	1039	1054	1109	1124	1139	1154	1209	1224	1239	1254
Vauxhall	d	0530	0614	0644	0659	0714	0729	0744	0759	0814	0829	0844	0859	0914	0929	0944	0959	1014	1029	1044	1059	1114	1129	1144	1159	1214	1229	1244	1259
London Waterloo	a	0535	0619	0649	0705	0719	0735	0749	0805	0819	0835	0849	0905	0919	0935	0949	1005	1019	1035	1049	1105	1119	1135	1149	1205	1219	1235	1249	1305

Late night and weekend trains may be altered due to engineering works.
Please check at southwesternrailway.com before travelling.

For guide to notes and symbols see end of timetable.

SATURDAY Shepperton branch, Richmond and Kingston to Wimbledon and London Waterloo

Notes																												
London Waterloo	d	1203		1233		1303		1333		1403		1433		1503		1533		1603		1633		1703		1733		1803		1833
Vauxhall	d	1207		1237		1307		1337		1407		1437		1507		1537		1607		1637		1707		1737		1807		1837
Queenstown Road	d	1210		1240		1310		1340		1410		1440		1510		1540		1610		1640		1710		1740		1810		1840
Clapham Junction	d	1213		1243		1313		1343		1413		1443		1513		1543		1613		1643		1713		1743		1813		1843
Wandsworth Town	d	1216		1246		1316		1346		1416		1446		1516		1546		1616		1646		1716		1746		1816		1846
Putney	d	1219		1249		1319		1349		1419		1449		1519		1549		1619		1649		1719		1749		1819		1849
Barnes	d	1222		1252		1322		1352		1422		1452		1522		1552		1622		1652		1722		1752		1822		1852
Mortlake	d	1224		1254		1324		1354		1424		1454		1524		1554		1624		1654		1724		1754		1824		1854
North Sheen	d	1226		1256		1326		1356		1426		1456		1526		1556		1626		1656		1726		1756		1826		1856
Richmond	d	1229		1259		1329		1359		1429		1459		1529		1559		1629		1659		1729		1759		1829		1859
St Margarets	d	1231		1301		1331		1401		1431		1501		1531		1601		1631		1701		1731		1801		1831		1901
Twickenham	d	1234		1304		1334		1404		1434		1504		1534		1604		1634		1704		1734		1804		1834		1904
Strawberry Hill	d	1237		1307		1337		1407		1437		1507		1537		1607		1637		1707		1737		1807		1837		1907

Shepperton	d		1241		1311		1341		1411		1441		1511		1541		1611		1641		1711		1741		1811		1841		1911
Upper Halliford	d		1244		1314		1344		1414		1444		1514		1544		1614		1644		1714		1744		1814		1844		1914
Sunbury	d		1246		1316		1346		1416		1446		1516		1546		1616		1646		1716		1746		1816		1846		1916
Kempton Park	d		1248		1318		1348		1418		1448		1518		1548		1618		1648		1718		1748		1818		1848		1918
Hampton	d		1251		1321		1351		1421		1451		1521		1551		1621		1651		1721		1751		1821		1851		1921
Fulwell	d		1254		1324		1354		1424		1454		1524		1554		1624		1654		1724		1754		1824		1854		1924

Teddington	d	1241	1259	1311	1329	1341	1359	1411	1429	1441	1459	1511	1529	1541	1559	1611	1629	1641	1659	1711	1729	1741	1759	1811	1829	1841	1859	1911	1929
Hampton Wick	d	1244	1301	1314	1331	1344	1401	1414	1431	1444	1501	1514	1531	1544	1601	1614	1631	1644	1701	1714	1731	1744	1801	1814	1831	1844	1901	1914	1931
Kingston	a	1246	1303	1316	1333	1346	1403	1416	1433	1446	1503	1516	1533	1546	1603	1616	1633	1646	1703	1716	1733	1746	1803	1816	1833	1846	1903	1916	1933
Kingston	d	1248	1304	1318	1334	1348	1404	1418	1434	1448	1504	1518	1534	1548	1604	1618	1634	1648	1704	1718	1734	1748	1804	1818	1834	1848	1904	1918	1934
Norbiton	d	1250	1306	1320	1336	1350	1406	1420	1436	1450	1506	1520	1536	1550	1606	1620	1636	1650	1706	1720	1736	1750	1806	1820	1836	1850	1906	1920	1936

New Malden	d	1255	1310	1325	1340	1355	1410	1425	1440	1455	1510	1525	1540	1555	1610	1625	1640	1655	1710	1725	1740	1755	1810	1825	1840	1855	1910	1925	1940
Raynes Park	d	1258	1313	1328	1343	1358	1413	1428	1443	1458	1513	1528	1543	1558	1613	1628	1643	1658	1713	1728	1743	1758	1813	1828	1843	1858	1913	1928	1943
Wimbledon	d	1302	1317	1332	1347	1402	1417	1432	1447	1502	1517	1532	1547	1602	1617	1632	1647	1702	1717	1732	1747	1802	1817	1832	1847	1902	1917	1932	1947
Earlsfield	d	1305	1320	1335	1350	1405	1420	1435	1450	1505	1520	1535	1550	1605	1620	1635	1650	1705	1720	1735	1750	1805	1820	1835	1850	1905	1920	1935	1950
Clapham Junction	d	1309	1324	1339	1354	1409	1424	1439	1454	1509	1524	1539	1554	1609	1624	1639	1654	1709	1724	1739	1754	1809	1824	1839	1854	1909	1924	1939	1954
Vauxhall	d	1314	1329	1344	1359	1414	1429	1444	1459	1514	1529	1544	1559	1614	1629	1644	1659	1714	1729	1744	1759	1814	1829	1844	1859	1914	1929	1944	1959
London Waterloo	a	1319	1335	1349	1405	1419	1435	1449	1505	1519	1535	1549	1605	1619	1635	1649	1705	1719	1735	1749	1805	1819	1835	1849	1905	1919	1935	1949	2005

Late night and weekend trains may be altered due to engineering works. Please check at southwesternrailway.com before travelling. For guide to notes and symbols see end of timetable.

SATURDAY

Shepperton branch, Richmond and Kingston to Wimbledon and London Waterloo

Notes																										
London Waterloo	d	1903		1933		2003		2033		2103		2133		2203		2233		2303	2333	0018						
Vauxhall	d	1907		1937		2007		2037		2107		2137		2207		2237		2307	2337	0022						
Queenstown Road	d	1910		1940		2010		2040		2110		2140		2210		2240		2310	2340	0028						
Clapham Junction	d	1913		1943		2013		2043		2113		2143		2213		2243		2313	2343	0031						
Wandsworth Town	d	1916		1946		2016		2046		2116		2146		2216		2246		2316	2346	0033						
Putney	d	1919		1949		2019		2049		2119		2149		2219		2249		2319	2349	0036						
Barnes	d	1922		1952		2022		2052		2122		2152		2222		2252		2322	2352	0039						
Mortlake	d	1924		1954		2024		2054		2124		2154		2224		2254		2324	2354	0042						
North Sheen	d	1926		1956		2026		2056		2126		2156		2226		2256		2326	2356	0044						
Richmond	d	1929		1959		2029		2059		2129		2159		2229		2259		2329	2359	0046						
St Margarets	d	1931		2001		2031		2101		2131		2201		2231		2301		2331	0001	0049						
Twickenham	d	1934		2004		2034		2104		2134		2204		2234		2304		2334	0004	0051						
Strawberry Hill	d	1937		2007		2037		2107		2137		2207		2237		2307		2337	0009	0055s						
Shepperton	d		1941		2011		2041		2111		2141		2211		2241		2311									
Upper Halliford	d		1944		2014		2044		2114		2144		2214		2244		2314									
Sunbury	d		1946		2016		2046		2116		2146		2216		2246		2316									
Kempton Park	d		1948		2018		2048		2118		2148		2218		2248		2318									
Hampton	d		1951		2021		2051		2121		2151		2221		2251		2321									
Fulwell	d		1954		2024		2054		2124		2154		2224		2254		2324									
Teddington	d	1941	1959	2011	2029	2041	2059	2111	2129	2141	2159	2211	2229	2241	2259	2311	2329	2341	0012	0058s						
Hampton Wick	d	1944	2001	2014	2031	2044	2101	2114	2131	2144	2201	2214	2231	2244	2301	2314	2331	2344	0014	0100s						
Kingston	a	1946	2003	2016	2033	2046	2103	2116	2133	2146	2203	2216	2233	2246	2303	2316	2333	2346	0016	0103						
Kingston	d	1948	2004	2018	2034	2048	2104	2118	2134	2148	2204	2218	2234	2248	2304	2318	2334	2348								
Norbiton	d	1950	2006	2020	2036	2050	2106	2120	2136	2150	2206	2220	2236	2250	2306	2320	2336	2350								
New Malden	d	1955	2010	2025	2040	2055	2110	2125	2140	2155	2210	2225	2240	2255	2310	2325	2340	2355								
Raynes Park	d	1958	2013	2028	2043	2058	2113	2128	2143	2158	2213	2228	2243	2258	2313	2328	2343	2358								
Wimbledon	d	2002	2017	2032	2047	2102	2117	2132	2147	2202	2217	2232	2247	2302	2317	2332	2347	0002								
Earlsfield	d	2005	2020	2035	2050	2106	2120	2135	2150	2205	2220	2235	2250	2305	2320	2335	2350	0005								
Clapham Junction	d	2009	2024	2039	2054	2109	2124	2139	2154	2209	2224	2239	2254	2309	2324	2339	2354	0009								
Vauxhall	d	2014	2029	2044	2059	2114	2129	2144	2159	2214	2229	2244	2259	2314	2329	2344	2359	0015								
London Waterloo	a	2019	2035	2049	2105	2119	2135	2149	2205	2219	2235	2249	2304	2319	2335	2349	0005	0022								

Late night and weekend trains may be altered due to engineering works.

Please check at southwesternrailway.com before travelling.

For guide to notes and symbols see end of timetable.

SUNDAY

Shepperton branch, Richmond and Kingston to Wimbledon and London Waterloo

Notes																		H		H		H		H					
London Waterloo	d	0614		0714		0814		0914		1014		1114		1214		1314		1414	1420		1514	1520		1614	1620		1714	1720	
Vauxhall	d	0618		0718		0818		0918		1018		1119		1219		1318		1418	1424		1518	1524		1618	1624		1718	1724	
Queenstown Road	d	0621		0721		0821		0921		1021		1122		1222		1321		1421	1427		1521	1527		1621	1627		1721	1727	
Clapham Junction	d	0624		0724		0824		0924		1024		1125		1225		1324		1424	1430		1524	1530		1624	1630		1724	1730	
Wandsworth Town	d	0627		0727		0827		0927		1027		1128		1228		1327		1427	1433		1527	1533		1627	1633		1727	1733	
Putney	d	0630		0730		0830		0930		1030		1131		1231		1330		1430	1436		1530	1536		1630	1636		1730	1736	
Barnes	d	0633		0733		0833		0933		1033		1134		1234		1333		1433	1439		1533	1539		1633	1639		1733	1739	
Mortlake	d	0635		0735		0835		0935		1035		1136		1236		1335		1435			1535			1635			1735		
North Sheen	d	0637		0737		0837		0937		1037		1138		1238		1337		1437			1537			1637			1737		
Richmond	d	0640		0740		0840		0940		1040		1141		1241		1340		1440			1540			1640			1740		
St Margarets	d	0642		0742		0842		0942		1042		1143		1243		1342		1442			1542			1642			1742		
Twickenham	d	0645		0745		0845		0945		1045		1146		1246		1345		1445	1511		1545	1611		1645	1711		1745	1811	
Strawberry Hill	d	0649		0749		0849		0949		1049		1150		1250		1349		1449	1514		1549	1614		1649	1714		1749	1814	
Shepperton	d			0711		0811		0911		1011		1111		1211		1311		1411			1511			1611			1711		1811
Upper Halliford	d			0714		0814		0914		1014		1114		1214		1314		1414			1514			1614			1714		1814
Sunbury	d			0716		0816		0916		1016		1116		1216		1316		1416			1516			1616			1716		1816
Kempton Park	d			0718		0818		0918		1018		1118		1218		1318		1418			1518			1618			1718		1818
Hampton	d			0721		0821		0921		1021		1121		1221		1321		1421			1521			1621			1721		1821
Fulwell	d			0724		0824		0924		1024		1124		1224		1324		1424			1524			1624			1724		1824
Teddington	d	0655	0729	0755	0829	0855	0929	0955	1029	1055	1129	1155	1229	1255	1329	1355	1429	1455	1517	1529	1555	1617	1629	1655	1717	1729	1755	1817	1829
Hampton Wick	d	0657	0731	0757	0831	0857	0931	0957	1031	1057	1131	1157	1231	1257	1331	1357	1431	1457	1520	1531	1557	1620	1631	1657	1720	1731	1757	1820	1831
Kingston	a	0659	0733	0759	0833	0859	0933	0959	1033	1059	1133	1159	1233	1259	1333	1359	1433	1459	1522	1533	1559	1622	1633	1659	1722	1733	1759	1822	1833
Kingston	d	0704	0734	0804	0834	0904	0934	1004	1034	1104	1134	1204	1234	1304	1334	1404	1434	1504		1534	1604		1634	1704		1734	1804	1834	
Norbiton	d	0706	0736	0806	0836	0906	0936	1006	1036	1106	1136	1206	1236	1306	1336	1406	1436	1506		1536	1606		1636	1706		1736	1806	1836	
New Malden	d	0710	0740	0810	0840	0910	0940	1010	1040	1110	1140	1210	1240	1310	1340	1410	1440	1510		1540	1610		1640	1710		1740	1810	1840	
Raynes Park	d	0713	0743	0813	0843	0913	0943	1013	1043	1113	1143	1213	1243	1313	1343	1413	1443	1513		1543	1613		1643	1713		1743	1813	1843	
Wimbledon	d	0720	0747	0817	0847	0917	0947	1017	1047	1117	1147	1217	1247	1317	1347	1417	1447	1517		1547	1617		1647	1717		1747	1817	1847	
Earlsfield	d	0724	0751	0821	0851	0921	0950	1020	1050	1120	1150	1220	1250	1320	1350	1420	1450	1520		1550	1620		1650	1720		1750	1820	1850	
Clapham Junction	d	0728	0757	0827	0857	0925	0954	1024	1054	1124	1154	1224	1254	1324	1354	1424	1454	1524		1554	1624		1654	1724		1754	1824	1854	
Vauxhall	d	0733	0802	0832	0902	0930	0959	1032	1059	1132	1159	1229	1259	1329	1359	1429	1459	1529		1559	1629		1659	1729		1759	1829	1859	
London Waterloo	a	0737	0809	0836	0909	0934	1009	1036	1109	1136	1209	1234	1306	1334	1404	1434	1504	1534		1604	1634		1704	1734		1804	1834	1904	

Late night and weekend trains may be altered due to engineering works.

Please check at southwesternrailway.com before travelling.

For guide to notes and symbols see end of timetable.







SUNDAY**Shepperton branch, Richmond and Kingston to Wimbledon and London Waterloo**

Notes		H		H		H		H		H		H		H		H																
London Waterloo	d	1814	1820	1914	1920	2014	2020	2114	2120	2214	2220	2314	2320	0018																		
Vauxhall	d	1818	1824	1918	1924	2018	2024	2118	2124	2218	2224	2318	2324	0022																		
Queenstown Road	d	1821	1827	1921	1927	2021	2027	2121	2127	2221	2227	2321	2327	0025																		
Clapham Junction	d	1824	1830	1924	1930	2024	2030	2124	2130	2224	2230	2324	2330	0029																		
Wandsworth Town	d	1827	1833	1927	1933	2027	2033	2127	2133	2227	2233	2327	2333	0032																		
Putney	d	1830	1836	1930	1936	2030	2036	2130	2136	2230	2236	2330	2336	0035																		
Barnes	d	1833	1839	1933	1939	2033	2039	2133	2139	2233	2239	2333	2339	0038																		
Mortlake	d	1835		1935		2035		2135		2235		2335		0040																		
North Sheen	d	1837		1937		2037		2137		2237		2337		0042																		
Richmond	d	1840		1940		2040		2140		2240		2340		0045																		
St Margarets	d	1842		1942		2042		2142		2242		2342		0047																		
Twickenham	d	1845	1911	1945	2011	2045	2111	2145	2211	2245	2311	2345	0012	0050																		
Strawberry Hill	d	1849	1914	1949	2014	2049	2114	2149	2214	2249	2314	2348	0015	0053s																		
Shepperton	d			1911		2011		2111		2211		2311																				
Upper Halliford	d			1914		2014		2114		2214		2314																				
Sunbury	d			1916		2016		2116		2216		2316																				
Kempton Park	d			1918		2018		2118		2218		2318																				
Hampton	d			1921		2021		2121		2221		2321																				
Fulwell	d			1924		2024		2124		2224		2324																				
Teddington	d	1855	1917	1929	1955	2017	2029	2055	2117	2129	2155	2217	2229	2255	2317	2329	2351	0018	0056s													
Hampton Wick	d	1857	1920	1931	1957	2020	2031	2057	2120	2131	2157	2220	2231	2257	2320	2331	2354	0021	0059s													
Kingston	a	1859	1922	1933	1959	2022	2033	2059	2122	2133	2159	2222	2233	2259	2322	2333	2356	0023	0101													
Kingston	d	1904		1934	2004	2034	2104	2134	2204	2234	2304	2334																				
Norbiton	d	1906		1936	2006	2036	2106	2136	2206	2236	2306	2336																				
New Malden	d	1910		1940	2010	2040	2110	2140	2210	2240	2310	2340																				
Raynes Park	d	1913		1943	2013	2043	2113	2143	2213	2243	2313	2343																				
Wimbledon	d	1917		1947	2017	2047	2117	2147	2217	2247	2317	2347																				
Earlsfield	d	1920		1950	2020	2050	2120	2150	2220	2250	2320	2350																				
Clapham Junction	d	1924		1954	2024	2054	2124	2154	2224	2254	2324	2354																				
Vauxhall	d	1929		1959	2029	2059	2129	2159	2229	2259	2329	2359																				
London Waterloo	a	1934		2004	2034	2104	2136	2204	2236	2304	2335	0004																				

Late night and weekend trains may be altered due to engineering works.
Please check at southwesternrailway.com before travelling.

For guide to notes and symbols see end of timetable.

GUIDE TO NOTES AND SYMBOLS

- A** From Shepperton.
- B** Service operates via Richmond.
- C** To Shepperton.
- D** From Twickenham.
- H** Service operates via Hounslow.
- a** Arrival time.
- c** Change at Wimbledon.
- d** Departure time.
- e** Change at Twickenham.
- k** Arrives Twickenham 10 minutes earlier.
- s** Stops to let passengers leave the train only.
-  Interchange for Tramlink service to Croydon. Visit tfl.gov.uk for details.
-  Interchange for London Underground services. Visit tfl.gov.uk for details.
-  Car Park.
-  Minimum connection time where different from the standard five minutes.
-  Continued in later column.
-  Continued from earlier column.

All services in this timetable are operated by South Western Railway.

- #8** Refers to Pocket Timetable number which shows the full service between this station and London Waterloo.
- ★ Passengers travelling with cycles may not join or leave services at stations with train times shown in blue.

Cycles on trains - Monday to Friday

At peak times the following restrictions apply in the area bounded by Reading, Hook, Alton, Guildford and Dorking.

Passengers travelling with cycles may not join or leave services timed to arrive at London Waterloo between 0715 and 1000 inclusive or timed to depart from London Waterloo between 1645 and 1900 inclusive.

Passengers travelling with cycles may not join or leave services timed to depart from Clapham Junction between 0745 and 0900 inclusive in an area bounded by Clapham Junction, Strawberry Hill and Feltham.

Travelling after midnight?

Trains which run after midnight are shown at the end of the day.

















Windsor Lines Passengers Association

WLPA represents users of rail services from London Waterloo to Windsor and Reading including the Weybridge and Camberley branches and the Hounslow and Teddington Loops.

Email: membership@wlpa.co.uk

STATION INFORMATION

See notes for explanation of symbols.

London Waterloo			
Vauxhall			
Clapham Junction			
Earlsfield			#8
Wimbledon	 		#8
Raynes Park			#8
New Malden			#8
Norbiton			
Kingston			
Hampton Wick			
Teddington			
Fulwell			
Hampton			
Kempton Park			
Sunbury			
Upper Halliford			
Shepperton			
Strawberry Hill			
Twickenham			#9
St Margarets			#9
Richmond			#9
North Sheen			#9
Mortlake			#9
Barnes			#9
Putney			#9
Wandsworth Town			#9
Queenstown Road			#9



Visit us at southwesternrailway.com

- Buying tickets online
- Plan your journey
- Special offers and days out
- Train times
- Live train information
- Latest news



Free Travel Alerts southwesternrailway.com/alerts

Keeping our registered customers up-to-date with their service running information, delays and alterations.



Twitter Customer Service [@SW_Railway](https://twitter.com/SW_Railway) [@SW_Help](https://twitter.com/SW_Help)

Follow South Western Railway on Twitter and be the first to know what's happening on our network.



[Facebook.com/SWRailway](https://www.facebook.com/SWRailway)

Providing South Western Railway network information and details of our latest offers.



Customer Service Centre **0345 6000 650**

Our UK based team are available 7 days a week from 6am to 10pm for:

- Ticket sales by credit or debit card
- Comments and suggestions



Assisted Travel **0800 5282 100** Textphone 0800 6920 792

A freephone service open 6am - 10pm for older and disabled passengers. We recommend booking assistance **24 hours in advance.**



National Rail Enquiries **03457 48 49 50**

Train times, fares and rail information.

First MTR South Western Trains Limited (trading as South Western Railway) accepts no liability for any inaccuracy in the information contained in this timetable which is subject to alteration.

First MTR South Western Trains Limited. Registered in England and Wales 07900320. Registered office: 50 Eastbourne Terrace, Paddington, London, W2 6LG. A First and MTR company.

