

20

Exeter, Bristol, Yeovil and Salisbury to London Waterloo



Train times

10 December 2017 to 19 May 2018

South Western
Railway

Your timetable

This timetable shows the full train service between **Exeter, Yeovil, Salisbury and London Waterloo**.

Also train services between:

- **Bristol Temple Meads, Bath Spa, Yeovil Pen Mill and London Waterloo** - see timetable **20A**
- **Yeovil Pen Mill and Weymouth** - see timetable **20B**

Also connecting bus services between:

- **Axminster, Lyme Regis and Bridport** - see timetable **20C**
- **Axminster, Seaton and Beer** - see timetable **20D**
- **Honiton and Sidmouth** - see timetable **20E**
- **Yeovil Junction and Yeovil Pen Mill**- see timetable **20F**
- **Exeter St Davids and Exeter Airport**- see timetable **20G**

Our mini-guides offer an even more convenient summary of services and are designed to fit easily into a wallet, purse or ticket holder. Mini-guides are available from staffed stations.

Mini-guide routes relevant to this timetable are:

- **Axminster to Exeter St Davids - no. 67**
- **Basingstoke to London Waterloo - no. 60**
- **Bristol, Bath and Yeovil Pen Mill to London Waterloo - no. 66**
- **Gillingham and Tisbury to London Waterloo - no. 70**
- **Honiton, Axminster and Crewkerne to London Waterloo - no. 72**
- **Salisbury and Andover to London Waterloo - no. 61**
- **Yeovil Junction and Sherborne to London Waterloo - no. 71**

Buy a ticket before you board

You need to buy a valid ticket before you board your train.

We know that the vast majority of our passengers buy a valid ticket before travelling and we have a duty to those passengers to make sure no one travels without paying. For this reason, we run a penalty fares scheme across most of our network.

If you travel to or from a station within the penalty fares area without a valid ticket, you may be liable for a penalty fare of £20 or twice the single fare to the next station at which your train stops (whichever is higher). You will then be required to buy a ticket for the remainder of the journey.

We have a policy to prosecute all deliberate fare evaders, wherever possible.

Changes to train times

Network Rail needs to do engineering work to maintain and improve the rail network. Much of this work is done at weekends and during the holiday periods, but some work also needs to be done overnight during the week.

Buses will replace train services where lines are closed for work to take place. We may also have to alter train services over a wider area.

We advise that you check for any changes to train times before using weekend, late evening or early morning services.


Please look for the 'Changes to train times' posters at stations or visit our website at **[southwesternrailway.com](https://www.southwesternrailway.com)**

No smoking policy

For the comfort of all our customers, smoking and the use of e-cigarettes is not permitted on any part of our trains or stations.



You can smoke outside the station entrance or in our car parks.

Catering

On board catering on our services is provided in partnership with our contractors Rail Gourmet by an at-seat trolley service. The  symbol in the following timetable shows which trains are catered for all, or part, of the journey.

We will do our best to provide the refreshment service where advertised. However under some circumstances, for example engineering work, we may be unable to provide refreshments on certain trains.

Cycles on trains

The services in this timetable have limited room for cycles so we have had to apply some restrictions. The  and  symbol, with train times printed in **blue**, show restricted trains. These restrictions are explained in the 'Guide to notes and symbols' section.

We will carry folding cycles on any train as long as they can be folded small enough to be carried safely in the luggage rack. Cycles are not allowed on buses that replace trains during engineering works.

Blackmore Vale CRP

Covers route from Tisbury to Crewkerne

The **Blackmore Vale Community Rail Partnership** runs along the West of England line covering the stations of Tisbury, Gillingham, Templecombe, Sherborne, Yeovil Junction and Crewkerne. The partnership continues to cement the link between rural communities in Dorset, Somerset and Wiltshire through its ongoing work with local people, groups and businesses.

Volunteers are at the heart of our Community Rail Partnership making it a hands-on experience!

Together we are:

- Gardening and creating amazing spaces
- Holding events and improving facilities for the stations
- Promoting the stations and the regions' attractive market towns and villages

Meet new friends, have fun and make a difference.

Find out more at blackmorevaletrains.com

TALK TO US

If things are getting to you.

Talk to us any time you like, in your own way, and off the record – about whatever's getting to you.



116 123

FREE

This number is FREE to call



jo@samaritans.org



samaritans.org

SAMARITANS

MONDAY TO FRIDAY

Exeter, Yeovil and Salisbury to Basingstoke, Woking and London Waterloo

Notes	▼	★	★	★	★	★	★	▼	▼	▼	▼	▼	▼	▼	▼	▼	▼	▼	▼	▼	▼	▼	▼	▼	▼	▼	▼										
											A								A							A											
Exeter St Davids	d							0510					0641	0725			0823				0925				1025	1125		1225		1325		1425			1525		
Exeter Central	d							0514					0645	0730			0827				0930				1030	1130		1230		1330		1430			1530		
Pinhoe	d							0519					0650	0734			0832				0934				1034	1134		1234		1334				1534			
Cranbrook	d							0523					0654	0739			0836				0940				1039	1139		1239		1339		1439			1539		
Whimple	d							0528					0659				0841				0945					1144			1344					1544			
Feniton	d							0534					0705				0847							1047			1247			1447							
Honiton	d							0541	0619				0712	0752			0855				0955				1055	1155		1255		1355		1455			1555		
Axminster	d							0552	0630				0723	0803			0906				1006				1106	1206		1306		1406		1506			1606		
Crewkerne	d							0605	0643				0736	0816			0919				1019				1119	1219		1319		1419		1519			1619		
Yeovil Pen Mill	d						0541																										1544		1631		
Yeovil Junction	a						0546	0614	0652				0745	0825			0927				1027				1127	1227		1327		1427		1527	1549		1627	1636	
Yeovil Junction	d							0514	0550	0620	0653	0722	0750	0829			0929				1029				1129	1229		1329		1429		1529	1553	1620	1629		
Yeovil Pen Mill	a																																	1627			
Sherborne	d							0520	0556	0626	0700	0728	0756	0835			0935				1035				1135	1235		1335		1435		1535	1559		1635		
Templecombe	d							0528	0604	0634	0707	0736	0804	0843			0943				1043				1143	1243		1343		1443		1543	1607		1643		
Gillingham (Dorset)	d							0536	0612	0642	0715	0744	0812	0851	0918	0951	1051	1151	1251	1351	1451	1551	1617	1651	1701	1716		1801		1816		1831		1846			
Tisbury	d							0546	0624	0652	0726	0754	0822	0901	0928	1001	1101	1201	1301	1401	1501	1601	1628	1701	1716		1801		1816		1831		1846		1861		
Salisbury	a							0601	0639	0707	0740	0809	0837	0916	0942	1016	1116	1216	1316	1416	1516	1616	1643	1716		1801		1816		1831		1846		1861		1876	
Salisbury	d	0515	0543	0606	0645	0715	0745	0815	0847	0921	0947	1021	1047	1121	1147	1221	1247	1321	1347	1421	1447	1521	1547	1621	1647		1721		1747		1821		1847		1921		
Southampton Central	a			0649c	0730c	0809c	0827c	0904c	0928c	1004c	1034c	1104c		1202c		1304c		1404c		1504c		1604c		1704c	1734c		1804c		1821		1847		1921				
Portsmouth Harbour	a			0742c	0828c			0950c		1052c		1152c		1252c		1352c		1452c		1552c		1652c		1752c		1858c											
Graley	d	0527	0555	0619	0657	0727	0757	0827	0859	0929	0959	1038	1059	1106	1138	1206	1238	1306	1338	1406	1438	1506	1538	1606	1638	1706		1738		1806		1838		1906			
Andover	d	0535	0603	0626	0705	0735	0805	0835	0906	0938	1006	1038	1106	1138	1206	1238	1306	1338	1406	1438	1506	1538	1606	1638	1706		1738		1806		1838		1906		1938		
Whitchurch (Hants)	d	0543	0611	0635	0713	0743	0813	0843	0914		1014		1114		1214		1314		1414		1514		1614		1714		1814		1914		1938		2002		2038		
Overton	d	0549	0617	0641	0719	0749	0819	0849	0920		1020		1120		1220		1320		1420		1520		1620		1720		1820		1920		1938		2002		2038		
Basingstoke	a	0558	0626	0649	0728	0758	0828	0858	0928	0955	1028	1055	1128	1155	1228	1255	1328	1355	1428	1455	1528	1555	1628	1655	1729		1755		1828		1858		1928		1958		
Reading	a	0631b	0657b	0733b	0757m	0829b	0900b	0930b	1000b	1031b	1057m	1132b	1200b	1232b	1300b	1335m	1400b	1433m	1501b	1531b	1559b	1631b	1701b	1728b	1758b		1828b		1858		1928		1958		2002		
Woking	a	0618	0646	0728b	0805b	0818	0848	0918	0949	1015	1049	1115	1149	1215	1249	1315	1349	1415	1449	1515	1549	1615	1649	1715	1749		1815		1849		1915		1949		2002		
Clapham Junction	a	0638	0714w	0728		0903w	0914w	0938	1009	1036	1112b	1136	1212b	1236	1312b	1336	1412b	1436	1512b	1536	1612b	1636	1712b	1736	1812b		1836		1912b		1949		2002		2036		
London Waterloo	a	0649	0716	0739	0814	0846	0917	0951	1019	1049	1119	1149	1219	1249	1319	1349	1419	1449	1519	1549	1619	1649	1719	1749	1816		1849		1916		1949		2002		2036		

Late night and weekend trains may be altered due to engineering works. Please check at [southwesternrailway.com](https://www.southwesternrailway.com) before travelling.

★ Passengers travelling with cycles may not join or leave services at stations with train times shown in blue. For guide to all other notes and symbols see end of timetable.

MONDAY TO FRIDAY

Exeter, Yeovil and Salisbury to Basingstoke, Woking and London Waterloo

Notes	▼ F	▼ I	▼	▼ I	▼ I		▼ G	▼ I	▼	▼ I		▼ G	▼													
Exeter St Davids	d		1624	1636		1725	1746		1825		1925		2025	2125	2257											
Exeter Central	d		1628	1640		1730	1750		1830		1930		2030	2130	2301											
Pinhoe	d		1633	1646		1734	1756		1836		1936			2137	2306											
Cranbrook	d		1637			1739	1800		1840		1940		2039	2141	2310											
Whimple	d			1652			1805		1845		1945		2044	2146	2315											
Feniton	d			1658		1747	1810		1850				2050	2152	2321											
Honiton	d		1656	1704a		1755	1819		1859		1955		2057	2159	2332											
Axminster	d		1707			1806	1829a		1910		2006		2108	2210	2343											
Crewkerne	d		1720			1819			1923		2019		2121	2223	2356											
Yeovil Pen Mill	d											2030														
Yeovil Junction	a		1728			1827			1931		2028		2035	2129	2231	0004										
Yeovil Junction	d	1646	1730			1829		1917	1933	2020	2029		2117	2131	2233	0006										
Yeovil Pen Mill	a	1653d						1925		2025			2123													
Sherborne	d			1736		1835		1939		2036			2137	2239												
Templecombe	d			1744		1843		1947		2043			2145	2247												
Gillingham (Dorset)	d			1752		1851		1955		2051			2153	2255												
Tisbury	d			1802		1901		2007		2102			2203	2305												
Salisbury	a	1817	1822			1923		2022		2122			2218	2329	0043											
Salisbury	d		1827		1847	1926		2026		2126			2226													
Southampton Central	a		1905c			2003c		2107c		2202c			2304c													
Portsmouth Harbour	a		1951c			2053c		2151c		2203c			2352c													
Grateley	d				1859	1938		2038		2138			2238													
Andover	d		1844		1906	1945		2045		2145			2245													
Whitchurch (Hants)	d				1914	1953		2053		2153			2253													
Overton	d				1920	1959		2059		2159			2259													
Basingstoke	a		1901		1928	2008		2108		2207			2307													
Reading	a		1958m		1958b	2100b		2157m		2239m			2347m													
Woking	a		1921		1949	2029		2129		2228			2331b													
Clapham Junction	a		1941		2012b	2052		2152		2248			2355b													
London Waterloo	a		1950		2019	2100		2204		2258			0008b													

Late night and weekend trains may be altered due to engineering works.

Please check at southwesternrailway.com before travelling.

For guide to notes and symbols see end of timetable.

SATURDAY

Exeter, Yeovil and Salisbury to Basingstoke, Woking and London Waterloo

Notes	▼	▼	▼	▼	▼	▼	▼	▼	▼	▼	▼	▼	▼	▼	▼	▼	▼	▼	▼	▼	▼	▼	▼	▼	▼	▼			
										A								A						A					
Exeter St Davids	d				0510			0641	0725		0824		0925		1025	1125		1225		1325		1425		1525		1625			
Exeter Central	d				0514			0645	0730		0828		0930		1030	1130		1230		1330		1430		1530		1630			
Pinhoe	d				0519			0650	0734		0833		0934		1034	1134		1234		1334		1439		1534		1639			
Cranbrook	d				0523			0654	0739		0837		0940		1039	1139		1239		1339		1439		1539		1639			
Whimple	d				0528			0659	0744		0842		0945			1144				1344				1544					
Feniton	d				0534			0705			0847			1047			1247				1447				1647				
Honiton	d				0541	0619		0713	0755		0855		0955		1055		1155		1255		1355		1455		1555	1655			
Axminster	d				0552	0630		0724	0806		0906		1006		1106		1206		1306		1406		1506		1606	1706			
Crewkerne	d				0605	0643		0737	0819		0919		1019		1119		1219		1319		1419		1519		1619	1719			
Yeovil Pen Mill	d																												
Yeovil Junction	a				0614	0652		0745	0827		0927		1027		1127		1227		1327		1427		1527		1627	1727			
Yeovil Junction	d				0620	0653		0750	0829		0929		1029		1129		1229		1329		1429		1529		1629	1729			
Yeovil Pen Mill	a																												
Sherborne	d				0626	0700		0756	0835		0935		1035		1135		1235		1335		1435		1535		1635	1735			
Templecombe	d				0634	0707		0804	0843		0943		1043		1143		1243		1343		1443		1543		1643	1743			
Gillingham (Dorset)	d				0642	0715		0812	0851		0951		1051		1151		1251		1351		1451		1551		1651	1751			
Tisbury	d				0652	0726		0822	0901		1001		1101		1201		1301		1401		1501		1601		1701	1801			
Salisbury	a				0707	0740		0837	0916		1016		1116		1216		1316		1416		1516		1616		1716	1816			
Salisbury	d	0515	0547	0621	0647	0721	0747	0821	0847	0921	0947	1021	1047	1121	1147	1221	1247	1321	1347	1421	1447	1521	1547	1621	1647	1721	1747	1821	1847
Southampton Central	a				0754c			0934c		1003c		1103c		1203c		1303c		1403c		1503c		1603c		1703c		1803c		1903c	
Portsmouth Harbour	a				0851c	0952c				1052c		1152c		1252c		1352c		1452c		1552c		1652c		1752c		1852c		1952c	
Grateley	d	0527	0559		0659		0759		0859		0959		1059		1159		1259		1359		1459		1559		1659		1759	1859	
Andover	d	0535	0606	0638	0706	0738	0806	0838	0906	0938	1006	1038	1106	1138	1206	1238	1306	1338	1406	1438	1506	1538	1606	1638	1706	1738	1806	1838	1906
Whitchurch (Hants)	d	0543	0614		0714		0814		0914		1014		1114		1214		1314		1414		1514		1614		1714		1814	1914	
Overton	d	0549	0620		0720		0820		0920		1020		1120		1220		1320		1420		1520		1620		1720		1820	1920	
Basingstoke	a	0558	0628	0655	0728	0755	0828	0855	0928	0955	1028	1055	1128	1155	1228	1255	1328	1355	1428	1455	1528	1555	1628	1655	1728	1755	1828	1855	1928
Reading	a		0657m	0726m	0758m	0826m	0857m	0927m	0956m	1026m	1101b	1129m	1156m	1226m	1257m	1329b	1359m	1430b	1456m	1526m	1556m	1626m	1656m	1729b	1756m	1826m	1856m	1926m	1956m
Woking	a	0618	0649	0715	0749	0817	0849	0915	0949	1015	1049	1115	1149	1215	1249	1315	1349	1415	1449	1515	1549	1615	1649	1715	1749	1815	1849	1915	1949
Clapham Junction	a	0638	0731w	0738	0830w	0837	0912b	0936	1012b	1036	1112b	1136	1212b	1236	1312b	1336	1412b	1436	1512b	1536	1612b	1636	1712b	1736	1812b	1836	1912b	1936	2012b
London Waterloo	a	0649	0719	0749	0819	0849	0919	0949	1019	1049	1119	1149	1219	1249	1319	1349	1419	1449	1519	1549	1619	1649	1719	1749	1819	1849	1919	1949	2019

Late night and weekend trains may be altered due to engineering works.
Please check at [southwesternrailway.com](https://www.southwesternrailway.com) before travelling.

For guide to notes and symbols see end of timetable.

SATURDAY

Exeter, Yeovil and Salisbury to Basingstoke, Woking and London Waterloo

Notes	▼工	▼工	▼	▼																			
Exeter St Davids	d	1725	1825	1925	2025	2125	2257																
Exeter Central	d	1730	1830	1930	2030	2130	2301																
Pinhoe	d	1734	1834	1934	2034	2134	2306																
Cranbrook	d	1739	1840	1939	2039	2139	2310																
Whimble	d	1744		1944	2044	2144	2315																
Feniton	d	1750	1848		2049	2150	2321																
Honiton	d	1757	1855	1955	2056	2157	2332																
Axminster	d	1808	1906	2006	2107	2208	2343																
Crewkerne	d	1821	1919	2019	2120	2221	2356																
Yeovil Pen Mill	d																						
Yeovil Junction	a	1829	1927	2027	2129	2229	0004																
Yeovil Junction	d	1831	1929	2029	2130	2231	0006																
Yeovil Pen Mill	a																						
Sherborne	d	1837	1935	2035	2137	2237																	
Templecombe	d	1845	1943	2043	2144	2245																	
Gillingham (Dorset)	d	1853	1951	2051	2152	2253																	
Tisbury	d	1903	2001	2101	2203	2303																	
Salisbury	a	1918	2016	2116	2223	2329	0041																
Salisbury	d	1926	2026	2126	2227																		
Southampton Central	a	2003c	2103c	2202c	2304c																		
Portsmouth Harbour	a	2052c	2152c	2252c	2352c																		
Grateley	d	1938	2038	2138	2239																		
Andover	d	1945	2045	2145	2247																		
Whitchurch (Hants)	d	1953	2053	2153	2255																		
Overton	d	1959	2059	2159	2300																		
Basingstoke	a	2008	2108	2207	2309																		
Reading	a	2056m	2156m	2257m	0001b																		
Woking	a	2029	2129	2228	2332b																		
Clapham Junction	a	2052	2152	2248	2352b																		
London Waterloo	a	2103	2204	2257	0003b																		

Late night and weekend trains may be altered due to engineering works.
Please check at [southwesternrailway.com](https://www.southwesternrailway.com) before travelling.

For guide to notes and symbols see end of timetable.

SUNDAY

Exeter, Yeovil and Salisbury to Basingstoke, Woking and London Waterloo

Notes	▼I	▼I	▼I	▼I	▼I	▼I	▼I	▼I	▼I	▼I	▼I	▼	▼I A	▼	▼I	▼ K	▼	▼I	▼	▼											
Exeter St Davids	d					0925	1025	1125	1225	1325	1425		1525		1625		1725	1825	1925	2025	2125	2315									
Exeter Central	d					0930	1030	1130	1230	1330	1430		1530		1630		1730	1830	1930	2030	2130	2319									
Pinhoe	d					0935	1037	1137		1337			1537		1637		1737	1837	1937		2137	2324s									
Cranbrook	d					0939	1042	1142	1241	1342	1441		1542		1642		1742	1842	1942	2041	2142	2328s									
Whimble	d					0944		1147		1347			1547				1747		1947	2046	2147										
Feniton	d					0949	1050		1249		1449				1650			1850		2051	2152										
Honiton	d				0858	0957	1057	1157	1257	1357	1457		1557		1657		1757	1857	1957	2057	2159	2340s									
Axminster	d				0909	1009	1109	1209	1309	1409	1509		1609		1709		1809	1909	2009	2109	2210	2351s									
Crewkerne	d				0922	1022	1122	1222	1322	1422	1522		1622		1722		1822	1922	2022	2122	2223	0012s									
Yeovil Pen Mill	d																														
Yeovil Junction	a				0930	1030	1130	1230	1330	1430	1530		1630		1730		1830	1930	2030	2131	2232	0021s									
Yeovil Junction	d			0732		0932	1032	1132	1232	1332	1432	1532		1632		1732		1832	1932	2032	2132	2233									
Yeovil Pen Mill	a																														
Sherborne	d			0738		0938	1038	1138	1238	1338	1438	1538		1638		1738		1838	1938	2038	2138	2240									
Templecombe	d			0746		0946	1046	1146	1246	1346	1446	1546		1646		1746		1846	1946	2046	2146	2247									
Gillingham (Dorset)	d			0754	0854	0954	1054	1154	1254	1354	1454	1554	1621	1654	1721	1754	1854	1954	2054	2154	2256										
Tisbury	d			0805	0905	1005	1105	1205	1305	1405	1505	1605	1632	1705	1732	1805	1905	2005	2105	2205	2307										
Salisbury	a			0820	0920	1020	1120	1220	1320	1420	1520	1620	1647	1720	1747	1820		1920	2020	2120	2220	2321	0057								
Salisbury	d	0645	0727	0827	0927	1027	1129	1227	1327	1427	1527	1627	1652	1727	1752	1827	1852	1927	2027	2127	2227										
Southampton Central	a			0945c	1045c	1104c	1203c	1303c	1403c	1502c	1603c	1703c	1745c	1803c	1845c	1903c		2003c	2103c	2203c	2306c										
Portsmouth Harbour	a					1153c	1252c	1413h	1452c	1613h	1651c	1752c		1853c		1952c		2052c	2151c	2252c	2356c										
Grateley	d			0739	0839	0939	1139	1339	1539				1739				1939		2139	2239											
Andover	d	0702	0746	0846	0946	1044	1146	1244	1346	1444	1546	1644	1709	1746	1809	1844	1909	1946	2044	2146	2246										
Whitchurch (Hants)	d			0754	0854		1052	1252	1452	1652						1852		2052		2254											
Overton	d			0800	0900	1058	1258	1458	1658							1858		2058		2300											
Basingstoke	a	0719	0808	0908	1002	1106	1204	1306	1402	1506	1602	1706	1726	1802	1826	1906	1926	2002	2106	2203	2308										
Reading	a	0830b	0930b	1004b	1031b	1203b	1304b	1403b	1430b	1603b	1630b	1803b	1830b	1903b			2003b	2030b	2231b	2331b	0030m										
Woking	a	0739	0828	0928	1028	1128	1228	1328	1428	1528	1628	1728	1748	1828	1848	1928	1948	2028	2128	2228	2350b										
Clapham Junction	a	0805	0857	0957	1049	1149	1249	1349	1449	1549	1649	1749	1808	1849	1908	1949	2008	2049	2149	2249	0023b										
London Waterloo	a	0820	0912	1011	1104	1204	1304	1359	1459	1559	1659	1759	1819	1859	1919	1959	2019	2059	2159	2259	0033b										

Late night and weekend trains may be altered due to engineering works. Please check at southwesternrailway.com before travelling.

For guide to notes and symbols see end of timetable.

MONDAY TO FRIDAY
London Waterloo, Woking and Basingstoke to Salisbury, Yeovil and Exeter

Notes		▼		▼	▼	▼I	▼I	▼I	▼I	▼I	▼I	▼I	▼I	▼I	▼I	▼I	▼I	▼I	▼I	▼I	▼I	▼	▼I	▼I	▼I			
									C						C	B												
London Waterloo	d					0630b	0710	0750	0820	0850	0920	0950	1020	1050	1120	1150	1220	1250	1320		1350			1420	1450	1520	1550	
Clapham Junction	d					0637b	0717u	0757u	0827u	0852w	0927u	0952w	1027u	1052w	1127u	1152w	1227u	1257u	1327u		1352w			1427u	1452w	1527u	1557u	
Woking	d					0657b	0736	0817	0846	0916	0946	1016	1046	1116	1146	1216	1246	1316	1346		1416			1446	1516	1546	1616	
Reading	d					0638c	0705b	0805m	0820b	0908b		1005b	1020b	1106b		1207b	1220b	1307b			1407b			1418b		1507b		1607b
Basingstoke	d					0722	0757	0838	0907	0938	1007	1038	1107	1138	1207	1238	1307	1338	1407		1438			1507	1538	1607	1638	
Overton	d					0730	0805	0846		0946		1046		1146		1246		1346		1446			1546		1646			
Whitchurch (Hants)	d					0735	0810	0851		0951		1051		1151		1251		1351		1451			1551		1651			
Andover	d					0744	0819	0900	0924	1000	1024	1100	1124	1200	1224	1300	1324	1400	1424		1500			1524	1600	1624	1700	
Grateley	d					0751	0826	0907		1007		1107		1207		1307		1407		1507			1607		1707			
Portsmouth Harbour	d					0600c		0705c		0823c		0923c		1023c		1123c		1223c		1323c				1423c		1523c		
Southampton Central	d					0646c		0753c		0910c		1010c		1110c		1210c		1309c	1337c	1410c		1437c		1510c		1610c	1637c	
Salisbury	a					0803	0839	0920	0943	1020	1042	1120	1142	1220	1242	1320	1343	1419	1442		1520			1542	1620	1642	1720	
Salisbury	d			0608	0740	0808	0847		0947		1047		1147		1247		1347	1424	1447		1523			1547		1647	1723	
Tisbury	d			0629	0759	0827	0906		1006		1106		1206		1306		1406		1506		1537			1606		1706	1737	
Gillingham (Dorset)	d		0551	0642	0811	0837a	0917		1017		1117		1217		1317		1417		1517		1552y			1617		1717	1753	
Templecombe	d		0558	0650	0819		0925		1025		1125		1225		1325		1425		1525		1600			1625		1725	1800	
Sherborne	d		0606	0657	0826		0932		1032		1132		1232		1332		1432		1532		1607			1632		1732	1808	
Yeovil Pen Mill	d		0541																	1544			1631					
Yeovil Junction	a		0546	0611	0703	0832		0938		1038		1138		1238		1338		1438		1538	1549	1613		1636	1638		1738	1813
Yeovil Junction	d			0615	0707	0839		0939		1039		1139		1239		1339		1439		1539			1620		1639	1646	1739	
Yeovil Pen Mill	a																1539				1627			1651				
Crewkerne	d		0624	0716	0849		0949		1049		1149		1249		1349		1449		1549				1649			1749		
Axminster	d	0552	0656z	0737	0903		1003		1103		1203		1303		1403		1503		1603				1703			1803		
Honiton	d	0607	0712	0753	0916		1016		1116		1216		1316		1416		1516		1616			1707		1716		1818		
Feniton	d	0612	0718	0759	0921		1021		1121		1221		1321		1421		1521		1621							1823		
Whimple	d	0617	0723	0804	0926				1124				1324				1526							1724				
Cranbrook	d	0622	0728	0808	0931		1029		1128		1229		1328		1429		1531		1629					1729		1831		
Pinhoe	d	0626	0732	0812	0935		1033		1132		1233		1332				1535							1733				
Exeter Central	a	0630	0737	0817	0939		1037		1137		1237		1337		1437		1539		1635			1728				1837		
Exeter St Davids	a	0635	0742	0821	0944		1042		1143		1243		1343		1443		1544		1643			1733				1843		

Late night and weekend trains may be altered due to engineering works. Please check at southwesternrailway.com before travelling.

For guide to notes and symbols see end of timetable.

MONDAY TO FRIDAY
London Waterloo, Woking and Basingstoke to Salisbury, Yeovil and Exeter

	Notes	▼ 16:20	▼ 16:50 G★	▼ 17:20 ★	▼ 17:50 ★		▼ 18:20 ★	▼ 18:50 G★	▼ 19:20 C	▼ 19:50	▼ 20:20	▼ 21:20	▼ 22:20	▼ 23:40 FX	▼ 23:40 FO																				
London Waterloo	d	1620	1650	1720	1750		1820	1850	1920	1950	2020	2120	2220	2340	2340																				
Clapham Junction	d	1627u	1657u				1827u	1846b	1927u	1952w	2027u	2127u	2227u	2347u	2347u																				
Woking	d	1646	1716u	1746u	1813b		1846	1918	1946	2016	2046	2149	2249	0008	0008																				
Reading	d	1636b	1706b	1733b	1804m		1833b	1905b		2007b	2034m	2150b	2248b	2334b	2334b																				
Basingstoke	d	1707	1738	1807	1838		1907	1939	2007	2038	2107	2214	2311	0028	0028																				
Overton	d	1715	1746	1815	1847		1915	1947	2015	2046	2115	2222	2320	0037s	0037s																				
Whitchurch (Hants)	d	1720	1751	1820	1852		1920	1952	2020	2051	2120	2227	2325	0042s	0042s																				
Andover	d	1729	1800	1829	1900		1929	2001	2029	2100	2129	2236	2333	0050	0050																				
Grateley	d	1736	1807	1836	1908		1936	2008	2036	2107	2136	2243	2341	0058s	0058s																				
Portsmouth Harbour	d	1623c		1723c	1733v		1823c		1923c		2023c	2123c																							
Southampton Central	d	1710c	1737c	1810c	1842c		1910c	1937c	2010c		2110c	2222c																							
Salisbury	a	1748	1820	1850	1920		1948	2020	2049	2120	2148	2255	2353	0110	0110s																				
Salisbury	d	1753	1823	1854	1924		1953	2025	2053		2206	2303																							
Tisbury	d	1809	1837	1908	1938		2011	2039	2108		2224	2316s			0125s																				
Gillingham (Dorset)	d	1819	1851	1919	1954		2022	2052	2119		2235	2327s			0136s																				
Templecombe	d	1827	1858	1926	2002		2030	2100	2127		2242	2335s			0144s																				
Sherborne	d	1834	1906	1934	2009		2037	2107	2134		2250	2342s			0151s																				
Yeovil Pen Mill	d					2030																													
Yeovil Junction	a	1840	1912	1939	2015	2035	2043	2113	2140		2255	2348			0157																				
Yeovil Junction	d	1843	1917	1941	2020		2044	2117	2141		2257																								
Yeovil Pen Mill	a		1925		2025			2123																											
Crewkerne	d	1853		1950			2054		2151		2306																								
Axminster	d	1907		2004			2108		2205		2320																								
Honiton	d	1919		2017			2120		2219		2332																								
Feniton	d			2022					2225		2338																								
Whimple	d	1927					2128		2230		2343																								
Cranbrook	d	1932		2030			2133		2234		2347																								
Pinhoe	d	1936					2137		2238		2351																								
Exeter Central	a	1940		2037			2143		2243		2356																								
Exeter St Davids	a	1946		2043			2147		2247		0001																								

Late night and weekend trains may be altered due to engineering works. Please check at [southwesternrailway.com](https://www.southwesternrailway.com) before travelling.

★ Passengers travelling with cycles may not join or leave services at stations with train times shown in blue. For guide to all other notes and symbols see end of timetable.

SATURDAY London Waterloo, Woking and Basingstoke to Salisbury, Yeovil and Exeter

Notes				▼	▼	▼	▼	▼	▼	▼	▼	▼	▼	▼	▼	▼	▼	▼	▼	▼	▼	▼	▼	▼	▼	▼	▼		
									C																				
London Waterloo	d				0630b	0710	0750	0820	0850	0920	0950	1020	1050	1120	1150	1220	1250	1320	1350	1420	1450	1520	1550	1620	1650	1720	1750	1820	
Clapham Junction	d				0637b	0717u	0757u	0827u	0857u	0927u	0957u	1027u	1057u	1127u	1157u	1227u	1257u	1327u	1357u	1427u	1457u	1527u	1557u	1627u	1657u	1727u	1757u	1827u	
Woking	d				0657b	0736	0816	0846	0916	0946	1016	1046	1116	1146	1216	1246	1316	1346	1416	1446	1516	1546	1616	1646	1716	1746	1816	1846	
Reading	d				0633m	0703m	0803m	0835m	0903m	0934m	1003m	1034m	1105b	1134m	1203m	1235m	1304m	1334m	1404m	1434m	1503m	1534m	1603m	1634m	1703m	1734m	1803m	1834m	
Basingstoke	d				0722	0759	0838	0907	0938	1007	1038	1107	1138	1207	1238	1307	1338	1407	1438	1507	1538	1607	1638	1707	1738	1807	1838	1907	
Overton	d				0730	0807	0846		0946		1046		1146		1246		1346		1446		1546		1646		1746		1846		
Whitchurch (Hants)	d				0735	0812	0851		0951		1051		1151		1251		1351		1451		1551		1651		1751		1851		
Andover	d				0744	0821	0900	0924	1000	1024	1100	1124	1200	1224	1300	1324	1400	1424	1500	1524	1600	1624	1700	1724	1800	1824	1900	1924	
Grateley	d				0751	0828	0907		1007		1107		1207		1307		1407		1507		1607		1707		1807		1907		
Portsmouth Harbour	d				0608c		0723c		0823c		0923c		1023c		1123c		1223c		1323c		1423c		1523c		1623c		1723c		1823c
Southampton Central	d				0657c		0810c		0910c		1010c		1110c		1210c		1310c		1410c		1510c		1610c		1710c		1810c		1910c
Salisbury	a				0805	0842	0920	0942	1020	1042	1120	1142	1220	1242	1320	1342	1420	1442	1520	1542	1620	1642	1720	1742	1820	1843	1920	1943	
Salisbury	d			0615	0745		0847		0947		1047		1147		1247		1347		1447		1547		1647		1747		1847	1947	
Tisbury	d			0629	0759		0906		1006		1106		1206		1306		1406		1506		1606		1706		1806		1908	2006	
Gillingham (Dorset)	d			0642	0811		0917		1017		1117		1217		1317		1417		1517		1617		1717		1817		1919	2017	
Templecombe	d			0650	0819		0925		1025		1125		1225		1325		1425		1525		1625		1725		1825		1926	2025	
Sherborne	d			0657	0826		0932		1032		1132		1232		1332		1432		1532		1632		1732		1832		1934	2032	
Yeovil Pen Mill	d																												
Yeovil Junction	a			0703	0832		0938		1038		1138		1238		1338		1438		1538		1638		1738		1838		1939	2038	
Yeovil Junction	d			0615	0707	0839		0939		1039		1139		1239		1339		1439		1539		1639		1739		1839	1941	2039	
Yeovil Pen Mill	a																												
Crewkerne	d			0624	0716	0849		0949		1049		1149		1249		1349		1449		1549		1649		1749		1849		1950	2049
Axminster	d	0552	0656z	0738	0903		1003		1103		1203		1303		1403		1503		1603		1703		1803		1903		2005	2103	
Honiton	d	0607	0712	0754	0916		1016		1116		1216		1316		1416		1516		1616		1716		1817		1916		2017	2117	
Feniton	d	0612	0718	0800	0921		1021		1121		1221		1321		1421		1521		1621		1721		1823		1923		2023		
Whimple	d	0617	0723	0805	0926				1124				1324				1524				1724				1924			2125	
Cranbrook	d	0622	0728	0809	0931		1029		1128		1229		1328		1429		1528		1629		1728		1830		1928		2030	2129	
Pinhoe	d	0626	0732	0813	0935		1033		1132		1233		1332		1437		1532		1633		1732		1837		1932		2041	2133	
Exeter Central	a	0630	0737	0818	0939		1037		1137		1237		1337		1437		1537		1637		1737		1837		1937		2041	2138	
Exeter St Davids	a	0635	0742	0822	0944		1042		1142		1242		1342		1442		1542		1642		1742		1842		1942		2045	2142	

Late night and weekend trains may be altered due to engineering works. Please check at southwesternrailway.com before travelling.

For guide to notes and symbols see end of timetable.

SATURDAY

London Waterloo, Woking and Basingstoke to Salisbury, Yeovil and Exeter

Notes	▼	▼	▼	▼	▼	▼	▼															
	1850	1920	1950	2020	2120	2220	2340															
London Waterloo	d	1850	1920	1950	2020	2120	2220	2340														
Clapham Junction	d	1857u	1927u	1957u	2027u	2127u	2227u	2347u														
Woking	d	1916	1946	2016	2046	2149	2249	0008														
Reading	d	1903m	1934m	2003m	2033m	2150b	2235m	2308b														
Basingstoke	d	1938	2007	2038	2107	2214	2311	0028														
Overton	d	1946		2046	2115	2222	2320	0037s														
Whitchurch (Hants)	d	1951		2051	2120	2227	2325	0042s														
Andover	d	2000	2024	2100	2129	2236	2333	0050														
Grateley	d	2007		2107	2136	2243	2341	0058s														
Portsmouth Harbour	d		1923c		2023c																	
Southampton Central	d		2010c		2110c	2137c																
Salisbury	a	2020	2042	2120	2148	2255	2353	0110														
Salisbury	d		2047		2153	2303																
Tisbury	d		2106		2209	2316s																
Gillingham (Dorset)	d		2117		2220	2327s																
Templecombe	d		2125		2228	2335s																
Sherborne	d		2132		2235	2342s																
Yeovil Pen Mill	d																					
Yeovil Junction	a		2138		2241	2349																
Yeovil Junction	d		2139		2242																	
Yeovil Pen Mill	a																					
Crewkerne	d		2149		2252																	
Axminster	d		2203		2305a																	
Honiton	d		2217																			
Feniton	d		2223																			
Whimple	d		2228																			
Cranbrook	d		2232																			
Pinhoe	d		2236																			
Exeter Central	a		2241																			
Exeter St Davids	a		2245																			

Late night and weekend trains may be altered due to engineering works. Please check at southwesternrailway.com before travelling.

For guide to notes and symbols see end of timetable.

SUNDAY

London Waterloo, Woking and Basingstoke to Salisbury, Yeovil and Exeter

	<i>Notes</i>		▼	▼	▼ <i>1</i>	▼ <i>1</i>	▼ <i>1</i>	▼ <i>1</i>	▼ <i>1</i>	▼ <i>1</i>	▼ <i>1</i>	▼ <i>1</i>	▼	▼ <i>1</i>	▼	▼ <i>1</i>	▼	▼ <i>1</i>	▼	▼ <i>1</i>	<i>1</i>															
							C									C																				
London Waterloo	d			0815	0915	1015	1115	1215	1315	1415	1515	1615	1715	1745	1815	1845	1915	1945	2015	2045	2115	2215	2335													
Clapham Junction	d			0823u	0922u	1022u	1122u	1222u	1322u	1422u	1522u	1622u	1722u	1753u	1822u	1853u	1922u	1953u	2022u	2053u	2122u	2222u	2344u													
Woking	d			0847	0947	1046	1146	1246	1346	1446	1546	1646	1746				1946		2046		2146	2246	0008													
Reading	d			0837b		1038b	1138b	1238b	1338b	1438b	1538b	1638b	1738b				1938b		2038b		2138b	2238b	2338b													
Basingstoke	d		0805	0908	1008	1107	1207	1307	1407	1507	1607	1707	1807				1907		2107		2207	2307	0040													
Overton	d		0813	0916		1115		1315		1515		1715					1915		2115			2315	0049s													
Whitchurch (Hants)	d		0818	0921		1120		1320		1520		1720					1920		2120			2320	0054s													
Andover	d		0827	0930	1025	1129	1224	1329	1424	1529	1624	1729	1824	1849	1929	1949	2024	2049			2226	2329	0102													
Grateley	d		0834		1032		1231		1431		1631		1831				2031				2233	2336	0110s													
Portsmouth Harbour	d				0908c		1108c		1308c	1408c	1508c	1608c	1708c				1908c		2008c																	
Southampton Central	d				1010c		1210c	1254c	1410c	1454c	1610c	1654c	1810c				2010c		2054c		2110c															
Salisbury	a		0846	0946	1045	1145	1245	1345	1445	1545	1645	1745	1845	1905	1945	2005	2045	2105	2145	2205	2245	2348	0122													
Salisbury	d	0706	0851	0951	1051	1151	1251	1351	1451	1551	1651	1751	1851				1951		2051		2151		2251													
Tisbury	d	0720	0910	1010	1110	1210	1310	1410	1510	1610	1710	1810	1910				2010		2110		2210		2311													
Gillingham (Dorset)	d	0731	0921	1021	1121	1221	1321	1421	1521	1621	1721	1821	1921				2021		2121		2221		2322													
Templecombe	d	0738	0928	1028	1128	1228	1328	1428	1528	1628	1728	1828	1928				2028		2128		2228		2330													
Sherborne	d	0746	0936	1036	1136	1236	1336	1436	1536	1636	1736	1836	1936				2036		2136		2236		2337													
Yeovil Pen Mill	d																																			
Yeovil Junction	a	0751	0941	1041	1141	1241	1341	1441	1541	1641	1741	1841	1941				2041		2141		2242		2343													
Yeovil Junction	d	0753	0943	1043	1143	1243	1343	1443	1543	1643	1743	1843	1943				2043		2143				2344													
Yeovil Pen Mill	a																																			
Crewkerne	d	0802	0952	1052	1152	1252	1352	1452	1552	1652	1752	1852	1952				2052		2152				2354													
Axminster	d	0816	1006	1106	1206	1306	1406	1506	1606	1706	1806	1906	2006				2106		2206				0008													
Honiton	d	0831	1018	1118	1218	1318	1418	1518	1618	1718	1818	1918	2018				2118		2220				0020													
Feniton	d	0836	1024		1224		1424		1624		1824		2024				2124		2225				0025													
Whimble	d	0841		1126		1326		1526		1726		1926					2129		2230				0030													
Cranbrook	d	0846	1031	1131	1231	1331	1431	1531	1631	1731	1831	1931	2031				2133		2235				0035													
Pinhoe	d	0850	1035	1135	1235	1335		1535		1735		1935					2137		2239				0039													
Exeter Central	a	0854	1040	1140	1240	1340	1440	1539	1640	1740	1840	1940	2040				2142		2243																	
Exeter St Davids	a	0859	1045	1145	1245	1345	1445	1544	1645	1745	1845	1945	2045				2146		2248				0046													

Late night and weekend trains may be altered due to engineering works. Please check at southwesternrailway.com before travelling.

For guide to notes and symbols see end of timetable.

GUIDE TO NOTES AND SYMBOLS

First Class accommodation also available on all trains shown in **bold type**.

- A** Portion from Bristol Temple Meads attaches at Salisbury.
- B** Runs via Westbury.
- C** Portion for Bristol Temple Meads detaches at Salisbury. Please make sure you travel in the correct portion.
- F** Runs via Westbury. Train attaches at Salisbury to 1827 to London Waterloo.
- G** Continues to Castle Cary, Bruton, Frome and Westbury - see table 20A.
- K** From Frome - see table 20A
- FO** Train runs on **Fridays only**.
- FX** Train does **not run** on Fridays.
 - a Arrival time.
 - b Change at Basingstoke.
 - c Change at Salisbury.
 - d Departure time.
 - h Change at Salisbury and Fareham.
 - m Change at Basingstoke. Connection different until 1 January 2018 - please enquire.

All services shown in **bold type** are operated by South Western Railway.

- s Stops to let passengers leave the train only.
- u Stops to let passengers join the train only.
- v Change at Fareham and Salisbury.
- w Change at Woking.
- y Arrives Gillingham at 1547.
- z Arrives Axminster at 0643.
- ▼ Cycles only carried with advance reservation.
- ⚙ Catering (trolley service) provided for all or part of the journey.
- ↔ Railair coach link between Woking station and Heathrow Airport. Visit nationalexpress.com for details.
- ⇄ Interchange for Wightlink (Portsmouth-Ryde) catamaran and Gosport ferry.
- S For details of additional trains, please see Pocket Timetable 28.
- ⊖ Interchange for London Underground. Visit tfl.gov.uk for details.
- P Car Park.
- ⑦ Minimum connection time where different from the standard five minutes.

- ★ Passengers travelling with cycles may not join or leave services at stations with train times shown in blue.

Cycle reservations

A cycle space must be reserved in advance when a ▼ symbol appears above the train.

Cycles on trains - Monday to Friday

At peak times the following restrictions apply in the area bounded by Reading, Hook, Alton, Guildford and Dorking.

Passengers travelling with cycles may not join or leave services timed to arrive at London Waterloo between 0715 and 1000 inclusive or timed to depart London Waterloo between 1645 and 1900 inclusive.

STATION INFORMATION

See notes for explanation of symbols.

Exeter St Davids	P	⑥
Exeter Central	P	
Pinhoe		
Cranbrook	P	
Whimple	P	
Feniton	P	
Honiton	P	
Axminster	P	
Crewkerne	P	
Yeovil Junction	P	
Sherborne	P	
Templecombe	P	
Gillingham (Dorset)	P	
Tisbury	P	
Salisbury	P	
Southampton Central	P	
Portsmouth Harbour		⇄
Grateley	P	
Andover	P	
Whitchurch (Hants)	P	
Overton	P	
Basingstoke	P	
Reading	P	⑦
Woking	P	↔
Clapham Junction		⑩
London Waterloo	⊖	⑮

MONDAY TO FRIDAY

Notes	▼ K	▼	▼	▼ K	▼	▼ J	▼ L	□	▼ L	□	□
Bristol Temple Meads	d	0851	1249		1551						2223
Keynsham	d	0858	1256		1558						
Oldfield Park	d		1303								
Bath Spa	d	0907	1307		1608						2236
Bradford-on-Avon	d	0922	1319		1624						2247
Trowbridge	d	0929	1328		1630						2253
Yeovil Pen Mill	d	0541		1544		1653	1927		2127		
Castle Cary	d		1307c		1555c	1707	1940		2141		
Bruton	d					1712	1945		2146		
Frome	d					1724	1957		2158		
Westbury	d	0939	1339		1639	1745	2006a	2015	2212a	2218	2305
Warminster	d	0946	1346		1647	1752		2023		2226	2312
Salisbury	a	0639	1009	1412	1643	1709	1817	2042		2246	2338
Salisbury	d	0645	1021	1421	1647	1721	1827				
Grateley	a	0657			1659						
Andover	a	0704	1037	1437	1706	1737	1843				
Whitchurch (Hants)	a	0713			1714						
Overton	a	0719			1720						
Basingstoke	a	0728	1055	1455	1729	1755	1901				
Woking	a		1115	1515	1749	1815	1921				
Clapham Junction	a		1136	1536		1836	1941				
London Waterloo	a	0814	1149	1549	1816	1849	1950				

SATURDAY

▼	▼	▼	□	
0851	1251	1551	2223	
0858	1258	1558		
0907	1307	1607	2236	
0921	1320	1624	2247	
0927	1327	1630	2253	
	1252c	1553c		
0939	1339	1639	2305	
0946	1346	1647	2312	
1009	1410	1709	2335	
1021	1421	1721		
1037	1437	1737		
1055	1455	1755		
1115	1515	1815		
1136	1536	1836		
1149	1549	1849		

SUNDAY

▼	▼	□	
1604		2135	
1611			
1620		2149	
1631		2200	
1637		2206	
	1736c	2126c	
	1804		
1646	1816	2215	
1653	1823	2222	
1716	1843	2246	
1727	1852		
1739			
1745	1908		
1802	1926		
1828	1948		
1849	2008		
1859	2019		

STATION INFORMATION

See notes on previous page for explanation of symbols.

Bristol Temple Meads	P	10
Keynsham	P	
Oldfield Park		
Bath Spa	P	
Bradford-on-Avon	P	
Trowbridge	P	
Yeovil Pen Mill	P	
Castle Cary	P	
Bruton	P	
Frome	P	
Westbury	P	
Warminster	P	
Salisbury	P	
Grateley	P	
Andover	P	
Whitchurch	P	
Overton	P	
Basingstoke	P	
Woking	P	←
Clapham Junction		10
London Waterloo	⊖	15

* For the complete service between Salisbury, Andover and London Waterloo, also trains from Yeovil Junction, please see earlier pages.

For details of the complete service between Bristol, Bath Spa and Salisbury, also Yeovil Pen Mill to Westbury and Weymouth, please see Great Western Railway publicity.

MONDAY TO FRIDAY

Notes	□	□▼ D	□▼ D	□▼ D	□▼ G	□▼ GH	□▼ G	□▼ GH	□▼ D			
London Waterloo	d		0920	1220	1250	1350	1650	1750	1850	1920		
Clapham Junction	d		0927u	1227u	1257u		1657u			1927u		
Woking	d		0946	1246	1316	1416	1716		1918	1946		
Basingstoke	d		1007	1307	1338	1438	1738	1838	1939	2007		
Overton	d				1346	1446	1746	1847	1947	2015		
Whitchurch (Hants)	d				1351	1451	1751	1852	1952	2020		
Andover	d		1024	1324	1400	1500	1800	1900	2001	2029		
Grateley	d				1407	1507	1807	1908	2008	2036		
Salisbury	a		1042	1343	1419	1520	1820	1920	2020	2049		
Salisbury	d	0640	1052	1352	1424	1523	1823	1924	2025	2057		
Warminster	a	0659	1111	1411	1443					2116		
Westbury	a	0708	1120	1420	1451					2125		
Frome	a			1449c	1506					2150c		
Bruton	a				1518					2202c		
Castle Cary	a				1523					2207c		
Yeovil Pen Mill	a				1539	1627	1925	2025	2123	2222c		
Trowbridge	a	0714	1128	1427						2131		
Bradford-on-Avon	a	0720	1134	1433						2137		
Bath Spa	a	0733	1147	1446						2150		
Oldfield Park	a	0737										
Keynsham	a	0744	1156	1454						2158		
Bristol Temple Meads	a	0752	1206	1505						2206		

SATURDAY

□	□▼ D	□▼ D	□▼ D	
	0920	1220	1920	
	0927u	1227u	1927u	
	0946	1246	1946	
	1007	1307	2007	
	1024	1324	2024	
	1042	1342	2042	
0640	1052	1352	2057	
0659	1111	1411	2116	
0708	1120	1420	2125	
		1453c	2150c	
			2202c	
			2207c	
			2222c	
0714	1127	1427	2131	
0720	1133	1433	2137	
0733	1146	1446	2150	
0737				
0744	1154	1454	2158	
0752	1205	1505	2206	

SUNDAY

□▼ D	□▼ D	□▼ D	
1215	1515b	1815	
1222u	1522b	1822u	
1246	1546b	1846	
1307	1607b	1907	
1315		1915	
1320		1920	
1329	1624b	1929	
	1631b		
1345		1945	
1355	1710	1955	
1414	1736	2014	
1423	1744	2023	
	1757		
1429		2029	
1435		2035	
1450		2049	
1458		2057	
1506		2105	

NOTES TO TABLE 20A

- D** Train divides at Salisbury - please make sure you join the correct portion.
- G** Runs via Sherborne and Yeovil Junction.
- H** Continues to Westbury - see other direction.
- J** From Yeovil Junction.
- K** Runs via Yeovil Junction and Sherborne - see main timetable.
- L** From London Waterloo via Sherborne and Yeovil Junction - see main timetable.
- a** Arrival time.
- b** Change at Salisbury.
- c** Change at Westbury.
- d** Departure time.
- u** Stops to let passengers join the train only.
- First Class accommodation also available.
- ▼** Cycles only carried with advance reservation.

* For the complete service between London Waterloo, Andover and Salisbury, also trains to Yeovil Junction, please see earlier pages.
For details of the complete service between Salisbury, Bath Spa and Bristol, also Weymouth and Westbury to Yeovil Pen Mill, please see Great Western Railway publicity.

20B Yeovil Pen Mill - Weymouth

MONDAY TO FRIDAY

	Notes									
Yeovil Pen Mill	d	0735	1014	1115	1319	1624	1820	1919	2223	
Dorchester West	d	0809	1048	1149	1356	1658	1854	1954	2258	
Upwey	d	0817	1055	1202	1403	1705	1906	2002	2306	
Weymouth	a	0823	1103	1209	1410	1710	1912	2010	2313	

SATURDAY

0735	1015	1118	1322	1624	1821	1920	2223		
0809	1054	1154	1356	1658	1855	1954	2258		
0817	1101	1202	1403	1705	1902	2002	2306		
0824	1109	1209	1410	1710	1910	2010	2314		

SUNDAY

0954	1104	1505	1912	2221				
1029	1141	1540	1947	2255				
1037	1149	1549	1955	2302				
1042	1154	1554	2003	2307				

20B Weymouth - Yeovil Pen Mill

MONDAY TO FRIDAY

	Notes									
Weymouth	d	0533	0644	0853	1110	1322	1508	1730	2021	
Upwey	d	0538	0649	0858	1115	1327	1513	1735	2026	
Dorchester West	d	0546	0657	0906	1123	1335	1521	1743	2034	
Yeovil Pen Mill	a	0619	0730	0939	1202	1408	1554	1816	2105	

SATURDAY

0644	0853	1114	1310	1508	1730	2021		
0649	0858	1119	1315	1513	1735	2026		
0657	0906	1127	1323	1521	1743	2034		
0730	0939	1204	1408	1554	1816	2108		

SUNDAY

1105	1415	1610	1756	2009				
1110	1420	1615	1801	2014				
1118	1428	1623	1809	2022				
1153	1501	1656	1842	2055				

NOTES

Operated by Great Western Railway.

For details of seat and cycle reservation requirements and also catering facilities, please refer to Great Western Railway publications.

- a** arrival time.
d departure time.

STATION INFORMATION

See notes on page 16 for explanation of symbols.

Yeovil Pen Mill	P	
Dorchester West		
Upwey	P	S
Weymouth	P	S

Late night and weekend trains may be altered due to engineering works.

20D Axminster - Seaton - Beer Bus Service

Operated by Axe Valley 885 - Tel: 01297 625959

MONDAY TO SATURDAY - NO SERVICE on this route on Sundays or public holidays.

	Notes	SX		SX								SX														
Axminster Rail Station	d	0732	0840	0915	1015	1115	1215	1315	1415	1535	1715	1815	1842													
Seaton (Marine Place)	a	0800	0909	0944	1044	1144	1244	1344	1444	1604	1744	1844	1910													
Beer Cross	a			0958	1058	1158	1258	1358	1458		1758	1853														

	Notes	SX										SX														
Beer Cross	d		0750		1004	1100	1204	1300	1404		1704	1800														
Seaton Sea Front	d	0645	0800	0920	1020	1120	1220	1320	1420	1620	1720	1810														
Axminster Rail Station	a	0711	0825	0945	1045	1145	1245	1345	1445	1645	1745	1835														

20E Honiton - Sidmouth Bus ServiceOperated by Stagecoach South West 9 - Tel: 01392 427711
stagecoachbus.com/timetables**MONDAY TO SATURDAY- NO SERVICE on this route on Sundays or public holidays.**

	Notes	SX	SO	SX	SO																					
Honiton Rail Station	d	0808	0813	0923	0928	1028	1128	1228	1328	1428	1528	1628	1800	1900	2000											
Sidmouth Triangle	a	0848	0848	1003	1003	1103	1203	1303	1403	1503	1603	1703	1830	1930	2029											

	Notes	SX	SO	SX	SO								SO	SX	SO	SX	SO	SX								
Sidmouth Triangle	d	0720	0736	0825	0849	0949	1049	1149	1249	1349	1449	1549	1649	1709	1749	1758	1849	1859								
Honiton Rail Station	a	0808	0813	0855	0928	1028	1128	1228	1328	1428	1528	1628	1722	1800	1822	1831	1922	1929								

NOTES

- a - Arrival time.
- d - Departure time.

SX - Does NOT RUN on Saturdays.**SO** - Runs Saturdays ONLY.

20F Yeovil Junction - Town Centre - Yeovil Pen Mill Bus Service

Operated by South West Coaches 68 – Tel: 01935 475872
southwestcoaches.co.uk/bus-timetable

MONDAY TO SATURDAY - NO SERVICE on this route on Sundays or public holidays.

Notes																																	
Yeovil Junction	d		0720	0750	0820	0850	and every 30 minutes until	1520	1550	1620	1650	1750	1850																				
Yeovil Bus Station	a	0657d	0727	0757	0827	0857		1527	1557	1627	1657	1757	1857																				
Yeovil Pen Mill	a	0702	0732	0802	0832	0902		1532	1602	1632	1715	1802	1902																				

Notes																																
Yeovil Pen Mill	d		0720	0750	0820	0850	and every 30 minutes until	1520	1550	1620	1650		1822	1902																		
Yeovil Bus Station	d	0700	0730	0800	0830	0900		1530	1600	1630	1700a		1730	1830	R	Bus will run to the Bus Station on request																
Yeovil Junction	a	0705	0735	0805	0835	0905		1535	1605	1635		1735	1835																			

20G Exeter St Davids - Exeter Airport Bus Service

Operated by Stagecoach South West 56/A/B – Tel: 01392 427711
stagecoachbus.com/timetables

MONDAY TO SATURDAY

Notes	SX	SX	SO	SX	SX	SX								SO	SX	SO	SX	SO	SX		SX										
Exeter St Davids #	d	0625	0700	0705	0745	0815	0840	0915	1015	1115	1215	1315	1415	1515	1520	1615	1625	1645	1715	1740	1815										
Exeter Airport	a	0655	0727	0730	0820	0850	0913	0947	1047	1147	1247	1347	1447	1547	1557	1647	1730	1717	1755	1833	1844										

Notes	SX	SX	SO	SX	SO									SX	SO	SX	SO	SX	SX												
Exeter Airport	d	0700	0730	0838	0913	0938	1038	1138	1238	1338	1438	1538	1605	1608	1700	1705	1730	1910													
Exeter St Davids #	a	0730	0810	0908	1008	1008	1108	1208	1308	1408	1508	1608	1640	1638	1735	1735	1805	1942													

SUNDAY

0715	0815	and every hour until	1715	1815	
0740	0840		1740	1840	

0745	0845	and every hour until	1745	1910	
0810	0910		1810	1935	

NOTES

SUNDAY SERVICE will run on
Holiday Monday 7 May.

a - Arrival time.
d - Departure time.

SX - Does NOT RUN on Saturdays.
SO - Runs Saturdays ONLY.

- Buses use the station forecourt.



Visit us at southwesternrailway.com

- Buying tickets online
- Special offers and days out
- Live train information
- Plan your journey
- Train times
- Latest news



Free Travel Alerts southwesternrailway.com/alerts

Keeping our registered customers up-to-date with their service running information, delays and alterations.



Twitter Customer Service [@SW_Railway](https://twitter.com/SW_Railway) [@SW_Help](https://twitter.com/SW_Help)

Follow South Western Railway on Twitter and be the first to know what's happening on our network.



[Facebook.com/SWRailway](https://www.facebook.com/SWRailway)

Providing South Western Railway network information and details of our latest offers.



Customer Service Centre **0345 6000 650**

Our UK based team are available 7 days a week from 6am to 10pm for:

- Ticket sales by credit or debit card
- Comments and suggestions



Assisted Travel **0800 5282 100** Textphone 0800 6920 792

A freephone service open 6am - 10pm for older and disabled passengers. We recommend booking assistance **24 hours in advance.**



National Rail Enquiries **03457 48 49 50**

Train times, fares and rail information.

First MTR South Western Trains Limited (trading as South Western Railway) accepts no liability for any inaccuracy in the information contained in this timetable which is subject to alteration.

First MTR South Western Trains Limited. Registered in England and Wales 07900320. Registered office: 50 Eastbourne Terrace, Paddington, London, W2 6LG. A First and MTR company.

