

# 24

## ISLAND LINE Isle of Wight to London Waterloo



### Train times

10 December 2017 to 19 May 2018

# Your timetable

This timetable shows Island Line train services between Shanklin and Ryde Pier Head. Times for the connecting bus link to Ventnor are also included.

Ferries from Ryde Pier Head to Portsmouth Harbour offer connections to mainland train services by South Western Railway to London Waterloo, Southern to London Victoria and Great Western Railway to Cardiff.

Customers for the Isle of Wight Steam Railway should travel to Smallbrook Junction for connecting services. For more information please visit **[iwsteamrailway.co.uk](http://iwsteamrailway.co.uk)**

## Isle of Wight Community Rail Partnership

The Isle of Wight Community Rail Partnership was set up in 2005 with the aim to create a sustainable future for rail on the Island. The CRP has successfully delivered numerous projects to the benefit of the railway, its users and the community. Partners include Island Line Trains, Wightlink, Hovertravel, Isle of Wight Chamber of Commerce, Isle of Wight Steam Railway and Southern Vectis.

If you would like more details please visit **[isleofwightcrp.co.uk](http://isleofwightcrp.co.uk)** or contact:

**Isle of Wight Community Rail Partnership,**

St Johns Road Station, Ryde, Isle of Wight, PO33 2BA.

Email: **[info@isleofwightcrp.co.uk](mailto:info@isleofwightcrp.co.uk)**

## Isle of Wight Bus & Rail Users Group

The group is a forum for bus and rail users on the Isle of Wight and those responsible for providing services.

Details of locations for the meetings and any further information can be found by contacting:

Hon. Secretary. Email: **[iwbususers@gmail.com](mailto:iwbususers@gmail.com)**

Public enquiries can be made and topics raised at these monthly meetings.

Visit **[iwbususers.btck.co.uk](http://iwbususers.btck.co.uk)**

# Connections

## BY TRAIN

### South Western Railway

Provides fast, frequent trains from London Waterloo to Portsmouth. For further details visit **[southwesternrailway.com](https://www.southwesternrailway.com)**

### Southern

Provides coastal services from Brighton, Chichester and West Sussex stations. London Victoria to Portsmouth via East Croydon and Gatwick Airport. For further details visit **[southernrailway.com](https://www.southernrailway.com)**

### Great Western Railway

Provides frequent services from Cardiff, Bristol, Salisbury and Southampton to Portsmouth Harbour. For further details visit **[GWR.com](https://www.gwr.com)**

## BY HOVERCRAFT

### Hovertravel

Provides a fast and friendly service to the Isle of Wight. A 10 minute crossing between Southsea (Clarence Pier) and Ryde Esplanade with connections to Island Line trains.

For further details please telephone **01983 717717** or visit **[hovertravel.co.uk](https://www.hovertravel.co.uk)**

## BY FERRY

### Wightlink

Provides a fast, comfortable service between Portsmouth Harbour and Ryde Pier Head. This crossing, which takes approximately 22 minutes, connects with the station at each end of the service.

Please telephone **0333 999 7333** or visit **[wightlink.co.uk](https://www.wightlink.co.uk)**

# Connections

## BY BUS

### Southern Vectis

Provides bus services across the island.

Please telephone **0330 0539 182** or visit **islandbuses.info**

### Shanklin to Ventnor Rail/Bus Link

The joint initiative between Island Line and Southern Vectis at Shanklin has now been going for several years. This arrangement involves the station being served by Southern Vectis service 3. Buses will depart from the station front providing direct links, seven days a week, for rail passengers to Ventnor, Wroxall and Whiteley Bank to and from Shanklin Station.

Special 'Rail-link' fares are available to passengers making a through journey using both Southern Vectis and Island Line Trains. The tickets can be bought at the station or on the bus.

For further details please telephone **0330 0539 182** or visit **islandbuses.info/timetables/3**

### First Bus Services




First Bus in Portsmouth, Fareham and Gosport operate nearly 40 routes on the mainland. Please visit **firstgroup.com** for further information.

### Stagecoach Bus Services

Stagecoach bus services include Coastliner 700, which operates between Portsmouth Harbour and Bognor Regis calling at Havant, Emsworth and Chichester. Please visit **stagecoachbus.com** to download a timetable.

# MONDAY TO FRIDAY

# Isle of Wight - Portsmouth - London Waterloo




Notes	★		★		★	★														★								
Ventnor (Bus Link)  d					0600	0655	0715	0748		0844		0944		1044		1144		1244		1344		1444		1544		1644	1744	
Shanklin d			0618	0638	0718	0738	0818	0838	0918	0938	1018	1038	1118	1138	1218	1238	1318	1338	1418	1438	1518	1538	1618	1638	1718	1738	1818	
Lake d			0621	0641	0721	0741	0821	0841	0921	0941	1021	1041	1121	1141	1221	1241	1321	1341	1421	1441	1521	1541	1621	1641	1721	1741	1821	
Sandown d			0624	0644	0724	0744	0824	0844	0924	0944	1024	1044	1124	1144	1224	1244	1324	1344	1424	1444	1524	1544	1624	1644	1724	1744	1824	
Brading d			0628	0648	0728	0748	0828	0848	0928	0948	1028	1048	1128	1148	1228	1248	1328	1348	1428	1448	1528	1548	1628	1648	1728	1748	1828	
Smallbrook Junction d												1053b		1153b	1233b	1253b	1333b			1453b	1533b	1553b	1633b					
Ryde St Johns Road d	0535	0556		0635	0655	0735	0755	0835	0855	0935	0955	1035	1055	1135	1155	1235	1255	1335	1355	1435	1455	1535	1555	1635	1655	1735	1755	1835
Ryde Esplanade d	0540	0600		0640	0700	0740	0800	0840	0900	0940	1000	1040	1100	1140	1200	1240	1300	1340	1400	1440	1500	1540	1600	1640	1700	1740	1800	1840
Ryde Pier Head a	0542	0602		0642	0702	0742	0802	0842	0902	0942	1002	1042	1102	1142	1202	1242	1302	1342	1402	1442	1502	1542	1602	1642	1702	1742	1802	1842
Ryde Pier Head  d	0547			0647	0710	0747	0810	0847	0910	0947		1047		1147		1247		1347		1447		1547		1647	1710	1747	1810	1847
Portsmouth Harbour  a	0609			0709	0732	0809	0832	0909	0932	1009		1109		1209		1309		1409		1509		1609		1709	1732	1809	1832	1909
Portsmouth Harbour d	0615		0713	0729	0745	0815	0845	0915	0945	1015		1115		1215		1315		1415		1515		1615		1715	1745	1815	1845	1915
Petersfield a	0647		0745	0808	0817	0847	0917	0947	1017	1047		1147		1247		1347		1447		1547		1647		1747	1817	1847	1917	1947
Haslemere a	0701		0759	0827	0830	0901	0931	1000	1031	1100		1200		1300		1400		1500		1600		1700		1801	1831	1900	1931	2001
Guildford a	0715		0813		0847	0915	0945	1015	1046	1115		1215		1315		1415		1515		1615		1715		1815	1854	1919	1945	2015
Woking a	0725		0826		0911e	0927	0959	1025	1057	1125		1225		1325		1425		1525		1625		1725		1844r	1903	1929	1957	2025
London Waterloo a	0754		0856		0931	0955	1029	1054	1124	1151		1251		1351		1453		1551		1651		1754		1859	1929	1959	2024	2050

Wightlink catamaran times are correct at time of publication but subject to alteration. A revised service operates on public holidays. Check before travelling.

Please visit [wightlink.co.uk](http://wightlink.co.uk) or call 0333 999 7333 (calls charged at local rate).

Connections between ferries and trains are not guaranteed. Where possible, customers are advised to allow at least 10 minutes to change.

For Hovertravel connections please visit [hovertravel.co.uk](http://hovertravel.co.uk)

<b>Notes</b>																																							
Ventnor (Bus Link) 	d	1814	1844	1909	1939	2009	2039	2214																															
<b>Shanklin</b>	d	1838	1918	1938	2018	2038	2118	2238																															
<b>Lake</b>	d	1841	1921	1941	2021	2041	2121	2241																															
<b>Sandown</b>	d	1844	1924	1944	2024	2044	2124	2244																															
<b>Brading</b>	d	1848	1928	1948	2028	2048	2128	2248																															
<b>Smallbrook Junction</b>	d																																						
<b>Ryde St Johns Road</b>	d	1855	1935	1955	2034	2054a	2134	2254																															
<b>Ryde Esplanade</b>	d	1900	1940	2000	2038		2138	2258																															
<b>Ryde Pier Head</b>	a	1902	1942	2002	2041		2141	2300																															
Ryde Pier Head 	d	1915	1947		2047		2147	2310																															
Portsmouth Harbour 	a	1937	2009		2109		2209	2332																															
<b>Portsmouth Harbour</b>	d	1945	2015		2119		2219																																
Petersfield	a	2017	2047		2156		2256																																
Haslemere	a	2031	2101		2214		2314																																
Guildford	a	2045	2116		2237		2337																																
Woking	a	2058	2125		2249		2349																																
<b>London Waterloo</b>	a	2129	2151		2319		0033																																

**Wightlink catamaran times are correct at time of publication but subject to alteration. A revised service operates on public holidays. Check before travelling.**

**Please visit [wightlink.co.uk](http://wightlink.co.uk) or call 0333 999 7333 (calls charged at local rate).**

**Connections between ferries and trains are not guaranteed. Where possible, customers are advised to allow at least 10 minutes to change.**

**For Hovertravel connections please visit [hovertravel.co.uk](http://hovertravel.co.uk)**

## SATURDAY

## Isle of Wight - Portsmouth - London Waterloo

Notes			1		1		1		1	1	1	1	1	1	1	1	1	1	1	1	1	1	1	1	1	1		
Ventnor (Bus Link) 𠄎 d			0600	0655		0748	0813	0844		0944		1044		1144		1244		1344		1444		1544		1644		1744	1814	
<b>Shanklin</b> d			0618	0638	0718	0738	0818	0838	0918	0938	1018	1038	1118	1138	1218	1238	1318	1338	1418	1438	1518	1538	1618	1638	1718	1738	1818	1838
<b>Lake</b> d			0621	0641	0721	0741	0821	0841	0921	0941	1021	1041	1121	1141	1221	1241	1321	1341	1421	1441	1521	1541	1621	1641	1721	1741	1821	1841
<b>Sandown</b> d			0624	0644	0724	0744	0824	0844	0924	0944	1024	1044	1124	1144	1224	1244	1324	1344	1424	1444	1524	1544	1624	1644	1724	1744	1824	1844
<b>Brading</b> d			0628	0648	0728	0748	0828	0848	0928	0948	1028	1048	1128	1148	1228	1248	1328	1348	1428	1448	1528	1548	1628	1648	1728	1748	1828	1848
<b>Smallbrook Junction</b> d												1053b		1153b	1233b	1253b	1333b			1453b	1533b	1553b	1633b					
<b>Ryde St Johns Road</b> d	0535	0556	0635	0655	0735	0755	0835	0855	0935	0955	1035	1055	1135	1155	1235	1255	1335	1355	1435	1455	1535	1555	1635	1655	1735	1755	1835	1855
<b>Ryde Esplanade</b> d	0540	0600	0640	0700	0740	0800	0840	0900	0940	1000	1040	1100	1140	1200	1240	1300	1340	1400	1440	1500	1540	1600	1640	1700	1740	1800	1840	1900
<b>Ryde Pier Head</b> a	0542	0602	0642	0702	0742	0802	0842	0902	0942	1002	1042	1102	1142	1202	1242	1302	1342	1402	1442	1502	1542	1602	1642	1702	1742	1802	1842	1902
Ryde Pier Head 𠄎 d			0647		0747		0847		0947	1010E	1047	1110E	1147	1210E	1247	1310E	1347	1410E	1447	1510E	1547	1610E	1647	1710E	1747	1810E	1847	
Portsmouth Harbour 𠄎 a			0709		0809		0909		1009	1032E	1109	1132E	1209	1232E	1309	1332E	1409	1432E	1509	1532E	1609	1632E	1709	1732E	1809	1832E	1909	
<b>Portsmouth Harbour</b> d			0715		0815		0915		1015	1045	1115	1145	1215	1245	1315	1345	1415	1445	1515	1545	1615	1645	1715	1745	1815	1845	1915	
Petersfield a			0748		0847		0947		1047	1117	1147	1217	1247	1317	1347	1417	1447	1517	1547	1617	1647	1717	1756	1817	1847	1917	1947	
Haslemere a			0801		0900		1000		1100	1131	1200	1231	1300	1331	1400	1431	1500	1531	1600	1631	1700	1731	1815	1831	1900	1931	2000	
Guildford a			0815		0915		1015		1115	1145	1215	1245	1315	1345	1415	1445	1515	1545	1615	1645	1715	1745	1833	1845	1915	1945	2015	
Woking a			0826		0925		1025		1125	1157	1226	1257	1325	1357	1425	1457	1525	1557	1625	1657	1725	1757	1844	1857	1925	1957	2025	
<b>London Waterloo</b> a			0851		0951		1051		1151	1227	1257	1327	1357	1427	1457	1527	1557	1623	1651	1723	1751	1823	1913	1923	1951	2023	2050	

Wightlink catamaran times are correct at time of publication but subject to alteration. A revised service operates on public holidays. Check before travelling.




Please visit [wightlink.co.uk](http://wightlink.co.uk) or call 0333 999 7333 (calls charged at local rate).

Connections between ferries and trains are not guaranteed. Where possible, customers are advised to allow at least 10 minutes to change.

For Hovertravel connections please visit [hovertravel.co.uk](http://hovertravel.co.uk)

## SATURDAY

## Isle of Wight - Portsmouth - London Waterloo

Notes																					
Ventnor (Bus Link)  d	1844	1909	1939	2009	2039	2214															
<b>Shanklin</b> d	<b>1918</b>	<b>1938</b>	<b>2018</b>	<b>2038</b>	<b>2118</b>	<b>2238</b>															
<b>Lake</b> d	<b>1921</b>	<b>1941</b>	<b>2021</b>	<b>2041</b>	<b>2121</b>	<b>2241</b>															
<b>Sandown</b> d	<b>1924</b>	<b>1944</b>	<b>2024</b>	<b>2044</b>	<b>2124</b>	<b>2244</b>															
<b>Brading</b> d	<b>1928</b>	<b>1948</b>	<b>2028</b>	<b>2048</b>	<b>2128</b>	<b>2248</b>															
<b>Smallbrook Junction</b> d																					
<b>Ryde St Johns Road</b> d	<b>1935</b>	<b>1955</b>	<b>2034</b>	<b>2054a</b>	<b>2134</b>	<b>2254</b>															
<b>Ryde Esplanade</b> d	<b>1940</b>	<b>2000</b>	<b>2038</b>		<b>2138</b>	<b>2258</b>															
<b>Ryde Pier Head</b> a	<b>1942</b>	<b>2002</b>	<b>2041</b>		<b>2141</b>	<b>2300</b>															
Ryde Pier Head  d	1947		2047		2147	2310															
Portsmouth Harbour  a	2009		2109		2209	2332															
<b>Portsmouth Harbour</b> d	<b>2015</b>		<b>2119</b>		<b>2219</b>																
Petersfield a	2047		2156		2256																
Haslemere a	2100		2214		2314																
Guildford a	2115		2237		2337																
Woking a	2125		2249		2349																
<b>London Waterloo</b> a	<b>2151</b>		<b>2318</b>		<b>0032</b>																

Wightlink catamaran times are correct at time of publication but subject to alteration. A revised service operates on public holidays. Check before travelling.  
Please visit [wightlink.co.uk](http://wightlink.co.uk) or call 0333 999 7333 (calls charged at local rate).

Connections between ferries and trains are not guaranteed. Where possible, customers are advised to allow at least 10 minutes to change.

For Hovertravel connections please visit [hovertravel.co.uk](http://hovertravel.co.uk)



# SUNDAY

# Isle of Wight - Portsmouth - London Waterloo

Notes			I	B	I	B	I	B	I	B	I	B	A	I		I		I		I		I		A	B		B	
Ventnor (Bus Link) 🚏 d		0648		0813	0848		0944		1044		1144			1244		1344		1444		1544		1644		1744	1814	1814	1844	1909
Shanklin d		0718	0818	0838	0918	0938	1018	1038	1118	1138	1218	1238		1318	1338	1418	1438	1518	1538	1618	1638	1718	1738	1818	1838	1838	1918	1938
Lake d		0721	0821	0841	0921	0941	1021	1041	1121	1141	1221	1241		1321	1341	1421	1441	1521	1541	1621	1641	1721	1741	1821	1841	1841	1921	1941
Sandown d		0724	0824	0844	0924	0944	1024	1044	1124	1144	1224	1244		1324	1344	1424	1444	1524	1544	1624	1644	1724	1744	1824	1844	1844	1924	1944
Brading d		0728	0828	0848	0928	0948	1028	1048	1128	1148	1228	1248		1328	1348	1428	1448	1528	1548	1628	1648	1728	1748	1828	1848	1848	1928	1948
Smallbrook Junction d								1053b		1153b	1233b	1253b		1333b		1453b	1533b	1553b	1633b									
Ryde St Johns Road d	0635	0735	0835	0855	0935	0955	1035	1055	1135	1155	1235	1255	1255	1335	1355	1435	1455	1535	1555	1635	1655	1735	1755	1835	1854a	1855	1935	1955
Ryde Esplanade d	0640	0740	0840	0900	0940	1000	1040	1100	1140	1200	1240	1300	1300	1340	1400	1440	1500	1540	1600	1640	1700	1740	1800	1840		1900	1940	2000
Ryde Pier Head a	0642	0742	0842	0902	0942	1002	1042	1102	1142	1202	1242	1302	1302	1342	1402	1442	1502	1542	1602	1642	1702	1742	1802	1842		1902	1942	2002
Ryde Pier Head 🚢 d		0747	0847		0947		1047		1147		1247			1347		1447		1547		1647		1747		1847			1947	
Portsmouth Harbour 🚢 a		0809	0909		1009		1109		1209		1309			1409		1509		1609		1709		1809		1909			2009	
Portsmouth Harbour d		0832	0932		1032		1132		1232		1332			1432		1532		1632		1732		1832		1932			2032	
Petersfield a		0903	1003		1103		1203		1303		1403			1503		1603		1703		1803		1903		2003			2103	
Haslemere a		0916	1016		1116		1216		1316		1416			1516		1616		1716		1816		1916		2016			2116	
Guildford a		0931	1031		1131		1231		1331		1431			1531		1631		1731		1831		1931		2031			2131	
Woking a		0942	1042		1142		1242		1342		1442			1542		1642		1742		1842		1942		2042			2142	
London Waterloo a		1014	1114		1214		1314		1414		1514			1614		1714		1814		1914		2014		2114			2214	

Wightlink catamaran times are correct at time of publication but subject to alteration. A revised service operates on public holidays. Check before travelling.




Please visit [wightlink.co.uk](http://wightlink.co.uk) or call 0333 999 7333 (calls charged at local rate).

Connections between ferries and trains are not guaranteed. Where possible, customers are advised to allow at least 10 minutes to change.

For Hovertravel connections please visit [hovertravel.co.uk](http://hovertravel.co.uk)



**MONDAY TO FRIDAY**
**London Waterloo - Portsmouth - Isle of Wight**

Notes					★				⌚		⌚		⌚		⌚		⌚		⌚		⌚	⌚	⌚		⌚	⌚			
<b>London Waterloo</b>	d					0500	0520	0615	0730		0830		0930		1030		1130		1230		1330		1430	1500	1530		1630	1700	
Woking	d					0553	0611	0643	0755		0855		0955		1055		1155		1255		1355		1455	1525	1555		1655	1725	
Guildford	d				0509	0604	0630	0655	0804		0907		1004		1104		1204		1304		1404		1504	1534	1604		1704	1737	
Haslemere	d				0524	0628	0655	0720	0825		0925		1023		1121		1221		1321		1421		1521	1549	1624	1629	1724	1754	
Petersfield	d				0545	0645	0711	0736	0836		0936		1034		1132		1232		1332		1432		1532	1600	1635	1645	1735	1805	
<b>Portsmouth Harbour</b>	a				0620	0720	0751	0812	0907		1008		1107		1207		1307		1407		1507		1607	1633	1707	1727	1809	1839	
Portsmouth Harbour 	d	0515	0615		0640	0715	0740	0815	0840	0915		1015		1115		1215		1315		1415		1515		1615	1640	1715	1740	1815	1845
Ryde Pier Head 	a	0537	0637		0702	0737	0802	0837	0902	0937		1037		1137		1237		1337		1437		1537		1637	1702	1737	1802	1837	1907
<b>Ryde Pier Head</b>	d	0549	0607	0649	0707	0749	0807	0849	0907	0949	1007	1049	1107	1149	1207	1249	1307	1349	1407	1449	1507	1549	1607	1649	1707	1749	1807	1849	1907z
<b>Ryde Esplanade</b>	d	0551	0609	0652	0709	0752	0809	0852	0909	0952	1009	1052	1109	1152	1209	1252	1309	1352	1409	1452	1509	1552	1609	1652	1709	1752	1809	1852	1909
<b>Ryde St Johns Road</b>	d	0555	0613	0655	0713	0755	0813	0855	0913	0955	1013	1055	1113	1155	1213	1255	1313	1355	1413	1455	1513	1555	1613	1655	1713	1755	1813	1855	1913
<b>Smallbrook Junction</b>	d																												
<b>Brading</b>	d	0602	0620	0703	0720	0803	0820	0903	0920	1003	1020	1103	1120	1203	1220	1303	1320	1403	1420	1503	1520	1603	1620	1703	1720	1803	1820	1903	1920
<b>Sandown</b>	d	0607	0625	0707	0725	0807	0825	0907	0925	1007	1025	1107	1125	1207	1225	1307	1325	1407	1425	1507	1525	1607	1625	1707	1725	1807	1825	1907	1925
<b>Lake</b>	d	0609	0627	0710	0727	0810	0827	0910	0927	1010	1027	1110	1127	1210	1227	1310	1327	1410	1427	1510	1527	1610	1627	1710	1727	1810	1827	1910	1927
<b>Shanklin</b>	a	0612	0630	0713	0730	0813	0830	0913	0930	1013	1030	1113	1130	1213	1230	1313	1330	1413	1430	1513	1530	1613	1630	1713	1730	1813	1830	1913	1930
Ventnor (Bus Link) 	a	0650	0735		0805	0848	0923	0953	1023	1058	1128	1158	1228	1258	1328	1358	1428	1458	1528	1558	1628	1658	1728	1758	1826	1853	1923	1945	2010

Wightlink catamaran times are correct at time of publication but subject to alteration. A revised service operates on public holidays. Check before travelling.

Please visit [wightlink.co.uk](http://wightlink.co.uk) or call 0333 999 7333 (calls charged at local rate).

Connections between ferries and trains are not guaranteed. Where possible, customers are advised to allow at least 10 minutes to change.

For Hovertravel connections please visit [hovertravel.co.uk](http://hovertravel.co.uk)

# MONDAY TO FRIDAY

# London Waterloo - Portsmouth - Isle of Wight

Notes	†	†	†	†																							
	★		★																								
<b>London Waterloo</b>	d	1730		1830	1930	2100																					
Woking	d	1756		1858	1955	2125																					
Guildford	d	1808		1908	2004	2134																					
Haslemere	d	1826		1926	2023	2155																					
Petersfield	d	1837		1937	2034	2206																					
<b>Portsmouth Harbour</b>	a	1910		2010	2106	2237																					
Portsmouth Harbour 🚢	d	1920		2020	2120	2245																					
Ryde Pier Head 🚢	a	1942		2042	2142	2307																					
<b>Ryde Pier Head</b>	d	1949	2007	2049	2149	2315																					
<b>Ryde Esplanade</b>	d	1952	2009	2051	2151	2317																					
<b>Ryde St Johns Road</b>	d	1955	2013	2055	2155	2320a																					
<b>Smallbrook Junction</b>	d																										
<b>Brading</b>	d	2003	2020	2101	2201																						
<b>Sandown</b>	d	2007	2025	2105	2205																						
<b>Lake</b>	d	2010	2027	2108	2208																						
<b>Shanklin</b>	a	2013	2030	2111	2211																						
Ventnor (Bus Link) 🚌	a	2038	2108	2138	2235																						

Wightlink catamaran times are correct at time of publication but subject to alteration. A revised service operates on public holidays. Check before travelling.

Please visit [wightlink.co.uk](http://wightlink.co.uk) or call 0333 999 7333 (calls charged at local rate).

Connections between ferries and trains are not guaranteed. Where possible, customers are advised to allow at least 10 minutes to change.

For Hovertravel connections please visit [hovertravel.co.uk](http://hovertravel.co.uk)

## SATURDAY

## London Waterloo - Portsmouth - Isle of Wight

Notes												I	I	I	I	I	I	I	I	I	I	I	I	I	I	I	I								
<b>London Waterloo</b>	d											0520	0730	0800	0830	0900	0930	1000	1030	1100	1130	1200	1230	1300	1330	1400	1430	1500	1530	1600	1630				
Woking	d											0613	0755	0825	0855	0925	0955	1025	1055	1125	1155	1225	1255	1325	1355	1425	1455	1525	1555	1625	1655				
Guildford	d											0625	0804	0834	0904	0934	1004	1034	1104	1134	1204	1234	1304	1334	1404	1434	1504	1534	1604	1634	1704				
Haslemere	d											0530	0645	0821	0849	0921	0949	1021	1049	1121	1149	1221	1249	1321	1349	1421	1449	1521	1549	1621	1649	1721			
Petersfield	d											0546	0701	0832	0900	0932	1000	1032	1100	1132	1200	1232	1300	1332	1400	1432	1500	1532	1600	1632	1700	1732			
<b>Portsmouth Harbour</b>	a											0622	0740	0907	0933	1007	1033	1107	1133	1207	1233	1307	1333	1407	1433	1507	1533	1607	1633	1707	1733	1807			
Portsmouth Harbour	d																																		
Ryde Pier Head	a																																		
<b>Ryde Pier Head</b>	d	0549	0607	0649	0707	0749	0807	0849	0907	0949	1007	1049	1107	1149	1207	1249	1307	1349	1407	1449	1507	1549	1607	1649	1707	1749	1807	1849	1907						
<b>Ryde Esplanade</b>	d	0551	0609	0652	0709	0752	0809	0852	0909	0952	1009	1052	1109	1152	1209	1252	1309	1352	1409	1452	1509	1552	1609	1652	1709	1752	1809	1852	1909						
<b>Ryde St Johns Road</b>	d	0555	0613	0655	0713	0755	0813	0855	0913	0955	1013	1055	1113	1155	1213	1255	1313	1355	1413	1455	1513	1555	1613	1655	1713	1755	1813	1855	1913						
<b>Smallbrook Junction</b>	d																																		
<b>Brading</b>	d	0602	0620	0703	0720	0803	0820	0903	0920	1003	1020	1103	1120	1203	1220	1303	1320	1403	1420	1503	1520	1603	1620	1703	1720	1803	1820	1903	1920						
<b>Sandown</b>	d	0607	0625	0707	0725	0807	0825	0907	0925	1007	1025	1107	1125	1207	1225	1307	1325	1407	1425	1507	1525	1607	1625	1707	1725	1807	1825	1907	1925						
<b>Lake</b>	d	0609	0627	0710	0727	0810	0827	0910	0927	1010	1027	1110	1127	1210	1227	1310	1327	1410	1427	1510	1527	1610	1627	1710	1727	1810	1827	1910	1927						
<b>Shanklin</b>	a	0612	0630	0713	0730	0813	0830	0913	0930	1013	1030	1113	1130	1213	1230	1313	1330	1413	1430	1513	1530	1613	1630	1713	1730	1813	1830	1913	1930						
Ventnor (Bus Link)	a	0650		0740	0815	0848	0923	0953	1023	1058	1128	1158	1228	1258	1328	1358	1428	1458	1528	1558	1628	1658	1728	1758	1826	1853	1923	1945	2010						

Wightlink catamaran times are correct at time of publication but subject to alteration. A revised service operates on public holidays. Check before travelling.




Please visit [wightlink.co.uk](http://wightlink.co.uk) or call 0333 999 7333 (calls charged at local rate).

Connections between ferries and trains are not guaranteed. Where possible, customers are advised to allow at least 10 minutes to change.

For Hovertravel connections please visit [hovertravel.co.uk](http://hovertravel.co.uk)

# SATURDAY

# London Waterloo - Portsmouth - Isle of Wight

Notes	⌈		⌈	⌈																							
<b>London Waterloo</b>	d	1730		1830	1930	2100																					
Woking	d	1755		1855	1955	2125																					
Guildford	d	1804		1904	2004	2134																					
Haslemere	d	1821		1921	2021	2155																					
Petersfield	d	1832		1932	2032	2206																					
<b>Portsmouth Harbour</b>	a	1907		2007	2107	2236																					
Portsmouth Harbour 	d	1920		2020	2120	2245																					
Ryde Pier Head 	a	1942		2042	2142	2307																					
<b>Ryde Pier Head</b>	d	1949	2007	2049	2149	2315																					
<b>Ryde Esplanade</b>	d	1952	2009	2051	2151	2317																					
<b>Ryde St Johns Road</b>	d	1955	2013	2055	2155	2320a																					
<b>Smallbrook Junction</b>	d																										
<b>Brading</b>	d	2003	2020	2101	2201																						
<b>Sandown</b>	d	2007	2025	2105	2205																						
<b>Lake</b>	d	2010	2027	2108	2208																						
<b>Shanklin</b>	a	2013	2030	2111	2211																						
Ventnor (Bus Link) 	a	2038	2108	2138	2235																						

**Wightlink catamaran times are correct at time of publication but subject to alteration. A revised service operates on public holidays. Check before travelling.**  
**Please visit [wightlink.co.uk](http://wightlink.co.uk) or call 0333 999 7333 (calls charged at local rate).**  
**Connections between ferries and trains are not guaranteed. Where possible, customers are advised to allow at least 10 minutes to change.**

**For Hovertravel connections please visit [hovertravel.co.uk](http://hovertravel.co.uk)**

Late night and weekend trains may be altered due to engineering works. Please check at [southwesternrailway.com](http://southwesternrailway.com) before travelling.

For guide to notes and symbols see end of timetable.

# SUNDAY

# London Waterloo - Portsmouth - Isle of Wight

Notes			B		B		B		B		B									I		I		B	I	B	I	I	I		
<b>London Waterloo</b>	d						0800		0900		1000		1100		1200		1300		1400	1430	1500	1530	1600		1730		1830	1930	2030		
Woking	d				0732		0835		0935		1032		1133		1233		1332		1432	1502	1532	1602	1632		1802		1902	2002	2102		
Guildford	d				0741		0845		0945		1042		1143		1243		1342		1442	1512	1542	1612	1642		1812		1912	2012	2112		
Haslemere	d				0807		0912		1012		1107		1208		1308		1407		1507	1527	1607	1627	1707		1827		1927	2027	2127		
Petersfield	d				0823		0928		1028		1123		1224		1324		1423		1523	1538	1623	1638	1723		1838		1938	2038	2138		
<b>Portsmouth Harbour</b>	a				0857		1003		1103		1158		1259		1359		1458		1558	1611	1658	1711	1758		1911		2011	2109	2208		
Portsmouth Harbour	d		0715		0815		0915		1015		1115		1215		1315		1415		1515		1615		1715		1815		1920		2020	2120	2245
Ryde Pier Head	a		0737		0837		0937		1037		1137		1237		1337		1437		1537		1637		1737		1837		1942		2042	2142	2307
<b>Ryde Pier Head</b>	d	0649	0749		0849	0907	0949	1007	1049	1107	1149	1207	1249	1307	1349	1407	1449	1507	1549	1607	1649	1707	1749	1807	1849	1907	1949	2007	2049	2149	2315
<b>Ryde Esplanade</b>	d	0652	0752		0852	0909	0952	1009	1052	1109	1152	1209	1252	1309	1352	1409	1452	1509	1552	1609	1652	1709	1752	1809	1852	1909	1952	2009	2051	2151	2317
<b>Ryde St Johns Road</b>	d	0655	0755	0813	0855	0913	0955	1013	1055	1113	1155	1213	1255	1313	1355	1413	1455	1513	1555	1613	1655	1713	1755	1813	1855	1913	1955	2013a	2055	2155	2320a
<b>Smallbrook Junction</b>	d								1058b		1158b	1215b	1258b	1315b		1458b	1515b	1558b	1615b												
<b>Brading</b>	d	0703	0803	0820	0903	0920	1003	1020	1103	1120	1203	1220	1303	1320	1403	1420	1503	1520	1603	1620	1703	1720	1803	1820	1903	1920	2003		2101	2201	
<b>Sandown</b>	d	0707	0807	0825	0907	0925	1007	1025	1107	1125	1207	1225	1307	1325	1407	1425	1507	1525	1607	1625	1707	1725	1807	1825	1907	1925	2007		2105	2205	
<b>Lake</b>	d	0710	0810	0827	0910	0927	1010	1027	1110	1127	1210	1227	1310	1327	1410	1427	1510	1527	1610	1627	1710	1727	1810	1827	1910	1927	2010		2108	2208	
<b>Shanklin</b>	a	0713	0813	0830	0913	0930	1013	1030	1113	1130	1213	1230	1313	1330	1413	1430	1513	1530	1613	1630	1713	1730	1813	1830	1913	1930	2013		2111	2211	
Ventnor (Bus Link)	a	0803	0847	0918	0953	1023	1058	1128	1158	1228	1258	1328	1358	1428	1458	1528	1558	1628	1658	1728	1758	1826	1853	1923	1945	2010	2038		2138	2235	

Wightlink catamaran times are correct at time of publication but subject to alteration. A revised service operates on public holidays. Check before travelling.

Please visit [wightlink.co.uk](http://wightlink.co.uk) or call 0333 999 7333 (calls charged at local rate).

Connections between ferries and trains are not guaranteed. Where possible, customers are advised to allow at least 10 minutes to change.

For Hovertravel connections please visit [hovertravel.co.uk](http://hovertravel.co.uk)

## GUIDE TO NOTES AND SYMBOLS

**Trains between Ryde and Shanklin are operated by Island Line. Standard class accommodation only.**

**Trains between Portsmouth and London Waterloo are operated by South Western Railway. First and standard class accommodation available.**

- a Arrival time.
- b Train only calls at Smallbrook Junction during steam operating dates and times.
- d Departure time.
- e Change at Guildford.
- r Depart Portsmouth Harbour 1719, direct to Woking arrive 1844.
- z Island Line train will be held for up to 5 minutes to connect with the Wightlink catamaran.
- A** Island Line train runs until 25 March 2018.
- B** Island Line train runs from 1 April 2018.
- E** Catamaran runs from 31 March 2018.
- ⚙ Catering (trolley service) provided for all or part of the journey between Portsmouth and London Waterloo.
- 🅑 Car Park.
- † Station for Gunwharf Quays, the Spinnaker Tower and Historic Dockyard.
- ↔ Railair coach link to / from Heathrow Airport. Visit [nationalexpress.com](http://nationalexpress.com) for details.

- ★ Passengers travelling with cycles may not join or leave services at stations with train times shown in **blue**. (School term time only on Island Line).

- 🚤 Hovercraft operated by Hovertravel Ltd. Operates between Ryde Esplanade and Southsea seafront. For details visit [hovertravel.co.uk](http://hovertravel.co.uk) or telephone **01983 717717**. A bus link operates between Southsea Hoverport and Portsmouth Harbour and Portsmouth & Southsea stations. All trains to and from Portsmouth Harbour also call at Portsmouth & Southsea. Please see pocket timetable 17 or mini-guide 58.

- 🚢 High speed catamaran operated by Wightlink. Although connections between catamarans and trains are shown, where possible you should allow at least 10 minutes to change. Train/catamaran connections may not be held for late running trains/catamarans.

**Sailing times are correct at time of publication but are subject to alteration.**

Wightlink operate a revised service on public holidays. Additional sailings may operate during special events. For details visit [wightlink.co.uk](http://wightlink.co.uk) or call **0333 999 7333** (calls charged at local rate).

- 🚏 Interchange for Isle of Wight Steam Railway. Smallbrook Junction provides a direct interchange for the Isle of Wight Steam Railway. Island Line trains only call at Smallbrook Junction during Steam Railway operating dates and times. Visit [iwsteamrailway.co.uk](http://iwsteamrailway.co.uk)  
**There is no road access to Smallbrook Junction.**

- 🚌 Southern Vectis bus (route 3) calling at Shanklin railway station and by Boots store in Ventnor. Connections between bus and train are not guaranteed.

Please enquire for services on public holidays. Visit [islandbuses.info](http://islandbuses.info) for details.

- 🚇 Interchange for London Underground services. Visit [tfl.gov.uk](http://tfl.gov.uk) for details.
- ⌚ Minimum connection time where different from the standard five minutes.

## STATION INFORMATION

See notes for explanation of symbols.

Ventnor	🚌	
Shanklin	🅑	
Lake		
Sandown	🅑	
Brading	🅑	
Smallbrook Junction	🚢	
Ryde St Johns Road	🅑	
Ryde Esplanade	🚤	
Ryde Pier Head	🚤	
Portsmouth Harbour	🚤	†
Petersfield	🅑	
Haslemere	🅑	
Guildford	🅑	
Woking	🅑	↔
London Waterloo	🚇	⌚



# Passenger Information

## Buy a ticket before you board

You need to buy a valid ticket before you board your train. We know that the vast majority of our passengers buy a valid ticket before travelling and we have a duty to those passengers to make sure no one travels without paying. For this reason, we run a penalty fares scheme across most of our network.

If you travel to or from a station within the penalty fares area without a valid ticket, you may be liable for a penalty fare of £20 or twice the single fare to the next station at which your train stops (whichever is higher). You will then be required to buy a ticket for the remainder of the journey.

We have a policy to prosecute all deliberate fare evaders, wherever possible.

## Changes to train times

Network Rail needs to do engineering work to maintain and improve the rail network. Much of this work is done at weekends and during the holiday periods, but some work also needs to be done overnight during the week.

Buses will replace train services where lines are closed for work to take place. We may also have to alter train services over a wider area.

We advise that you check for any changes to train times before using weekend, late evening or early morning services. Please look for the 'Changes to train times' posters at stations or visit our website at [southwesternrailway.com](https://www.southwesternrailway.com)

## National Rail Enquiries

For full details of train services and fares please telephone **03457 48 49 50**.

This is a local call rate service available 24 hours a day.

## Public holidays

Services are subject to alteration during public holidays and passengers are advised to check train times before travelling.

## Connections

Please note that connections cannot be guaranteed. Rail and ferry services may not be held in the event of late running.

## Cycles on Island Line

A maximum of four cycles may be carried at no charge in the 'Shanklin end' of all trains. Island Line reserves the right to restrict the carriage of bicycles on any trains when the safety and comfort of passengers or the punctuality of the train may be jeopardised. Implementation of this restriction will be at the guard's discretion.

**Please note that tandems and cycles with attachments cannot be carried.**

## No smoking policy

For the comfort of all our customers, smoking and the use of e-cigarettes is not permitted on any part of our trains or stations.

You can smoke outside the station entrance or in our car parks.

# Fares and Discounts

## Children's fares

Children aged 15 years and under travel for half the adult price and under 5's travel free on all services.

## Season Tickets

For regular passengers a Season Ticket offers reductions on the cost of buying return tickets every day. For information on the savings a Weekly, Monthly or Annual Season Ticket can offer you, please enquire at Ryde Esplanade or Shanklin ticket offices, or ask the guard on the train. A photocard is required for all Season Tickets.

## Island Line Residents Card

Save 40% on Island Line Single and Day Return Fares with an Island Line Residents Card. Savings available after 9am Monday to Friday and all day weekends and public holidays. Residents Cards cost **£5** for the individual card or **£7.50** for the Family Card.

To apply for your discount card complete an application form and take it together with a recent photograph of yourself and proof of residence, for example council tax notice or driving licence to either Ryde Esplanade or Shanklin ticket office.

**All National Railcards are accepted for reduced rate travel on Hovertravel and Wightlink services when part of a rail journey.**



## Visit us at [southwesternrailway.com](https://southwesternrailway.com)

- Buying tickets online
- Special offers and days out
- Live train information
- Plan your journey
- Train times
- Latest news



## Free Travel Alerts [southwesternrailway.com/alerts](https://southwesternrailway.com/alerts)

Keeping our registered customers up-to-date with their service running information, delays and alterations.



## Twitter Customer Service [@SW\\_Railway](https://twitter.com/SW_Railway) [@SW\\_Help](https://twitter.com/SW_Help)

Follow South Western Railway on Twitter and be the first to know what's happening on our network.



## [Facebook.com/SWRailway](https://facebook.com/SWRailway)

Providing South Western Railway network information and details of our latest offers.



## Customer Service Centre **0345 6000 650**

Our UK based team are available 7 days a week from 6am to 10pm for:

- Ticket sales by credit or debit card
- Comments and suggestions



## Assisted Travel **0800 5282 100** Textphone 0800 6920 792

A freephone service open 6am - 10pm for older and disabled passengers. We recommend booking assistance **24 hours in advance.**



## National Rail Enquiries **03457 48 49 50**

Train times, fares and rail information.

First MTR South Western Trains Limited (trading as South Western Railway) accepts no liability for any inaccuracy in the information contained in this timetable which is subject to alteration.

First MTR South Western Trains Limited. Registered in England and Wales 07900320. Registered office: 50 Eastbourne Terrace, Paddington, London, W2 6LG. A First and MTR company.

