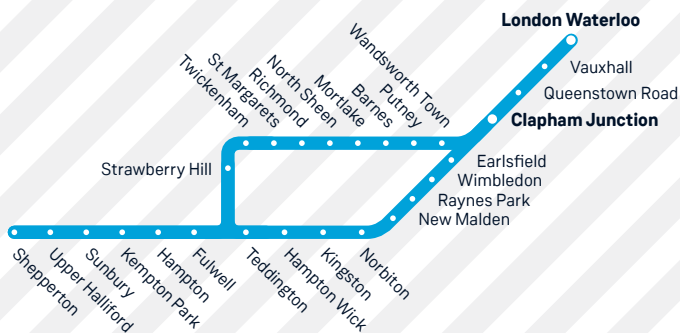


1 Kingston Loop and Shepperton to London Waterloo



Train times

9 December 2018 to 18 May 2019

South Western
Railway

Your timetable

This pocket timetable shows the full service between Shepperton, Kingston and London Waterloo, and services between Kingston, Teddington and London Waterloo via Richmond.

Our mini-guides offer an even more convenient summary of services and are designed to fit easily into a wallet, purse or ticket holder. Mini-guides are available from staffed stations.

Mini-guide routes relevant to this timetable are:

- **Richmond to London Waterloo - no. 41**
- **Twickenham to London Waterloo - no. 43**

Buy a ticket before you board

You need to buy a valid ticket before you board your train.

We know that the vast majority of our passengers buy a valid ticket before travelling and we have a duty to those passengers to make sure no one travels without paying. For this reason, we run a penalty fares scheme across most of our network.

If you travel to or from a station within the penalty fares area without a valid ticket, you may be liable for a penalty fare of £20 or twice the single fare to the next station at which your train stops (whichever is higher). You will then be required to buy a ticket for the remainder of the journey.

We have a policy to prosecute all deliberate fare evaders, wherever possible.

Changes to train times

Network Rail needs to do engineering work to maintain and improve the rail network. Much of this work is done at weekends and during the holiday periods, but some work also needs to be done overnight during the week.

Buses will replace train services where lines are closed for work to take place. We may also have to alter train services over a wider area.

We advise that you check for any changes to train times before using weekend, late evening or early morning services.

Please look for the 'Changes to train times' posters at stations or visit our website at **southwesternrailway.com**

MONDAY TO FRIDAY
London Waterloo and Wimbledon to Kingston, Richmond and the Shepperton branch

Notes																				★		★	★	★B	★	★	★B	★
London Waterloo	d	1057	1112	1127	1142	1157																						
Vauxhall	d	1101	1116	1131	1146	1201																						
Clapham Junction	d	1106	1121	1136	1151	1206																						
Earlsfield	d	1109	1124	1139	1154	1209																						
Wimbledon	d	1113	1128	1143	1158	1213																						
Raynes Park	d	1116	1131	1146	1201	1216																						
New Malden	d	1119	1134	1149	1204	1219																						
Norbiton	d	1122	1137	1152	1207	1222																						
Kingston	a	1125	1140	1155	1210	1225																						
Kingston	d	1129	1140	1159	1210	1229																						
Hampton Wick	d	1131	1142	1201	1212	1231																						
Teddington	d	1135	1145	1205	1215	1235																						
Fulwell	d		1149		1219																							
Hampton	d		1153		1223																							
Kempton Park	d		1156		1226																							
Sunbury	d		1158		1228																							
Upper Halliford	d		1200		1230																							
Shepperton	a		1205		1235																							
Strawberry Hill	d	1138		1208		1238																						
Twickenham	d	1143		1213		1243																						
St Margarets	d	1145		1215		1245																						
Richmond	d	1149		1219		1249																						
North Sheen	d	1151		1221		1251																						
Mortlake	d	1153		1223		1253																						
Barnes	d	1156		1226		1256																						
Putney	d	1159		1229		1259																						
Wandsworth Town	d	1202		1232		1302																						
Clapham Junction	d	1205		1235		1305																						
Queenstown Road	d	1208		1238		1308																						
Vauxhall	d	1212		1242		1312																						
London Waterloo	a	1216		1246		1316																						

and
at
the
same
minutes
past
each
hour
until

Late night and weekend trains may be altered due to engineering works. Please check at southwesternrailway.com before travelling.

★ Passengers travelling with cycles may not join or leave services at stations with train times shown in blue. For guide to all other notes and symbols see end of timetable.

SUNDAY

London Waterloo and Wimbledon to Kingston, Richmond and the Shepperton branch

	Notes			H			H			H			H			H			H								
London Waterloo	d	1748		1818		1848		1918		1948		2018		2048		2118		2148		2218		2248		2318	0042		
Vauxhall	d	1752		1822		1852		1922		1952		2022		2052		2122		2152		2222		2252		2322	0046		
Clapham Junction	d	1757		1827		1857		1927		1957		2027		2057		2127		2157		2227		2257		2327	0051		
Earlsfield	d	1800		1830		1900		1930		2000		2030		2100		2130		2200		2230		2300		2330			
Wimbledon	d	1804		1834		1904		1934		2004		2034		2104		2134		2204		2234		2304		2334	0105		
Raynes Park	d	1807		1837		1907		1937		2007		2037		2107		2137		2207		2237		2307		2337	0108		
New Malden	d	1810		1840		1910		1940		2010		2040		2110		2140		2210		2240		2310		2340	0111		
Norbiton	d	1813		1843		1913		1943		2013		2043		2113		2143		2213		2243		2313		2343	0114		
Kingston	a	1816		1846		1916		1946		2016		2046		2116		2146		2216		2246		2316		2346	0117		
Kingston	d	1816	1835	1849		1916	1935	1949		2016	2035	2049		2116	2135	2149		2216	2235	2249		2316	2335	2347	0117		
Hampton Wick	d	1818	1837	1851		1918	1937	1951		2018	2037	2051		2118	2137	2151		2218	2237	2251		2318	2337	2349	0122s		
Teddington	d	1821	1840	1856		1921	1940	1956		2021	2040	2056		2121	2140	2156		2221	2240	2256		2321	2340	2351	0125s		
Fulwell	d	1825				1925				2025				2125				2225				2325					
Hampton	d	1829				1929				2029				2129				2229				2329					
Kempton Park	d	1832				1932				2032				2132				2232				2332					
Sunbury	d	1834				1934				2034				2134				2234				2334					
Upper Halliford	d	1836				1936				2036				2136				2236				2336					
Shepperton	a	1839				1939				2039				2139				2239				2339					
Strawberry Hill	d		1843	1859	—		1943	1959	—		2043	2059	—		2143	2159	—		2243	2259	—		2343	2354a	0128a		
Twickenham	d		1856k	1903	1856		1956k	2003	1956		2056k	2103	2056		2156k	2203	2156		2256k	2303	2256		2346a				
St Margarets	d		—	1905			—	2005			—	2105			—	2205			—	2305							
Richmond	d			1909				2009				2109				2209							2358e				
North Sheen	d			1911				2011				2111				2211											
Mortlake	d			1913				2013				2113				2213											
Barnes	d			1916	1923			2016	2023			2116	2123			2216	2223					2316	2323				
Putney	d			1919	1926			2019	2026			2119	2126			2219	2226					2319	2326		0004e		
Wandsworth Town	d			1922	1929			2022	2029			2122	2129			2222	2229					2322	2329				
Clapham Junction	d			1925	1932			2025	2032			2125	2132			2225	2232					2325	2332		0009e		
Queenstown Road	d			1928	1935			2028	2035			2128	2135			2228	2235					2328	2335				
Vauxhall	d			1932	1938			2032	2038			2132	2138			2232	2238					2332	2338		0014e		
London Waterloo	a			1936	1943			2036	2043			2136	2143			2236	2243					2336	2343		0019e		

Late night and weekend trains may be altered due to engineering works.
Please check at southwesternrailway.com before travelling.

For guide to notes and symbols see end of timetable.

MONDAY TO FRIDAY
Shepperton branch, Richmond and Kingston to Wimbledon and London Waterloo

	Notes		B			★	★	★	★	★B	★	C	★	★	★B	★	★	★B	★	★	★	★										
London Waterloo	d				0533		0603		0633				0703				0733				0803		0833		0903		0933					
Vauxhall	d				0537		0607		0637				0707				0736				0807		0837		0907		0937					
Queenstown Road	d				0540		0610		0640				0710				0739				0810		0840		0910		0940					
Clapham Junction	d				0543		0613		0643				0713				0743				0813		0843		0913		0943					
Wandsworth Town	d				0546		0616		0646				0716				0745				0816		0846		0916		0946					
Putney	d				0549		0619		0649				0719				0749				0819		0849		0919		0949					
Barnes	d				0552		0622		0652				0722				0752				0823		0853		0922		0952					
Mortlake	d				0554		0624		0654				0724				0754				0825		0855		0924		0954					
North Sheen	d				0556		0626		0656				0726				0756				0827		0857		0926		0956					
Richmond	d				0559		0629		0659				0729				0759				0830		0900		0929		0959					
St Margarets	d				0601		0631		0701				0731				0801				0832		0902		0931		1001					
Twickenham	d	0452			0604		0634		0704			0727	0734	0737			0804	0807			0835		0905		0934		1004					
Strawberry Hill	d	0455			0607		0637		0707			0730	0737	0746			0807	0816			0838		0908		0937		1007					
Shepperton	d		0523			0610		0640			0700	0711				0730	0741			0800	0811		0841		0911		0941	1011				
Upper Halliford	d		0526			0613		0643			0703	0714				0733	0744			0803	0814		0844		0914		0944	1014				
Sunbury	d		0528			0615		0645			0705	0716				0735	0746			0805	0816		0846		0916		0946	1016				
Kempton Park	d																							0918		0948	1018					
Hampton	d		0533			0620		0650			0709	0720				0739	0750			0809	0820		0850		0921		0951	1021				
Fulwell	d		0536			0623		0653			0712	0723				0742	0753			0812	0823		0853		0924		0954	1024				
Teddington	d	0459		0544	0611	0628	0641	0658	0711	0719		0728				0741	0749			0758	0811	0819		0828	0841	0858	0912	0929	0941	0959	1011	1029
Hampton Wick	d	0501		0546	0614	0630	0644	0700	0714	0721		0730				0744	0751			0800	0814	0821		0830	0844	0900	0914	0931	0944	1001	1014	1031
Kingston	a	0503		0548	0616	0632	0646	0702	0716	0723		0732				0746	0753			0802	0816	0823		0832	0846	0902	0916	0933	0946	1003	1016	1033
Kingston	d	0504		0549	0619	0633	0648	0703	0718	0725		0733				0748	0755			0803	0818	0825		0833	0848	0903	0918	0934	0948	1004	1018	1034
Norbiton	d	0506		0551	0621	0635	0650	0705	0720	0727		0735				0750	0757			0805	0820	0827		0835	0850	0905	0920	0936	0950	1006	1020	1036
New Malden	d	0510		0555	0625	0640	0655	0709	0725	0731		0740				0755	0801			0810	0825	0831		0840	0855	0910	0925	0940	0955	1010	1025	1040
Raynes Park	d	0513		0558	0628	0643	0658	0712	0728	0734		0743				0758	0804			0813	0828	0834		0843	0858	0913	0928	0943	0958	1013	1028	1043
Wimbledon	d	0517		0602	0632	0647	0702	0716	0732	0738		0747				0802	0808			0817	0832	0838		0847	0902	0917	0932	0947	1002	1017	1032	1047
Earlsfield	d	0521		0605	0635	0651	0706	0720	0736	0742		0751				0806	0812			0821	0836	0842		0851	0906	0921	0936	0950	1005	1020	1035	1050
Clapham Junction	d	0525	0605	0609	0639	0655	0710	0724	0740	0746	0749	0755				0810	0816	0819		0825	0840	0846	0849	0855	0910	0925	0940	0954	1009	1024	1039	1054
Vauxhall	d	0531	0612	0614	0644	0700	0715	0729	0745	0751	0756	0800				0815	0821	0826		0830	0845	0851	0856	0900	0915	0930	0945	0959	1014	1029	1044	1059
London Waterloo	a	0535	0616	0620	0649	0706	0722	0735	0751	0758	0804	0806				0821	0827	0834		0836	0851	0857	0904	0906	0922	0936	0951	1004	1019	1034	1049	1104

Late night and weekend trains may be altered due to engineering works.
Please check at southwesternrailway.com before travelling.

★ Passengers travelling with cycles may not join or leave services at stations with train times shown in blue.
For guide to all other notes and symbols see end of timetable.

MONDAY TO FRIDAY
Shepperton branch, Richmond and Kingston to Wimbledon and London Waterloo

	Notes	★	★	★	★ C	★	★ C	★	★ C	★	★ C	★	★ C	★	★ C	★	★ C	★	★ C	★	★ C	★	★ C	★	★ C	★	★ C
London Waterloo	d	1701	1713	1731	1743	1801	1813	1831	1843	1901	1933	2003	2033	2103	2133	2203	2233										
Vauxhall	d	1705	1717	1735	1747	1805	1817	1835	1847	1905	1937	2007	2037	2107	2137	2207	2237										
Queenstown Road	d	1708		1738		1808		1838		1908		2010	2040	2110	2140	2210	2240										
Clapham Junction	d	1711	1723	1742	1753	1811	1823	1841	1853	1911	1943	2013	2043	2113	2143	2213	2243										
Wandsworth Town	d	1714		1744		1814		1844		1914		2016	2046	2116	2146	2216	2246										
Putney	d	1717	1727	1747	1757	1817	1827	1847	1857	1917	1949	2019	2049	2119	2149	2219	2249										
Barnes	d	1722		1752		1822		1852		1922		2022	2052	2122	2152	2222	2252										
Mortlake	d	1724		1754		1824		1854		1924		2024	2054	2124	2154	2224	2254										
North Sheen	d	1726		1756		1826		1856		1926		2026	2056	2126	2156	2226	2256										
Richmond	d	1729	1733	1759	1803	1829	1833	1859	1903	1929	1959	2029	2059	2129	2159	2229	2259										
St Margarets	d	1731		1801		1831		1901		1931		2002	2031	2101	2131	2201	2231										
Twickenham	d	1734	1737	1804	1807	1834	1837	1904	1907	1934	2004	2034	2104	2134	2204	2234	2304										
Strawberry Hill	d	1737	1741	1807	1811	1837	1841	1907	1911	1937	2008	2037	2107	2137	2207	2237	2307										
Shepperton	d			1741		1811		1836		1906		1936		2011		2041		2111		2141		2211		2241		2311	
Upper Halliford	d			1744		1814		1839		1909		1939		2014		2044		2114		2144		2214		2244		2314	
Sunbury	d			1746		1816		1841		1911		1941		2016		2046		2116		2146		2216		2246		2316	
Kempton Park	d			1748		1818		1843		1913		1943		2018		2048		2118		2148		2218		2248		2318	
Hampton	d			1751		1821		1851		1921		1951		2021		2051		2121		2151		2221		2251		2321	
Fulwell	d			1754		1824		1854		1924		1954		2024		2054		2124		2154		2224		2254		2324	
Teddington	d	1743	1752	1759	1813	1829	1843	1859	1913	1929	1943	1959	2012	2029	2041	2059	2111	2129	2141	2159	2211	2229	2241	2259	2311	2329	
Hampton Wick	d	1746	1754	1801	1816	1831	1846	1901	1916	1931	1946	2001	2014	2031	2044	2101	2114	2131	2144	2201	2214	2231	2244	2301	2314	2331	
Kingston	a	1748	1756	1803	1818	1833	1848	1903	1918	1933	1948	2003	2016	2033	2046	2103	2116	2133	2146	2203	2216	2233	2246	2303	2316	2333	
Kingston	d	1748	1758	1804	1818	1834	1848	1904	1918	1934	1948	2004	2018	2034	2048	2104	2118	2134	2148	2204	2218	2234	2248	2304	2318	2334	
Norbiton	d	1750	1800	1806	1820	1836	1850	1906	1920	1936	1950	2006	2020	2036	2050	2106	2120	2136	2150	2206	2220	2236	2250	2306	2320	2336	
New Malden	d	1755	1804	1810	1825	1840	1855	1910	1925	1940	1955	2010	2025	2040	2055	2110	2125	2140	2155	2210	2225	2240	2255	2310	2325	2341	
Raynes Park	d	1757	1806	1813	1828	1843	1858	1913	1928	1943	1958	2013	2028	2043	2058	2113	2128	2143	2158	2213	2228	2243	2258	2313	2328	2343	
Wimbledon	d	1801	1810	1817	1832	1847	1902	1917	1932	1947	2002	2017	2032	2047	2102	2117	2132	2147	2202	2217	2232	2247	2302	2317	2332	2350	
Earlsfield	d	1805	1814	1820	1835	1850	1905	1920	1935	1950	2005	2020	2035	2050	2105	2120	2135	2150	2205	2220	2235	2250	2305	2320	2336	2353	
Clapham Junction	d	1809	1818	1824	1839	1854	1909	1924	1939	1954	2009	2024	2039	2054	2109	2124	2139	2154	2209	2224	2239	2254	2309	2325	2340	2357	
Vauxhall	d	1814	1823	1829	1844	1859	1914	1929	1944	1959	2014	2029	2044	2059	2114	2129	2144	2159	2214	2229	2244	2259	2314	2330	2345	0002	
London Waterloo	a	1818	1828	1834	1849	1905	1919	1934	1949	2004	2019	2034	2049	2104	2119	2134	2149	2204	2219	2234	2249	2304	2319	2334	2349	0008	

Late night and weekend trains may be altered due to engineering works.
Please check at southwesternrailway.com before travelling.

★ Passengers travelling with cycles may not join or leave services at stations with train times shown in blue.
For guide to all other notes and symbols see end of timetable.

SUNDAY

Shepperton branch, Richmond and Kingston to Wimbledon and London Waterloo

Notes																		H		H		H		H		H			
London Waterloo	d	0614		0714		0814		0914		1014		1114		1214		1314		1414	1420		1514	1520		1614	1620		1714	1720	
Vauxhall	d	0618		0718		0818		0918		1018		1119		1219		1318		1418	1424		1518	1524		1618	1624		1718	1724	
Queenstown Road	d	0621		0721		0821		0921		1021		1122		1222		1321		1421	1427		1521	1527		1621	1627		1721	1727	
Clapham Junction	d	0624		0724		0824		0924		1024		1125		1225		1324		1424	1430		1524	1530		1624	1630		1724	1730	
Wandsworth Town	d	0627		0727		0827		0927		1027		1128		1228		1327		1427	1433		1527	1533		1627	1633		1727	1733	
Putney	d	0630		0730		0830		0930		1030		1131		1231		1330		1430	1436		1530	1536		1630	1636		1730	1736	
Barnes	d	0633		0733		0833		0933		1033		1134		1234		1333		1433	1439		1533	1539		1633	1639		1733	1739	
Mortlake	d	0635		0735		0835		0935		1035		1136		1236		1335		1435			1535			1635			1735		
North Sheen	d	0637		0737		0837		0937		1037		1138		1238		1337		1437			1537			1637			1737		
Richmond	d	0640		0740		0840		0940		1040		1141		1241		1340		1440			1540			1640			1740		
St Margarets	d	0642		0742		0842		0942		1042		1143		1243		1342		1442			1542			1642			1742		
Twickenham	d	0645		0745		0845		0945		1045		1146		1246		1345		1445	1511		1545	1611		1645	1711		1745	1811	
Strawberry Hill	d	0649		0749		0849		0949		1049		1150		1250		1349		1449	1514		1549	1614		1649	1714		1749	1814	
Shepperton	d			0711		0811		0911		1011		1111		1211		1311		1411			1511			1611			1711		1811
Upper Halliford	d			0714		0814		0914		1014		1114		1214		1314		1414			1514			1614			1714		1814
Sunbury	d			0716		0816		0916		1016		1116		1216		1316		1416			1516			1616			1716		1816
Kempton Park	d			0718		0818		0918		1018		1118		1218		1318		1418			1518			1618			1718		1818
Hampton	d			0721		0821		0921		1021		1121		1221		1321		1421			1521			1621			1721		1821
Fulwell	d			0724		0824		0924		1024		1124		1224		1324		1424			1524			1624			1724		1824
Teddington	d	0655	0729	0755	0829	0855	0929	0955	1029	1055	1129	1155	1229	1255	1329	1355	1429	1455	1517	1529	1555	1617	1629	1655	1717	1729	1755	1817	1829
Hampton Wick	d	0657	0731	0757	0831	0857	0931	0957	1031	1057	1131	1157	1231	1257	1331	1357	1431	1457	1520	1531	1557	1620	1631	1657	1720	1731	1757	1820	1831
Kingston	a	0659	0733	0759	0833	0859	0933	0959	1033	1059	1133	1159	1233	1259	1333	1359	1433	1459	1522	1533	1559	1622	1633	1659	1722	1733	1759	1822	1833
Kingston	d	0704	0734	0804	0834	0904	0934	1004	1034	1104	1134	1204	1234	1304	1334	1404	1434	1504		1534	1604		1634	1704		1734	1804	1834	
Norbiton	d	0706	0736	0806	0836	0906	0936	1006	1036	1106	1136	1206	1236	1306	1336	1406	1436	1506		1536	1606		1636	1706		1736	1806	1836	
New Malden	d	0710	0740	0810	0840	0910	0940	1010	1040	1110	1140	1210	1240	1310	1340	1410	1440	1510		1540	1610		1640	1710		1740	1810	1840	
Raynes Park	d	0713	0743	0813	0843	0913	0943	1013	1043	1113	1143	1213	1243	1313	1343	1413	1443	1513		1543	1613		1643	1713		1743	1813	1843	
Wimbledon	d	0720	0747	0817	0847	0917	0947	1017	1047	1117	1147	1217	1247	1317	1347	1417	1447	1517		1547	1617		1647	1717		1747	1817	1847	
Earlsfield	d	0724	0751	0821	0851	0921	0950	1020	1050	1120	1150	1220	1250	1320	1350	1420	1450	1520		1550	1620		1650	1720		1750	1820	1850	
Clapham Junction	d	0728	0757	0827	0857	0925	0954	1024	1054	1124	1154	1224	1254	1324	1354	1424	1454	1524		1554	1624		1654	1724		1754	1824	1854	
Vauxhall	d	0733	0802	0832	0902	0930	0959	1032	1059	1132	1159	1229	1259	1329	1359	1429	1459	1529		1559	1629		1659	1729		1759	1829	1859	
London Waterloo	a	0737	0811	0836	0909	0934	1009	1036	1109	1136	1209	1234	1306	1334	1404	1434	1504	1534		1604	1634		1704	1734		1804	1834	1904	

Late night and weekend trains may be altered due to engineering works.

Please check at southwesternrailway.com before travelling.

For guide to notes and symbols see end of timetable.

SUNDAY





Shepperton branch, Richmond and Kingston to Wimbledon and London Waterloo

	Notes		H		H		H		H		H		H		H		H																									
London Waterloo	d	1814	1820		1914	1920		2014	2020		2114	2120		2214	2220		2314	2320	0018																							
Vauxhall	d	1818	1824		1918	1924		2018	2024		2118	2124		2218	2224		2318	2324	0022																							
Queenstown Road	d	1821	1827		1921	1927		2021	2027		2121	2127		2221	2227		2321	2327	0025																							
Clapham Junction	d	1824	1830		1924	1930		2024	2030		2124	2130		2224	2230		2324	2330	0029																							
Wandsworth Town	d	1827	1833		1927	1933		2027	2033		2127	2133		2227	2233		2327	2333	0032																							
Putney	d	1830	1836		1930	1936		2030	2036		2130	2136		2230	2236		2330	2336	0035																							
Barnes	d	1833	1839		1933	1939		2033	2039		2133	2139		2233	2239		2333	2339	0038																							
Mortlake	d	1835			1935			2035			2135			2235			2335		0040																							
North Sheen	d	1837			1937			2037			2137			2237			2337		0042																							
Richmond	d	1840			1940			2040			2140			2240			2340		0045																							
St Margarets	d	1842			1942			2042			2142			2242			2342		0047																							
Twickenham	d	1845	1911		1945	2011		2045	2111		2145	2211		2245	2311		2345	0012	0050																							
Strawberry Hill	d	1849	1914		1949	2014		2049	2114		2149	2214		2249	2314		2348	0015	0053s																							
Shepperton	d				1911			2011			2111			2211			2311																									
Upper Halliford	d				1914			2014			2114			2214			2314																									
Sunbury	d				1916			2016			2116			2216			2316																									
Kempton Park	d				1918			2018			2118			2218			2318																									
Hampton	d				1921			2021			2121			2221			2321																									
Fulwell	d				1924			2024			2124			2224			2324																									
Teddington	d	1855	1917	1929	1955	2017	2029	2055	2117	2129	2155	2217	2229	2255	2317	2329	2351	0018	0056s																							
Hampton Wick	d	1857	1920	1931	1957	2020	2031	2057	2120	2131	2157	2220	2231	2257	2320	2331	2354	0021	0059s																							
Kingston	a	1859	1922	1933	1959	2022	2033	2059	2122	2133	2159	2222	2233	2259	2322	2333	2356	0023	0101																							
Kingston	d	1904		1934	2004		2034	2104		2134	2204		2234	2304		2334																										
Norbiton	d	1906		1936	2006		2036	2106		2136	2206		2236	2306		2336																										
New Malden	d	1910		1940	2010		2040	2110		2140	2210		2240	2310		2340																										
Raynes Park	d	1913		1943	2013		2043	2113		2143	2213		2243	2313		2343																										
Wimbledon	d	1917		1947	2017		2047	2117		2147	2217		2247	2317		2347																										
Earlsfield	d	1920		1950	2020		2050	2120		2150	2220		2250	2320		2350																										
Clapham Junction	d	1924		1954	2024		2054	2124		2154	2224		2254	2324		2354																										
Vauxhall	d	1929		1959	2029		2059	2129		2159	2229		2259	2329		2359																										
London Waterloo	a	1934		2004	2034		2104	2136		2204	2236		2304	2335		0004																										

Late night and weekend trains may be altered due to engineering works.
Please check at southwesternrailway.com before travelling.

For guide to notes and symbols see end of timetable.

GUIDE TO NOTES AND SYMBOLS

- A** From Shepperton.
- B** Service operates via Richmond.
- C** To Shepperton.
- D** From Twickenham.
- H** Service operates via Hounslow.
- a** Arrival time.
- c** Change at Wimbledon.
- d** Departure time.
- e** Change at Twickenham.
- k** Arrives Twickenham 10 minutes earlier.
- s** Stops to let passengers leave the train only.
-  Interchange for London Trams service to Croydon. Visit tfl.gov.uk for details.
-  Interchange for London Underground services. Visit tfl.gov.uk for details.
-  Car Park.
-  Minimum connection time where different from the standard five minutes.

All services in this timetable are operated by South Western Railway.

↳ Continued in later column.

↪ Continued from earlier column.

#8 Refers to Pocket Timetable number which shows the full service between this station and London Waterloo.

★ Passengers travelling with cycles may not join or leave services at stations with train times shown in blue.

Cycles on trains - Monday to Friday

At peak times the following restrictions apply in the area bounded by Reading, Hook, Alton, Guildford and Dorking.

Passengers travelling with cycles may not join or leave services timed to arrive at London Waterloo between 0715 and 1000 inclusive or timed to depart from London Waterloo between 1645 and 1900 inclusive.











Passengers travelling with cycles may not join or leave services timed to depart from Clapham Junction between 0745 and 0900 inclusive in an area bounded by Clapham Junction, Strawberry Hill and Feltham.

Travelling after midnight?

Trains which run after midnight are shown at the end of the day.

STATION INFORMATION

See notes for explanation of symbols.

London Waterloo			
Vauxhall			
Clapham Junction			
Earlsfield			#8
Wimbledon	 	 	#8
Raynes Park			#8
New Malden			#8
Norbiton			
Kingston			
Hampton Wick			
Teddington			
Fulwell			
Hampton			
Kempton Park			
Sunbury			
Upper Halliford			
Shepperton			
Strawberry Hill			
Twickenham			#9
St Margarets			#9
Richmond			#9
North Sheen			#9
Mortlake			#9
Barnes			#9
Putney			#9
Wandsworth Town			#9
Queenstown Road			#9



Visit us at [southwesternrailway.com](https://www.southwesternrailway.com)

- Buying tickets online
- Plan your journey
- Special offers and days out
- Train times
- Live train information
- Latest news



Free Travel Alerts [southwesternrailway.com/alerts](https://www.southwesternrailway.com/alerts)

Keeping our registered customers up-to-date with their service running information, delays and alterations.



Twitter Customer Service [@SW_Railway](https://twitter.com/SW_Railway) [@SW_Help](https://twitter.com/SW_Help)

Follow South Western Railway on Twitter and be the first to know what's happening on our network.



[Facebook.com/SWRailway](https://www.facebook.com/SWRailway)

Providing South Western Railway network information and details of our latest offers.



Customer Service Centre **0345 6000 650**

Our UK based team are available 7 days a week from 6am to 10pm for:

- Ticket sales by credit or debit card
- Comments and suggestions



Assisted Travel **0800 5282 100** Textphone **0800 6920 792**

A freephone service open 24 hours for older and disabled customers. We recommend booking assistance **12 hours in advance.**



National Rail Enquiries **03457 48 49 50**

Train times, fares and rail information.

First MTR South Western Trains Limited (trading as South Western Railway) accepts no liability for any inaccuracy in the information contained in this timetable which is subject to alteration.

First MTR South Western Trains Limited. Registered in England and Wales 07900320.
Registered office: 4th Floor, Capital House, 25 Chapel Street, London NW1 5DH.
A First and MTR company.

