

8

Surbiton and Wimbledon to London Waterloo

TEMPORARY TRAIN TIMES 7-24 AUGUST 2017

MONDAY TO FRIDAY ONLY



- London Waterloo
- Vauxhall
- Clapham Junction
- Earlsfield
- Wimbledon
- Raynes Park
- New Malden
- Berrylands
- Surbiton

**WATERLOO &
SOUTH WEST
UPGRADE**

• No services call
at this station

What's happening?

From 5 to 28 August inclusive, major engineering works will be taking place at London Waterloo. This is to allow work to start to extend platforms for longer trains and provide more space for more passengers.

Throughout this time, fewer trains will be running across the South West Trains network. Some stations will see very significant reductions in the frequency of their train services and a small number will be closed for some or all of this time.

Stations in or around London, such as London Waterloo, Clapham Junction, Vauxhall and Wimbledon are expected to be exceptionally busy during this time. We strongly advise passengers to avoid travelling during the busiest morning and evening periods if possible.

Woking is expected to be extremely busy and you are advised not to change on to fast services here.

Across the network, we urge passengers to leave plenty of time for their journey, plan ahead and understand the impact these temporary changes will have.

Detailed travel advice, including ticket acceptance options, is available at southwesttrains.co.uk/wswupgrade

August Bank Holiday

Friday 25 August to Monday 28 August 2017

On Friday 25 August to Monday 28 August 2017, there will be additional works at London Waterloo.

This will further reduce the number of trains we are able to run right across the network but the impact will be more significant closer to London.

Detailed travel advice, including ticket acceptance options, is available at southwesttrains.co.uk/wswupgrade

Temporary timetable Monday to Friday only 7-24 August 2017

This timetable shows the revised service between Surbiton, Berrylands, New Malden, Raynes Park, Wimbledon, Earlsfield and London Waterloo.

In addition to the retimed services, please note the following:

- **No service calling at Vauxhall.**
Passengers should change at London Waterloo.
- **Earlsfield will be closed on weekdays until 1000 and between 1630 and 1930.** Passengers travelling during these times should use alternative transport or other nearby stations.

We advise that you check for any changes to train times before using weekend, late evening or early morning services. Please look for the 'Changes to train times' posters at stations or visit our website at southwesttrains.co.uk

Buy a ticket before you board

You need to buy a valid ticket before you board one of our trains. We know that the vast majority of our passengers buy a valid ticket before travelling and we have a duty to those passengers to make sure no one travels without paying. For this reason, we run a penalty fares scheme across most of our network.

If you travel to or from a station within the penalty fares area without a valid ticket, you may be liable for a penalty fare of £20 or twice the single fare to the next station at which your train stops (whichever is higher). You will then be required to buy a ticket for the remainder of the journey.

We have a policy to prosecute all deliberate fare evaders, wherever possible.

Cycles on trains

The services in this timetable have limited room for cycles and we have to apply some restrictions. The ★ symbol, with train times printed in red, show restricted trains. These restrictions are explained in the 'Notes' section.

We will carry folding cycles on any train as long as they can be folded small enough to be carried safely in the luggage rack. Cycles are not allowed on buses that replace trains during engineering work.

No smoking policy

For the comfort of all our customers, smoking and the use of e-cigarettes is not permitted on any part of our trains or stations. You can smoke outside the station entrance or in our car parks.

Man drunk causing trouble at Plainfields station

Very rowdy on 11pm train to Beryford. Please send help!

Teens vandalising Eastbridge station Platform 4

NEW MESSAGE
British Transport Police
61016
SEND

text BRITISH TRANSPORT POLICE
61016

Report crime or incidents on your train or at your station - discreetly
let's make a difference

In an emergency call **999**
Your first text may incur a small charge depending on your network provider.

BRITISH TRANSPORT POLICE

TALK TO US

If things are getting to you.

Talk to us any time you like, in your own way, and off the record – about whatever's getting to you.

116 123 **FREE**
This number is FREE to call

jo@samaritans.org

samaritans.org

SAMARITANS

A registered charity.

MONDAY TO FRIDAY

Surbiton and Wimbledon to London Waterloo (Complete service)

Notes	E		□					□		□			★	★	★	★	★	★	★	★	★	★	★	★					
Surbiton	d	0454		0540	0552	0557	0602	0611	0622		0637	0627	0631		0641	0651	0652	0707		0657	0701	0721		0711	0722	0727	0732		
Berrylands	d							0613						0643	0643									0713					
New Malden	d				0557	0602	0607	0617			0632	0636		0647						0702	0706	0706		0717		0732			
Raynes Park	d			0541	0601	0606	0611	0621		0631	0636	0640	0643	0651					0701	0706	0711		0713	0721	0731		0736		
Wimbledon	d	0502	0517	0546	0549	0607	0611	0616	0627		0637		0641	0645	0649	0657		0701	0707	0711	0716		0720	0727	0737	0731	0741	0745	
Earlsfield	d																												
Clapham Junction	a	0508	0523	0553	0600	0613	0619	0623	0632	0636	0646		0649	0655	0702	0702	0705	0715		0715	0718	0726		0732	0732	0744	0745	0748	0753
Vauxhall	a				0607																								
London Waterloo	a	0518	0533	0612	0615	0629	0635	0642	0649	0650	0702	0703	0705	0712	0716	0717	0719	0731	0732	0732	0733	0741	0746	0746	0751	0800	0801	0805	0813

Notes	★	□	★	★	★	★	★	★	★	★	★	★	★	★	★	★	★	★	★	★	★	★	★	□					
Surbiton	d		0751	0741		0752	0757		0821	0801	0811	0822		0827	0832	0851		0841	0852		0857	0901		0921	0911		0922	0927	0931
Berrylands	d			0743							0813							0843	0852			0901			0913				
New Malden	d			0747			0802				0817			0832				0847			0902				0917		0932	0936	
Raynes Park	d	0743		0751	0801		0806	0813			0821		0831	0836			0842	0851		0901	0906		0913	0921	0931		0932	0940	
Wimbledon	d	0750		0757	0807	0801	0811	0818		0814	0827	0832	0837	0841	0845		0849	0857	0901	0907	0911	0914	0918		0927	0937	0931	0941	0945
Earlsfield	d																												
Clapham Junction	a	0801		0802	0814	0815	0818	0832		0823	0832	0845	0844	0848	0853		0903	0902	0915	0915	0918	0923	0932		0932	0944	0945	0948	0953
Vauxhall	a																												
London Waterloo	a	0816	0816	0821	0830	0831	0835	0846	0846	0847	0849	0901	0901	0905	0911	0916	0918	0919	0931	0931	0935	0942	0946	0946	0949	1000	1001	1003	1010

Notes		□						□			□				□											□			
Surbiton	d		0952	0938		0953	1001	1022		1023	1031	1052		1053	1101	1122		1123	1131	1152		1153	1201	1222		1223	1231	1252	
Berrylands	d			0940			1004				1034				1104				1134				1204				1234		
New Malden	d			0944		0958	1007			1028	1037			1058	1107				1128	1137			1207			1228	1237		
Raynes Park	d	0942		0948	0954	1002	1010		1024	1032	1040		1054	1102	1110		1124	1132	1140		1154	1202	1210		1224	1232	1240		1254
Wimbledon	d	0949		0955	1001	1008	1016		1030	1038	1046		1100	1108	1116		1130	1138	1146		1200	1208	1216		1230	1238	1246		1300
Earlsfield	d				1004	1011	1019		1033	1041	1049		1103	1111	1119		1133	1141	1149		1203	1211	1219		1233	1241	1249		1303
Clapham Junction	a	1002	1005	1001	1008	1017	1023	1035	1037	1045	1053	1105	1107	1115	1123	1135	1137	1145	1153	1205	1207	1215	1223	1235	1237	1245	1253	1305	1307
Vauxhall	a																												
London Waterloo	a	1015	1017	1017	1025	1033	1039	1049	1055	1103	1109	1119	1125	1133	1139	1149	1155	1203	1209	1219	1225	1233	1239	1249	1255	1303	1309	1319	1325

Late night and weekend trains may be altered. Please check southwesttrains.co.uk before travelling.

For guide to notes and symbols see end of timetable.

MONDAY TO FRIDAY

Surbiton and Wimbledon to London Waterloo (Complete service)

Notes			□			□			□			□			□			□			□			□					
Surbiton	d	1253	1301	1322		1323	1331	1352		1353	1401	1422		1423	1431	1452		1453	1501	1522		1523	1531	1552		1553	1601	1622	
Berrylands	d		1304			1334	1334			1404	1404			1434	1434			1504	1504			1534	1534			1604	1604		
New Malden	d	1258	1307			1328	1337			1358	1407			1428	1437			1458	1507			1528	1537			1558	1607		
Raynes Park	d	1302	1310		1324	1332	1340		1354	1402	1410		1424	1432	1440		1454	1502	1510		1524	1532	1540		1554	1602	1610	1624	
Wimbledon	d	1308	1316		1330	1338	1346		1400	1408	1416		1430	1438	1446		1500	1508	1516		1530	1538	1546		1600	1608	1616	1630	
Earlsfield	d	1311	1319		1333	1341	1349		1403	1411	1419		1433	1441	1449		1503	1511	1519		1533	1541	1549		1603	1611	1619	1633	
Clapham Junction	a	1315	1323	1335	1337	1345	1353	1405	1407	1415	1423	1435	1437	1445	1453	1505	1507	1515	1523	1535	1537	1545	1553	1605	1607	1617	1623	1635	1637
Vauxhall	a																												
London Waterloo	a	1333	1339	1349	1355	1403	1409	1419	1425	1433	1439	1449	1455	1503	1509	1519	1525	1533	1539	1547	1555	1603	1609	1623	1625	1633	1639	1652	1654

Notes			□			□			□			□			□			□			□			□					
Surbiton	d	1623	1631	1638	1652		1653	1701	1708	1722		1723	1731	1738	1752		1753	1801	1808	1822		1823	1831	1838	1852		1853	1901	1908
Berrylands	d			1640					1710					1740					1810					1840				1910	
New Malden	d	1628	1636	1644			1658	1706	1714			1728	1736	1744			1758	1806	1814			1828	1836	1844			1858	1906	1914
Raynes Park	d	1632	1640	1648		1654	1702	1710	1718		1724	1732	1740	1748		1754	1802	1810	1818		1824	1832	1840	1848		1854	1902	1910	1918
Wimbledon	d	1638	1646	1654		1700	1708	1718	1724		1730	1738	1748	1754		1800	1808	1818	1824		1830	1838	1848	1854		1900	1908	1916	1924
Earlsfield	d																												
Clapham Junction	a	1643	1651	1659	1705	1707	1713	1723	1729	1735	1737	1743	1753	1759	1805	1807	1813	1823	1829	1835	1836	1844	1853	1859	1905	1907	1913	1921	1929
Vauxhall	a																												
London Waterloo	a	1702	1709	1717	1722	1724	1732	1739	1747	1752	1754	1802	1809	1817	1822	1824	1832	1839	1847	1852	1854	1901	1909	1917	1923	1925	1933	1939	1947

Notes	□				□			□			□			□			□			□			□						
Surbiton	d	1922		1923	1931	1938	1952		1953	2001	2008	2022		2023	2031	2038	2052		2053	2101	2121	2108		2123	2131	2138	2150		2153
Berrylands	d					1940					2010					2040						2110				2140			
New Malden	d			1928	1936	1944			1958	2006	2014			2028	2036	2044			2058	2106			2114		2128	2136	2144		2158
Raynes Park	d		1924	1932	1940	1948		1954	2002	2010	2018		2024	2032	2040	2048		2054	2102	2110		2118	2124	2132	2140	2148		2154	2202
Wimbledon	d		1930	1938	1946	1954		2000	2008	2016	2024		2030	2038	2046	2054		2100	2108	2116		2124	2130	2138	2146	2154		2200	2208
Earlsfield	d		1933		1949	1957		2003		2019	2027		2033		2049	2057		2103		2119		2127	2133	2141	2149	2157		2203	2211
Clapham Junction	a	1935	1937	1943	1953	2001	2005	2007	2013	2023	2031	2035	2037	2043	2053	2101	2105	2107	2114	2123		2131	2137	2145	2153	2201	2203	2207	2215
Vauxhall	a																												
London Waterloo	a	1949	1951	2003	2009	2017	2020	2025	2032	2039	2047	2047	2055	2103	2109	2117	2117	2125	2132	2139	2145	2147	2155	2203	2208	2216	2218	2225	2233

Late night and weekend trains may be altered. Please check [southwesttrains.co.uk](https://www.southwesttrains.co.uk) before travelling.

For guide to notes and symbols see end of timetable.

MONDAY TO FRIDAY
Surbiton and Wimbledon to London Waterloo (Complete service)

Notes		‡							‡			‡							‡	‡									
Surbiton	d	2201	2221	2208		2223	2231	2238		2252	2253	2301	2321	2308		2323	2331	2338		2353	2357	0008	0012						
Berrylands	d			2210				2240						2310						2356			0014						
New Malden	d	2206		2214		2228	2236	2244			2258	2306		2314			2328	2336	2342		2359		0017						
Raynes Park	d	2210		2218	2224	2232	2240	2248	2254		2302	2310		2318	2324	2332	2340	2346	2353	0001			0020						
Wimbledon	d	2216		2224	2230	2238	2246	2254	2300		2308	2316		2324	2330	2335a	2346	2350a	2356a	0006	0009	0018	0023a						
Earlsfield	d	2219		2227	2233	2241	2249	2257	2303		2311	2319		2327	2333		2349			0010									
Clapham Junction	a	2223		2231	2237	2245	2253	2301	2307	2305	2315	2323		2331	2337		2353			0013	0021	0024							
Vauxhall	a															0001				0019	0031								
London Waterloo	a	2239	2244	2246	2255	2302	2309	2317	2322	2325	2331	2337	2345	2347	2355		0009			0028	0039	0034							

MONDAY TO FRIDAY

London Waterloo to Wimbledon and Surbiton (Complete service)

Notes																													
London Waterloo	d	0500	0520	0530		0540	0547	0556	0608	0603	0617	0626	0638	0633	0640	0651	0647	0656	0702	0710	0716	0720	0718	0725	0727	0737	0733	0740	0747
Vauxhall	d	0504	0524																										
Clapham Junction	d	0511	0531	0537u		0549	0556	0605	0615	0612	0626	0635	0645u	0642	0649		0656	0705	0711	0719		0727u	0727	0733	0736	0744u	0742	0749	0756
Earlsfield	d																												
Wimbledon	d	0518	0537	0543a	0549	0559	0606	0615		0622	0636	0645		0652	0659		0706	0715	0721	0729			0736	0740	0745		0752	0759	0806
Raynes Park	d				0602a	0609	0618			0625	0639	0648		0655	0702a		0709	0718	0724	0732a			0739	0743a	0748		0755	0802a	0809
New Malden	d					0612	0621			0628	0642	0651		0658			0712	0721	0727				0742		0751		0758	0812	
Berrylands	d									0630				0700													0800	0812	
Surbiton	a	0525	0544		0556		0616	0625	0629	0635	0646	0655	0658	0704		0709	0716	0725	0733		0736	0740	0746		0755	0758	0804		0816

Notes																													
London Waterloo	d	0752	0756	0807	0803	0810	0817	0822	0826	0837	0833	0840	0848	0856	0907	0903	0910	0918	0926	0937	0933	0940	0947	0957	1008	1003	1010	1017	1026
Vauxhall	d																												
Clapham Junction	d	0801	0805	0814u	0812	0819	0826	0831	0835	0844u	0842	0849	0857	0905	0914u	0912	0919	0927	0935	0944u	0942	0949	0956	1005	1015u	1012	1019	1026	1035
Earlsfield	d																						1000	1009	1016	1023	1030	1039	
Wimbledon	d	0810	0815		0822	0829	0836	0840	0845		0852	0859	0906	0915		0922	0929	0936	0945		0952	0959	1006	1015		1022	1029	1036	1045
Raynes Park	d	0813a	0818		0825	0832a	0839	0843a	0848		0855	0902a	0909	0918		0925	0932a	0939	0948		0955	1002a	1009	1018		1025	1032a	1039	1048
New Malden	d		0821		0828		0842		0851		0858		0912	0921		0928		0942	0951		0958		1012	1021		1028		1042	1051
Berrylands	d				0830						0900					0930					1000					1030		1051	
Surbiton	a		0825	0828	0834		0846		0855	0858	0904		0916	0925	0928	0934		0946	0955	0958	1004		1016	1025	1028	1034		1046	1055

Notes																													
London Waterloo	d	1038	1032	1040	1047	1056	1108	1110	1117	1126	1138	1140	1147	1156	1208	1210	1217	1226	1238	1240	1247	1256	1308	1310	1317	1326	1338	1340	1347
Vauxhall	d																												
Clapham Junction	d	1045u	1041	1049	1056	1105	1115u	1119	1126	1135	1145u	1149	1156	1205	1215u	1219	1226	1235	1245u	1249	1256	1305	1315u	1319	1326	1335	1345u	1349	1356
Earlsfield	d		1045	1053	1100	1109		1123	1130	1139		1153	1200	1209		1223	1230	1239		1253	1300	1309		1323	1330	1339		1353	1400
Wimbledon	d		1051	1059	1106	1115		1129	1136	1145		1159	1206	1215		1229	1236	1245		1259	1306	1315		1329	1336	1345		1359	1406
Raynes Park	d		1054	1102a	1109	1118		1132a	1139	1148		1202a	1209	1218		1232a	1239	1248		1302a	1309	1318		1332a	1339	1348		1402a	1409
New Malden	d		1057		1112	1121			1142	1151			1212	1221		1242	1251				1312	1321			1342	1351		1412	
Berrylands	d		1059		1114				1144				1214	1223		1244					1314				1344			1414	
Surbiton	a	1058	1103		1118	1125	1128		1148	1155	1158		1218	1225	1228		1248	1255	1258		1318	1325	1328		1348	1355	1358		1418

Late night and weekend trains may be altered. Please check southwesttrains.co.uk before travelling.

For guide to notes and symbols see end of timetable.

MONDAY TO FRIDAY

London Waterloo to Wimbledon and Surbiton (Complete service)

Notes		□				□				□					□					□	□				□	□	★	★	★	
London Waterloo	d	1356	1408	1410	1417	1426	1438	1440	1447	1456	1508	1510	1517	1526	1538	1540	1547	1556	1602	1611	1616	1622	1618	1624	1632	1640	1646	1652	1648	
Vauxhall	d																													
Clapham Junction	d	1405	1415u	1419	1426	1435	1445u	1449	1456	1505	1515u	1519	1526	1535	1545u	1549	1556	1605	1611	1620	1625u	1629u	1627	1635	1643u	1649u	1653u	1659u	1657u	
Earlsfield	d	1409		1423	1430	1439		1453	1500	1509		1523	1530	1539		1553	1600	1609	1615	1624			1631	1635	1643u	1649u	1653u	1659u	1657u	
Wimbledon	d	1415		1429	1436	1445		1459	1506	1515		1529	1536	1545		1559	1606	1615	1621	1629			1637	1645	1653	1659			1707	
Raynes Park	d	1418		1432a	1439	1448		1502a	1509	1518		1532a	1539	1548		1602a	1609	1618	1624	1632a			1640	1648	1656	1702a			1710	
New Malden	d	1421			1442	1451			1512	1521			1542	1551			1612	1621	1627				1643	1651	1659				1713	
Berrylands	d				1444				1514				1544				1614	1621	1627				1643	1651	1659	1701				
Surbiton	a	1425	1428		1448	1455	1458		1518	1525	1528		1548	1555	1558		1618	1625	1633			1636	1642	1647	1655	1705		1706	1712	1717

Notes		□	★	★	★	★	□	★	★	★	□	★	★	★	★	□	★	□	★	★	★	□	★	★	□	★	★	★	★
London Waterloo	d	1655	1654	1702	1710	1722	1718	1725	1724	1732	1740	1752	1748	1755	1754	1802	1810	1822	1818	1825	1824	1832	1840	1852	1848	1855	1854	1902	1910
Vauxhall	d																												
Clapham Junction	d	1704u	1705u	1713u	1719u		1727u	1734u	1735u	1743u	1749u		1757u	1804u	1805u	1813u	1819u		1827u	1834u	1835u	1843u	1849u		1857u	1904u	1905u	1913u	1919u
Earlsfield	d																												
Wimbledon	d		1715	1723	1729		1737		1745	1753	1759		1807		1815	1823	1829		1837		1845	1853	1859		1907		1915	1923	1929
Raynes Park	d		1718	1726	1732a				1748	1756	1802a				1818	1826	1832a				1848	1856	1902a		1910		1918	1926	1932a
New Malden	d		1721	1729					1751	1759					1821	1829				1851	1859				1913		1921	1929	
Berrylands	d			1731						1801					1831					1901								1931	
Surbiton	a	1722	1725	1735		1741	1745	1753	1755	1805		1811	1815	1822	1827	1835		1841	1845	1853	1857	1905		1911	1917	1924	1928	1935	

Notes		□	□				□					□					□											□	
London Waterloo	d	1916	1922	1918	1924	1932	1940	1946	1948	1956	2002	2010	2016	2018	2026	2032	2040	2046	2048	2056	2102	2110	2116	2118	2126	2132	2140	2146	2148
Vauxhall	d																												
Clapham Junction	d	1924u	1930u	1927	1933	1941	1949	1953u	1957	2005	2011	2019	2023u	2027	2035	2041	2049	2053u	2057	2105	2111	2119	2123	2127	2135	2141	2149	2153u	2157
Earlsfield	d			1931	1937	1945	1953		2001	2009	2015	2023		2031	2039	2045	2053		2101	2109	2115	2123		2131	2139	2145	2153		2201
Wimbledon	d			1937	1943	1951	1959		2007	2015	2021	2029		2037	2045	2051	2059		2107	2115	2121	2129		2137	2145	2151	2159	2201	2207
Raynes Park	d			1940	1946	1954	2002a		2010	2018	2024	2032a		2040	2048	2054	2102a		2110	2118	2124	2132a		2140	2148	2154	2202a		2210
New Malden	d			1943	1949	1957			2013	2021	2027			2043	2051	2057			2113	2121	2127			2143	2151	2157			2213
Berrylands	d					1959				2021	2027			2043	2051	2057			2113	2121	2127			2143	2151	2157			2213
Surbiton	a	1937	1943	1947	1953	2003		2007	2017	2025	2033		2036	2047	2055	2103		2106	2117	2125	2133		2136	2147	2155	2203		2208	2217

Late night and weekend trains may be altered. Please check southwesttrains.co.uk before travelling.

For guide to notes and symbols see end of timetable.

MONDAY TO FRIDAY
London Waterloo to Wimbledon and Surbiton (Complete service)

Notes				1					1					1							E	E							
London Waterloo	d	2156	2202	2210	2216	2218	2226	2232	2240	2246	2248	2256	2302	2310	2324	2318	2326	2348	2340	2348	2356	0009	0027						
Vauxhall	d																	2344	2352	0002	0013	0031							
Clapham Junction	d	2205	2211	2219	2223u	2227	2235	2241	2249	2253u	2257	2305	2311	2319	2331u	2327	2335	2355u	2351	2359	0007	0020	0037						
Earlsfield	d	2209	2215	2223		2231	2239	2245	2253		2301	2309	2315	2323	2331	2339	2355	0003	0011	0023	0041s								
Wimbledon	d	2215	2221	2229		2237	2245	2251	2259		2307	2315	2321	2329		2337	2345		0001	0009	0015	0027	0045						
Raynes Park	d	2218	2224	2232a		2240	2248	2254	2302a		2310	2318	2324	2332a		2340	2348		0004	0012a	0018		0048						
New Malden	d	2221	2227			2243	2251	2257			2313	2321	2327			2343	2351		0007		0021		0050						
Berrylands	d		2229					2259					2329			2345			0009				0053s						
Surbiton	a	2225	2233		2236	2247	2255	2303		2306	2317	2325	2333		2344	2349	2355	0008	0013		0025	0034	0056						

GUIDE TO NOTES AND SYMBOLS

- E** Additional engineering work may affect this service - please check times for the day you are travelling.
- a** Arrival time.
- d** Departure time.
- s** Stops to let passengers leave the train only.
- u** Stops to let passengers join the train only.

All services in this timetable are operated by South West Trains.

- 1** First class accommodation available.
-  Interchange for London Underground services. Visit tfl.gov.uk for details.
-  Car Park.
-  Interchange for Tramlink service to Croydon. Visit tfl.gov.uk for details.
-  Minimum connection time where different from the standard five minutes.

Travelling after midnight?

Trains which run after midnight are shown at the end of the day.

- ★ Passengers travelling with cycles may not join or leave services at stations with train times shown in red.











Cycles on trains

At peak times the following restrictions apply in the area bounded by Reading, Hook, Alton, Guildford and Dorking.

Passengers travelling with cycles may not join or leave services timed to arrive in London Waterloo between 0715 and 1000 inclusive and departing London Waterloo between 1645 and 1900.

STATION INFORMATION

See notes for explanation of symbols.

Surbiton			
Berrylands			
New Malden			
Raynes Park			
Wimbledon			
Earlsfield			
Clapham Junction			
Vauxhall			
London Waterloo			



Visit us at

southwesttrains.co.uk

- Buying tickets online
- Special offers and days out
- Live train information
- Plan your journey
- Train times
- Latest news



Free Travel Alerts

southwesttrains.co.uk/jca

Keeping our registered customers up-to-date with their service running information, delays and alterations.



Twitter

@SW_Trains

Follow South West Trains on Twitter and be the first to know what's happening on our network.



facebook.com/swtrains

Providing South West Trains network information and details of our latest offers.



Customer Service Centre

0345 6000 650

Our UK based team are available 7 days a week from 6am to 10pm for:

- Ticket sales by credit or debit card
- Comments and suggestions.



Assisted Travel

0800 5282 100 **Textphone 0800 6920 792**

A freephone service open 6am - 10pm for older and disabled passengers. We recommend booking assistance **24 hours in advance.**



National Rail Enquiries

03457 48 49 50

Train times, fares and rail information.

South West Trains accepts no liability for any inaccuracy in the information contained in this publication which is subject to alteration. Please check before you travel.



Please recycle

Stagecoach South Western Trains Limited. Registered in England and Wales 5599788. Registered office: Friars Bridge Court, 41-45 Blackfriars Road, London SE1 8NZ. A part of the Stagecoach Group plc.

PTT08 7-24 AUGUST 2017

ISLAND LINE TRAINS

SOUTH WEST TRAINS