

19

# Southampton and Winchester to London Waterloo



# TRAIN TIMES

12 December 2010 to 21 May 2011

**London Waterloo**

**Clapham Junction**

**Woking**  
(for Heathrow Airport)

Farnborough

Fleet

**Basingstoke**

Micheldever

**Winchester**

Shawford

Eastleigh

**Southampton  
Airport Parkway**

Swaythling

St Denys

**Southampton  
Central**

Millbrook

Redbridge

Totton

## Your timetable

This pocket timetable shows the full service between Totton, Southampton Central, Southampton Airport Parkway, Eastleigh, Shawford, Winchester and Micheldever to Basingstoke, Woking and London Waterloo.

For details of additional services between St Denys and Southampton Central please see pocket timetable 26.

Our mini-guides offer an even more convenient summary of services and are designed to fit easily into a wallet, purse or ticket holder. Mini-guides are available from staffed stations.

Mini-guide routes relevant to this timetable are:

- Eastleigh & Winchester to London Waterloo - no. 63
- Southampton Central to London Waterloo - no. 64
- Winchester to Southampton - no. 68.



### Engineering work

Engineering work has to be carried out to maintain and improve the rail network. This work is normally done at weekends, overnight or on public holidays and sometimes we need to change train services or run buses instead.

We advise that you check for any changes to train times before using weekend, late evening or early morning services. Please look for the 'Engineering Works' posters at stations or visit our website at [southwesttrains.co.uk](http://southwesttrains.co.uk)



### Buy a ticket before you board

You need to buy a valid ticket before you board one of our trains. We know that the vast majority of our passengers buy a valid ticket before travelling and we have a duty to these passengers to make sure no one travels without paying. For this reason, we run a penalty fares scheme across most of our network.

If you travel to or from a station within the penalty fares area without a valid ticket, you may be liable for a penalty of £20 or twice the single fare to the next station at which your train stops (whichever is higher). You will then be required to buy a ticket for the remainder of your journey.

We have a policy to prosecute all deliberate fare evaders whenever possible.



## Catering on trains

On board catering is provided in partnership with our contractors Rail Gourmet (UK) Ltd by an at-seat trolley service. We provide details of which specific trains are catered on our Customer Information Screens. On these trains catering may be provided for all or part of the journey.

We will do our best to provide the refreshment service where advertised. However under some circumstances, for example engineering work, we may be unable to provide refreshments on certain trains. Visit [southwesttrains.co.uk/catering.aspx](http://southwesttrains.co.uk/catering.aspx) to view the latest menu and prices.



## No smoking policy

For the comfort and safety of all our passengers, we do not allow smoking on any of our trains.

Also, in line with all other UK train companies, we enforce a complete no smoking policy at all our stations. All areas of the station are smoke-free irrespective of whether they are enclosed or otherwise.



## Cycles on trains

The services in this timetable have limited room for cycles and we have to apply some restrictions.

The ★ symbol with train times printed in red show restricted trains - these restrictions are explained in the 'Notes' section.

Cycle reservations are recommended on services operated by CrossCountry (XC).

We will carry folding cycles on any train as long as they can be folded small enough to be carried safely in the luggage rack. Cycles are not allowed on buses that replace trains during engineering work.

### Woking - Heathrow Railair Coach

**Railair Coach Link between Woking station, Terminal 5 and Heathrow Central Bus Station (for Terminals 1, 2 and 3). Free local bus between Terminal 5 and Terminal 4.**

**From Woking Station** DAILY at 0520 (Mon-Fri), 0550 (Mon-Fri), 0620, 0650, 0720, 0750, 0820, 0850, 0935, 1005, then every 30 minutes until 2005, 2035, 2105 and 2205#.

**From Heathrow Central Bus Station** (Depart 15 minutes later from Terminal 5) DAILY at 0545 (Mon-Fri), 0615 (Mon-Fri), 0645, 0715, 0745, 0830, 0900, 0930, then every 30 minutes until 2000, 2030, 2115, 2215 and 2315#.

**Journey times** (depending on time of day):

Woking - Terminal 5 - 25 to 50 minutes. Woking - Central Bus Station - 40 to 65 minutes.

Please allow a minimum of 10 minutes to connect between train and coach.

A weekend service applies on public holidays. No service 25 & 26 December.

(# - does not run 24 and 31 December).

Service operated by National Express - [www.nationalexpress.com/airport](http://www.nationalexpress.com/airport)

**Monday to Friday**
**Totton, Southampton, Eastleigh and Winchester to Basingstoke, Woking and London Waterloo**

			SW MX	SW	XC	SW	SW	SW A	XC A	SW A	SW	SW	SW A	SW A	SW	SW	SW	SW	SW	XC	SW	SW	SW	SW	SW	XC	SW		
Totton	P	dep						0549	★	0612				★	★	0645				★	★			0715				★	
Redbridge (Hants)		dep						0614																					
Millbrook (Hants)		dep						0617																					
Southampton Central	P	arr					0554			0624					0651												0721	0723	0729
Southampton Central	P	dep		0452	0515		0542	0555	0615	0635	0630		0635		0643	0700			0710	0715			0730				0735		0738
St Denys	\$	dep		0457			0547			0640			0643		0648												0740		0743
Swaythling	P	dep		0500			0550			0643			0651														0743		0746
Southampton Airport	P	dep		0503	0522		0553	0603	0622		0638		0646	0650	0654	0708			0718	0722			0738			0746		0749	
Eastleigh	P	arr		0506			0556	0607		0649	0653	0658						0721	0721							0749		0753	
Eastleigh	P	dep	0019	0507		0549		0608				0643		0654	0659		0713		0730			0730		0743				0754	
Shawford	P	dep		0513		0555				0649				0705								0736		0749				0800	
Winchester	P	dep	0028a	0519	0531	0601		0618	0631		0648	0655		0705	0711	0718	0722			0731	0742	0748	0755				0801	0806	
Micheldever	P	dep		0527		0610				0704							0731						0802						
Basingstoke	P	arr		0538	0546	0621		0634	0646			0714			0727		0741			0746	0758		0814				0816	0822	
Reading	P	arr			0604	0657b			0704					0800b						0804	0830b						0836	0900b	
Fleet	P	arr		0550	0610b			0653b	0710b			0740b			0752					0809b	0821							0840	
Farnborough	P	arr		0555	0615b			0700b	0715b			0745b			0757			0757		0814b	0827						0827	0845	
Woking	P	arr		0605	0618b	0646b		0653	0728b					0738			0805	0808		0818b				0834	0838				
Clapham Junction	10	arr		0625	0638b			0714	0728b														0903w						
London Waterloo	10	arr		0634	0649b	0714b		0724			0747	0801		0808		0816	0834	0839					0850	0903	0910				

**Notes**
**MX**

Does NOT run on Mondays.

b Change at Basingstoke.

★

Passengers travelling with cycles may not join or leave services at stations with train times shown in red.

**A**

To Chandler's Ford and Romsey.

w Change at Woking.

For timetable notes and symbols see page 34.

**Monday to Friday**
**Totton, Southampton, Eastleigh and Winchester to Basingstoke, Woking and London Waterloo**

			SW A	SW A	SW A	XC A	SW A	SW A	SW A	SW A	SW A	SW A	SW A	XC A	SW A	SW A	SW A	SW A	XC A	SW A	SW A	SW A	XC A	SW A	SW A	SW A	
Totton	P	dep	0745				0817					0853								0945							
Redbridge (Hants)		dep								0821					0919										1019		
Millbrook (Hants)		dep								0824					0922										1022		
Southampton Central	P	arr	0750				0822			0827		0822	0858		0925		0925			0952					1025		
Southampton Central	P	dep	0800			0815	0848	0830		0835		0848	0900		0915	0935	0930			0935	0946	0955	1000		1015	1035	1030
St Denys	\$	dep								0840		0853								0940							
Swaythling	P	dep								0843		0856								0943							
Southampton Airport	P	dep	0808			0822		0838		0846		0859	0908		0922		0938			0946	0953	1003	1008		1022		1038
Eastleigh	P	arr								0849		0903		0903						0949		1006	1008		1022		1038
Eastleigh	P	dep			0813					0843		0854	0914		0914			0947			1014						1047
Shawford	P	dep			0820					0849					0919					1019							
Winchester	P	dep	0818		0826	0831		0848		0854		0903	0918	0925	0931		0948	0956			1018	1025	1031			1048	1056
Micheldever	P	dep								0902							1005										1105
Basingstoke	P	arr	0834		0842	0846				0915		0919	0935	0941	0946		1015			1017		1034	1041	1046			1115
Reading	P	arr				0904						1000b			1004		1100b			1035							1200b
Fleet	P	arr				0910b						0940b			0954	1010b	1040b			1040b							1140b
Farnborough	P	arr		0845	0859	0915b				0930		0945b			0959	1015b	1030			1045b							1130
Woking	P	arr	0853	0858				0922	0939			0949b			0954		1020	1039		1049b							1119
Clapham Junction	10	arr	0914		0926			0943	1005w						1015	1025	1036b			1057w	1105w						1119
London Waterloo	10	arr	0925	0929	0938			0953	1008						1023	1034				1049	1108						1149

**Notes**

- A To Chandler's Ford and Romsey.  
 b Change at Basingstoke.  
 w Change at Woking.

- ★ Passengers travelling with cycles may not join or leave services at stations with train times shown in red.

For timetable notes and symbols see page 34.

**Monday to Friday**
**Totton, Southampton, Eastleigh and Winchester to Basingstoke, Woking and London Waterloo**

			SW A	SW A	SW A	SW A	XC A	SW A	SW A	SW A	SW A	XC A	SW A	SW A	SW A	XC A	SW A	SW A	SW A	SW A	SW A	XC A	SW A	SW A	SW A	
Totton	P	dep		1045									1147													
Redbridge (Hants)		dep						1119									1219								1319	
Millbrook (Hants)		dep						1122									1222								1322	
Southampton Central	P	arr	1025	1053				1125			1153						1225	1252							1325	
Southampton Central	P	dep	1035	1055	1100		1115	1135	1130		1135	1146	1155	1200		1215	1235	1230		1235	1255	1300		1315	1335	1330
St Denys	\$	dep	1040					1140									1240			1240					1330	
Swaythling	P	dep	1043					1143									1243			1243						
Southampton Airport	P	dep	1046	1103	1108		1122		1138		1146	1153	1203	1208		1222		1238		1246	1303	1308		1322		1338
Eastleigh	P	arr	1049	1106				1149			1149		1206				1249			1249	1306					
Eastleigh	P	dep		1114						1147									1247							1347
Shawford	P	dep		1119				1119					1214				1219									
Winchester	P	dep		1118	1125	1131		1148	1156		1202		1218	1225	1231		1248	1256		1314		1318	1325	1331		1348
Micheldever	P	dep						1205									1305									1405
Basingstoke	P	arr		1134	1141	1146		1215			1217		1234	1241	1246		1315					1334	1341	1346		1415
Reading	P	arr				1204		1300b			1235					1304		1400b								1500b
Fleet	P	arr			1154	1210b		1240b			1240b			1254	1310b		1340b					1354	1410b			1440b
Farnborough	P	arr			1159	1215b		1230			1245b			1259	1315b		1330					1359	1415b			1430
Woking	P	arr						1219	1239		1249b						1319	1339							1419	1439
Clapham Junction	10	arr		1212	1225	1236b		1257w	1305w				1312	1325	1338b		1357w	1405w				1412	1425	1436b		1457w
London Waterloo	10	arr		1220	1234			1249	1307				1320	1334			1349	1407				1420	1434		1449	1508

**Notes**

- A To Chandler's Ford and Romsey.
- b Change at Basingstoke.
- w Change at Woking.

For timetable notes and symbols see page 34.

**Monday to Friday**
**Totton, Southampton, Eastleigh and Winchester to Basingstoke, Woking and London Waterloo**

			SW A	XC	SW	SW A	SW A	XC A	SN C	SW A	SW A	SW	SW A	SW A	SW A	XC A	SW A	SW A	SW	SW A	XC A	SW A	SW A	SW A	XC A	SW A	
Totton	P	dep			1345									1445													
Redbridge (Hants)		dep								1419																	1619
Millbrook (Hants)		dep								1422																	1622
Southampton Central	P	arr	1325		1353					1425		1453										1525		1551			1625
Southampton Central	P	dep	1335	1346	1355	1400		1415	1426	1435	1430		1435	1455	1500		1515	1535	1530		1535	1547	1555	1600		1615	1635
St Denys	\$	dep	1340							1440			1443								1540						1635
Swaythling	P	dep	1343										1446	1503	1508		1522		1538		1546		1603	1608		1622	
Southampton Airport	P	dep	1346		1403	1408		1422	1434		1438		1446	1506							1549		1607	1608		1622	
Eastleigh	P	arr	1349		1406				1437				1449	1506							1549		1607	1608		1622	
Eastleigh	P	dep			1414							1447		1514					1547				1614				
Shawford	P	dep			1419			1419						1519					1547				1614				
Winchester	P	dep			1418	1425	1431				1448	1456		1518	1525	1531		1548	1556				1618		1619	1631	
Micheldever	P	dep										1505						1605									
Basingstoke	P	arr		1417		1434	1441	1446				1515			1534	1541	1546		1615			1617		1634	1641	1646	
Reading	P	arr		1435			1504					1600b				1604			1700b			1635					1704
Fleet	P	arr		1440b			1510b					1540b				1554	1610b		1640b			1640b					1710b
Farnborough	P	arr		1445b		1454	1515b			1459	1515b			1530		1559	1615b		1630			1645b			1654	1715b	
Woking	P	arr		1449b								1519	1539					1619			1639		1649b				
Clapham Junction	P	arr			1512	1525	1536b					1557w	1605w			1612	1625	1636b	1657w	1705w				1712	1725	1736b	
London Waterloo	P	arr			1520	1534						1549	1607			1620	1634		1649	1708				1720	1736		

**Notes**
**A** To Chandler's Ford and Romsey.

**b** Change at Basingstoke.

**C** To Brighton.

**w** Change at Woking.

For timetable notes and symbols see page 34.

**Monday to Friday**
**Totton, Southampton, Eastleigh and Winchester to Basingstoke, Woking and London Waterloo**

			SW 17	SW 17	SW 17 A	SW 17	SW 17	SW 17	XC 17	SW 17 A	SW 17	SW 17	SW 17 A	SW 17	XC 17	SW 17	SW 17	SW 17	XC 17	SW 17	SW 17	SW 17 A	SW 17	SW 17	SW 17	SW 17		
Totton	P	dep			1645								1732			1745											1847	
Redbridge (Hants)		dep								1719												1820						
Millbrook (Hants)		dep								1722												1823						
Southampton Central	P	arr			1625	1651				1725			1725	1741		1753						1826				1826	1853	
Southampton Central	P	dep	1630		1635	1652	1700		1715	1735	1730		1735		1746	1755	1800		1815	1817	1835	1830			1835	1855	1900	
St Denys	\$	dep			1640	1657				1740			1740								1822	1835			1835	1855		
Swaythling	P	dep			1643	1700				1743			1743								1825	1835			1835	1855		
Southampton Airport	P	dep	1638		1646	1704	1708		1722		1738		1746			1803	1808		1822	1828		1838			1846	1903	1908	
Eastleigh	P	arr			1649	1707				1749			1749			1806				1832		1849			1849	1907		
Eastleigh	P	dep		1647		1714						1747				1814				1833					1847		1914	
Shawford	P	dep			1719			1719								1819				1833					1847		1919	
Winchester	P	dep	1648	1656		1718	1725	1731			1748	1756		1801		1818	1825	1831	1841a		1848	1856			1856	1918	1925	
Micheldever	P	dep		1705								1805													1905			
Basingstoke	P	arr		1715		1734	1742	1746				1815			1817		1834	1841	1846						1915		1934	1941
Reading	P	arr		1800b					1804				1900b			1835				1904								
Fleet	P	arr		1740b					1810b				1840b			1840b				1854								1954
Farnborough	P	arr		1730				1759	1815b				1830			1845b			1859	1910b								1959
Woking	P	arr	1720	1739									1819	1839		1849b										1924	1939	
Clapham Junction	10	arr	1757w	1805w		1812	1825	1836b		1858w	1905w						1912	1926	1941b			1957w	2005w				2012	2025
London Waterloo	10	arr	1750	1808		1823	1834			1847	1908						1920	1934									2020	2034

**Notes**

- A To Chandler's Ford and Romsey.
- b Change at Basingstoke.
- w Change at Woking.

For timetable notes and symbols see page 34.



**Monday to Friday**
**Totton, Southampton, Eastleigh and Winchester to Basingstoke, Woking and London Waterloo**

			XC ✕	SW A	SW ✕	SW ✕	SW A	SW ✕	SW ✕	XC ✕	SW A	SW ✕	SW ✕	SW A	SW ✕	SW ✕	SW ✕	SW ✕	SW A	SW ✕	SW ✕	SW A	SW ✕	SW ✕	SW ✕	SW ✕	
Totton	P	dep					1946							2045												2152	
Redbridge (Hants)		dep		1920							2020								2120								
Millbrook (Hants)		dep		1923							2023								2123								
Southampton Central	P	arr		1926		1952					2026		2051						2126			2126				2157	
Southampton Central	P	dep	1915	1935	1930		1935	1955	2000		2015	2035	2030		2035	2055	2100		2135	2130		2135	2155	2200			
St Denys	\$	dep		1940			1943				2040				2043				2140			2143	2155	2200			
Swaythling	P	dep		1943			1946	2003	2008		2043				2046	2103	2108		2143			2146	2203	2208			
Southampton Airport	P	dep	1922		1938		1946	2003	2008		2046		2038		2049	2106			2146		2138	2149	2206	2208			
Eastleigh	P	arr				1949	2006				2049		2106						2149			2149	2206	2208			
Eastleigh	P	dep			1947		2014			2019			2047		2114				2119			2147		2214			2219
Shawford	P	dep					2019			2025			2053		2119				2125			2147		2219			2225
Winchester	P	dep	1931		1948	1956		2018		2031		2048		2059		2118			2125		2148	2156		2218			2225
Micheldever	P	dep			2005								2107						2125		2148	2205		2218			2225
Basingstoke	P	arr	1946		2015			2034	2041	2046			2121			2134		2141			2215		2234			2241	
Reading	P	arr	2004		2101b					2104					2205b						2247b					2318b	
Fleet	P	arr	2010b		2040b					2110b			2140								2240					2254	
Farnborough	P	arr	2015b		2030					2059			2145								2245					2259	
Woking	P	arr		2019	2039					2109			2119						2158	2209		2219			2254	2258	2309
Clapham Junction	10	arr		2052w	2112w			2116	2129			2152w				2214			2229		2248w				2314	2333	
London Waterloo	10	arr		2049	2107			2124	2138			2149				2222	2234	2238			2249				2323	2343	2345

**Notes**
**A** To Chandler's Ford and Romsey.

**b** Change at Basingstoke.

**w** Change at Woking.

For timetable notes and symbols see page 34.

**Monday to Friday**
**Totton, Southampton, Eastleigh and Winchester to Basingstoke, Woking and London Waterloo**

			SW A	SW A	SW A	SW E	SW A E	SW E	SW E													
Totton	P	dep				2252		2352														
Redbridge (Hants)		dep	2220				2305															
Millbrook (Hants)		dep	2223				2309															
Southampton Central	P	arr	2226		2226	2257	2311	2357														
Southampton Central	P	dep	2235	2230	2235	2300	2320	2359														
St Denys	\$	dep			2240		2325	0004														
Swaythling	P	dep			2243		2328	0007														
Southampton Airport	P	dep		2238	2246	2308	2331	0010														
Eastleigh	P	arr		2241	2249	2311	2334	0014														
Eastleigh	P	dep		2246		2312			0019													
Shawford	P	dep				2318																
Winchester	P	dep		2255		2324			0028a													
Micheldever	P	dep				2333																
Basingstoke	P	arr		2311		2343																
Reading	P	arr		2353b		0026b																
Fleet	P	arr				0001																
Farnborough	P	arr				0006																
Woking	P	arr		2333		0018																
Clapham Junction	10	arr		2356		0053																
London Waterloo	10	arr		0006		0102																

**Major engineering work in the Reading area**  
**Monday 27 December 2010 to Sunday 2 January 2011**

During this period, which involves the closure of Reading station, all services will be revised and include replacement buses. For details see separate publicity.

**Notes**

- A To Chandler's Ford and Romsey.
- E Engineering work may affect this service. Check before travelling.
- b Change at Basingstoke.

*For timetable notes and symbols see page 34.*

# Saturday

# Totton, Southampton, Eastleigh and Winchester to Basingstoke, Woking and London Waterloo

			SW E	XC	SW	SW	SW	XC	SW A	SW	SW	SW	XC	SW	XC	SW A	SW	SW	SW	XC	SW	SW	SW	XC	SW A	SW	SW
Totton	P	dep							0612	0622						0612	0622										
Redbridge (Hants)		dep							0614							0719										0819	
Millbrook (Hants)		dep							0618							0722										0822	
<b>Southampton Central</b>	P	arr							0621	0627		0621				0725	0727		0725		0752					0825	
<b>Southampton Central</b>	P	dep		0509	0512	0530	0600	0615	0635	0630			0635	0653	0700	0715	0735	0730		0735	0747	0755	0800		0815	0835	0830
St Denys	\$	dep			0535				0640				0643							0740							
Swaythling	P	dep			0538				0643				0646	0701	0708	0722				0743							
<b>Southampton Airport</b>	P	dep		0516	0520	0541	0608	0622		0638			0646	0701	0708	0722				0746	0754	0803	0808		0823		0838
<b>Eastleigh</b>	P	arr			0523	0545	0611			0641			0649		0711					0749		0806					
<b>Eastleigh</b>	P	dep	0019		0524	0546	0613			0642	0647			0714					0747						0814		0847
Shawford	P	dep			0552					0653				0719											0819		
<b>Winchester</b>	P	dep	0028a	0525	0534	0600	0623	0631		0652	0700		0709	0725	0731		0748	0756		0803		0818	0825	0831		0848	0856
Micheldever	P	dep			0608					0708				0708					0805								0905
<b>Basingstoke</b>	P	arr		0540	0550	0619	0639	0646		0708	0719		0724	0741	0746			0815		0817		0834	0841	0846		0915	
Reading	P	arr		0559		0700b		0704					0742		0804			0900b		0835				0904		1000b	
Fleet	P	arr			0610	0640		0710b		0740			0754	0810b		0804b		0840b		0854		0854	0910b			0940b	
Farnborough	P	arr			0615	0645		0715b		0745			0759	0815b		0830		0845b		0859		0859	0915b			0930	
<b>Woking</b>	P	arr			0628e	0658f	0658	0715b		0727	0758h		0749b	0809		0821	0839		0849b							0919	0939
Clapham Junction	10	arr			0657e	0723	0736b		0805w		0830		0837b	0830		0857w	0905w					0912	0925	0936b		0957w	1005w
<b>London Waterloo</b>	10	arr			0705e	0733f	0731		0753	0834h		0819b	0839		0849	0908						0920	0934		0949	1007	

## Notes

- A** To Chandler's Ford and Romsey.
- E** Engineering work may affect this service. Check before travelling.
- b** Change at Basingstoke.

- e** By changing at Basingstoke passengers may arrive Woking 0618, Clapham Junction 0638, London Waterloo 0649.
- f** By changing at Basingstoke passengers may arrive Woking 0649, London Waterloo 0719.

- h** By changing at Basingstoke passengers may arrive Woking 0749, London Waterloo 0819.
- w** Change at Woking.

For timetable notes and symbols see page 34.

**Saturday**
**Totton, Southampton, Eastleigh and Winchester to Basingstoke, Woking and London Waterloo**

			SW A	SW A	SW A	SW A	XC A	SW A	SW A	SW A	SW A	XC A	SW A	SW A	SW A	XC A	SW A	SW A	SW A	SW A	XC A	SW A	SW A	SW A					
Totton	P	dep		0845									0947																
Redbridge (Hants)		dep						0919									1019								1119				
Millbrook (Hants)		dep						0922									1022								1122				
<b>Southampton Central</b>	P	arr	0825	0852				0925			0953						1025	1053							1125				
<b>Southampton Central</b>	P	dep	0835	0855	0900		0915	0935	0930		0935	0947	0955	1000		1015	1035	1030		1035	1055	1100		1115	1135	1130			
St Denys	\$	dep	0840								0940									1040									
Swaythling	P	dep	0843								0943									1043									
<b>Southampton Airport</b>	P	dep	0846	0903	0908		0922		0938		0946	0954	1003	1008		1022		1038		1046	1103	1108		1122		1138			
<b>Eastleigh</b>	P	arr	0849	0906							0949		1006							1049	1106								
<b>Eastleigh</b>	P	dep		0914						0947			1014					1047			1114					1147			
Shawford	P	dep		0919									1019								1119								
<b>Winchester</b>	P	dep			0918	0925	0931		0948	0956		1003		1018	1025	1031		1048	1056		1118	1125	1131		1148	1156			
Micheldever	P	dep								1005									1105							1205			
<b>Basingstoke</b>	P	arr			0934	0941	0946			1015		1017		1034	1041	1046			1115			1134	1141	1146		1215			
Reading	P	arr				1004				1100b		1035						1200b							1204	1300b			
Fleet	P	arr				0954	1010b			1040b		1054			1110b			1140b							1154	1210b	1240b		
Farnborough	P	arr				0959	1015b			1030		1059			1115b			1130							1159	1215b	1230		
<b>Woking</b>	P	arr							1019	1039		1049b						1119	1139							1219	1239		
Clapham Junction	10	arr			1012	1025	1036b		1057w	1105w				1112	1125	1136b		1157w	1205w						1212	1225	1236b	1257w	1305w
<b>London Waterloo</b>	10	arr			1020	1034		1049	1107					1120	1134			1149	1207						1220	1234	1249	1307	

**Notes**

- A To Chandler's Ford and Romsey.  
 b Change at Basingstoke.  
 w Change at Woking.

For timetable notes and symbols see page 34.

## Saturday

## Totton, Southampton, Eastleigh and Winchester to Basingstoke, Woking and London Waterloo

			SW A	XC A	SW A	SW A	SW A	XC A	SW A	SW A	SW A	SW A	SW A	SW A	XC A	SW A	SW A	SW A	SW A	XC A	SW A	SW A	SW A	XC A	SN C	SW A			
Totton	P	dep			1147																								
Redbridge (Hants)		dep																									1419		
Millbrook (Hants)		dep																									1422		
<b>Southampton Central</b>	P	arr	1125		1153																						1425		
<b>Southampton Central</b>	P	dep	1135	1147	1155	1200		1215	1235	1230			1235	1255	1300		1315	1335	1330			1335	1347	1355	1400		1415	1426	1435
St Denys	\$	dep	1140										1240									1340							
Swaythling	P	dep	1143										1243									1343							
<b>Southampton Airport</b>	P	dep	1146	1154	1203	1208		1222		1238			1246	1303	1308		1322		1338			1346	1354	1403	1408		1422	1434	
<b>Eastleigh</b>	P	arr	1149		1206								1249	1306								1349	1354	1406			1437		
<b>Eastleigh</b>	P	dep			1214							1247										1347							
Shawford	P	dep			1219								1314									1414							
<b>Winchester</b>	P	dep		1203		1218	1225	1231		1248	1256			1318	1325	1331		1348	1356		1403		1418	1425	1431				
Micheldever	P	dep											1305									1405							
<b>Basingstoke</b>	P	arr		1217		1234	1241	1246					1315		1334	1341	1346				1417		1434	1441	1446				
Reading	P	arr		1235				1304				1400b				1404			1500b		1435						1504		
Fleet	P	arr		1240b				1254	1310b			1340b			1354	1410b			1440b		1440b					1454	1510b		
Farnborough	P	arr		1245b			1259	1315b				1330			1359	1415b			1430		1445b				1459	1515b			
<b>Woking</b>	P	arr		1249b							1319	1339						1419	1439		1449b								
Clapham Junction	10	arr				1312	1325	1336b				1357w	1405w		1412	1425	1436b		1457w	1505w				1512	1525	1536b			
<b>London Waterloo</b>	10	arr				1320	1334					1349	1407		1420	1434			1449	1507				1520	1534				

## Notes

A To Chandler's Ford and Romsey.

w Change at Woking.

C To Brighton.

b Change at Basingstoke.

For timetable notes and symbols see page 34.

**Saturday**
**Totton, Southampton, Eastleigh and Winchester to Basingstoke, Woking and London Waterloo**

			SW 11:1	SW 11:1	SW 11:1 A	SW 11:1	SW 11:1	SW 11:1	XC 11:1	SW 11:1 A	SW 11:1	SW 11:1	XC 11:1	SW 11:1	SW 11:1	SW 11:1	XC 11:1	SW 11:1 A	SW 11:1	SW 11:1	SW 11:1	SW 11:1	SW 11:1	XC 11:1	SW 11:1 A			
Totton	P	dep			1445									1547														
Redbridge (Hants)		dep								1519									1619							1719		
Millbrook (Hants)		dep								1522									1622							1722		
Southampton Central	P	arr		1425	1451					1525				1553					1625			1625	1651			1725		
Southampton Central	P	dep	1430		1435	1455	1500		1515	1535	1530			1535	1547	1555	1600		1615	1635	1630			1635	1655	1700	1715	1735
St Denys	\$	dep			1440					1540				1540					1640						1640		1735	
Swaythling	P	dep			1443					1543				1543					1643						1643			
Southampton Airport	P	dep	1438		1446	1503	1508		1522		1538			1546	1554	1603	1608		1622			1638			1646	1703	1708	1722
Eastleigh	P	arr			1449	1506				1549				1606					1649			1706			1649	1706	1722	
Eastleigh	P	dep		1447		1514						1547										1647			1714			
Shawford	P	dep			1519			1519						1614					1619						1714			
Winchester	P	dep	1448	1456		1518	1525	1531		1548	1556		1603	1618	1625	1631		1648	1656			1718			1718	1725	1731	
Micheldever	P	dep		1505						1605				1617					1705						1715			
Basingstoke	P	arr		1515		1534	1541	1546		1615			1617	1634	1641	1646			1715						1734	1741	1746	
Reading	P	arr		1600b					1605				1635					1704									1804	
Fleet	P	arr		1540b				1554	1610b				1640b					1654	1710b						1754	1810b		
Farnborough	P	arr		1530				1559	1615b				1630				1659	1715b							1759	1815b		
Woking	P	arr	1519	1539						1619	1639		1649b						1719	1739								
Clapham Junction	10	arr	1557w	1605w			1612	1625	1636b		1657w	1705w				1712	1725	1736b		1757w	1805w				1812	1825	1836b	
London Waterloo	10	arr	1549	1607			1620	1634		1649	1707					1720	1734		1749	1807					1820	1834		

**Notes**

- A To Chandler's Ford and Romsey.  
 b Change at Basingstoke.  
 w Change at Woking.

For timetable notes and symbols see page 34.

**Saturday**
**Totton, Southampton, Eastleigh and Winchester to Basingstoke, Woking and London Waterloo**

			SW 17	SW 1	SW A	XC 17	SW 1	SW 17	SW 1	XC 17	SW A	SW 17	SW 1	SW A	SW 1	SW 17	SW 1	XC 17	SW A	SW 17	SW 1	SW A	SW 17	SW 1	XC 17	SW A	
Totton	P	dep					1747							1845													
Redbridge (Hants)		dep									1819									1919							2019
Millbrook (Hants)		dep									1822									1922							2022
<b>Southampton Central</b>	P	arr			1725		1753				1825		1851							1925		1951					2025
<b>Southampton Central</b>	P	dep	1730		1735	1747	1755	1800		1815	1835	1830		1835	1855	1900		1915	1935	1930		1935	1955	2000		2015	2035
St Denys	\$	dep			1740									1840						1940							
Swaythling	P	dep			1743									1843						1943							
<b>Southampton Airport</b>	P	dep	1738		1746	1754	1803	1808		1822		1838		1846	1903	1908		1922		1938		1946	2003	2008		2022	
<b>Eastleigh</b>	P	arr			1749		1806							1849	1906					1949		2006					
<b>Eastleigh</b>	P	dep		1747			1814						1847		1914						1947				2014		
Shawford	P	dep					1819			1819					1919												
<b>Winchester</b>	P	dep	1748	1756		1803		1818	1825	1831		1848	1856		1918	1925	1931			1948	1956				2018	2019	2031
Micheldever	P	dep		1805									1905								2005						
<b>Basingstoke</b>	P	arr		1815		1817		1834	1841	1846			1915			1934	1941	1946			2015				2034	2041	2046
Reading	P	arr		1900b		1835				1904			2001b						2004		2101b						2104
Fleet	P	arr		1840b		1840b			1854	1910b			1940b						1954	2010b	2040b					2054	2110b
Farnborough	P	arr		1830		1845b			1859	1915b			1930						1959	2015b	2030					2059	2115b
<b>Woking</b>	P	arr	1819	1839		1849b						1919	1939							2019	2039					2109	
Clapham Junction	10	arr	1857w	1905w			1912	1925	1936b		1957w	2005w			2012	2025				2052w	2112w				2116	2129	
<b>London Waterloo</b>	10	arr	1849	1907			1920	1934			1949	2007			2020	2034				2049	2107				2124	2138	

**Notes**

- A To Chandler's Ford and Romsey.  
 b Change at Basingstoke.  
 w Change at Woking.

For timetable notes and symbols see page 34.

**Saturday**

**Totton, Southampton, Eastleigh and Winchester to Basingstoke, Woking and London Waterloo**

			SW 1 1	SW 1	SW 1 A	SW 1	SW 1	SW 1	SW 1	SW 1 A	SW 1	SW 1	SW 1	SW 1 A	SW 1	SW 1	SW 1 A	SW 1	SW 1 A	SW 1 E	SW 1 A E	SW 1 E	SW 1 E	SW 1 E				
Totton	P	dep				2045										2152						2252	2308	2352				
Redbridge (Hants)		dep								2119										2219								
Millbrook (Hants)		dep								2122										2222				2312				
<b>Southampton Central</b>	P 1	arr			2025	2051				2125				2125		2157				2225	2257		2315	2357				
<b>Southampton Central</b>	P 1	dep	2030		2035	2055	2100			2135	2130			2135	2155	2200				2235	2230	2235	2300	2321	2359			
St Denys	\$	dep			2040					2140				2140						2240	2240		2326	0004				
Swaythling	P	dep			2043					2143				2143						2243	2243		2329	0007				
<b>Southampton Airport</b>	P ←	dep	2038		2046	2103	2108			2146	2138			2146	2203	2208				2238	2246	2308	2332	0010				
<b>Eastleigh</b>	P 1	arr			2049	2106				2149	2206			2149	2206					2241	2249	2311	2335	0014				
<b>Eastleigh</b>	P 1	dep		2047		2114				2119			2147		2214					2219		2246						0021
Shawford	P	dep			2119					2125					2219					2225		2255						0030a
<b>Winchester</b>	P	dep	2048	2056		2118				2148	2156		2148	2156		2218				2225		2255						
Micheldever	P	dep		2105							2205			2205									2333					
<b>Basingstoke</b>	P	arr		2117		2134				2141				2215		2234			2241		2311		2343					
Reading	P 1	arr				2202b			2231b				2300b							2331b	0001b							
Fleet	P	arr		2140					2154				2240							2254			0001					
Farnborough	P	arr		2145				2145	2159				2245						2245	2259			0006					
<b>Woking</b>	P ←	arr	2119					2158	2209				2219			2253	2258	2309		2331			0018					
Clapham Junction	10	arr	2152w				2214		2229			2248w				2314		2333		2358			0053					
<b>London Waterloo</b>	10 10	arr	2149				2222	2234	2238			2249				2322	2339	2343		0010			0102					

**Notes**

- A** To Chandler's Ford and Romsey.
- E** Engineering work may affect this service. Check before travelling.
- b** Change at Basingstoke.
- w** Change at Woking.

For timetable notes and symbols see page 34.



**Sunday**
**Totton, Southampton, Eastleigh and Winchester to Basingstoke, Woking and London Waterloo**

			SW E	SW E	SW A	SN C	SW A	SW A	XC F	SW A	SW A	SW A	XC	SW A	SW A	SW A	SW A	XC	SW A	SW A	SW A	XC	SW A	SW A	SW A			
Totton	P	dep			0748		0848																			1248		
Redbridge (Hants)		dep						0846							1039											1239		
Millbrook (Hants)		dep						0850							1043											1243		
Southampton Central	P	arr			0753		0853	0852				0945	0953	0945		1045	1053	1045						1145	1153	1145	1245	1253
Southampton Central	P	dep	0655	0755	0827	0855	0859	0915	0925	0959	0955	0959	1015	1025	1059	1055	1059	1115	1125	1159	1155	1159	1215	1225	1259	1255		
St Denys	\$	dep					0904					1004					1104									1204		
Swaythling	P	dep					0907					1007					1107									1207		
Southampton Airport	P	dep	0703	0803	0836	0903	0910	0922	0933		1003	1010	1022	1033		1103	1110	1122	1133					1203	1210	1222	1233	1303
Eastleigh	P	arr	0707	0807	0841	0907	0913				1007	1013				1107	1113							1207	1213		1307	
Eastleigh	P	dep	0021	0711	0811		0911					1011				1111									1211		1311	
Shawford	P	dep					0917									1117											1317	
Winchester	P	dep	0030a	0723	0823		0923	0931	0942		1023		1031	1042		1123		1131	1142					1223	1231	1242	1323	
Micheldever	P	dep		0732	0832		0932				1032					1132								1232			1332	
Basingstoke	P	arr		0742	0842		0942	0946	0958		1042		1046	1058		1142		1146	1158					1242	1246	1258	1342	
Reading	P	arr		0830b	0930b			1004	1030b				1104	1130b				1204						1304	1330b		1400b	
Fleet	P	arr		0832b	0932b				1032b					1132b											1332b		1407b	
Farnborough	P	arr		0837b	0937b				1037b					1137b											1337b		1407b	
Woking	P	arr		0802	0902		1002		1019		1102			1118		1202								1302	1318	1402		
Clapham Junction	10	arr		0830	0930		1027		1040		1127			1139		1227								1329	1327	1339	1427	
London Waterloo	10	arr		0842	0943		1042		1054		1142			1154		1242								1249	1337	1349	1437	

**Notes**

- A** To Chandler's Ford and Romsey.      **F** Runs until 13 February and from 3 April 2011.
- C** To Brighton.      **b** Change at Basingstoke.
- E** Engineering work may affect this service.  
Check before travelling.

For timetable notes and symbols see page 34.

**Sunday**
**Totton, Southampton, Eastleigh and Winchester to Basingstoke, Woking and London Waterloo**

			SW A	XC A	SW A	SW A	SW A	XC A	SW A	SW A	SW A	XC A	SW A	SW A	SW A	XC A	SW A	SW A	SW A	XC A	SW A	SW A	SW A	XC A	SW A	SW A	
Totton	P	dep				1348					1448				1548				1648								1748
Redbridge (Hants)		dep			1339					1439				1539				1639								1739	
Millbrook (Hants)		dep			1343					1443				1543				1643								1743	
Southampton Central	P	arr	1245		1345	1353	1345			1445	1453	1445		1545	1553	1545		1645	1653	1645					1745	1753	
Southampton Central	P	dep	1259	1315	1325	1359	1355	1359	1415	1425	1459	1455	1459	1515	1525	1559	1555	1559	1615	1625	1659	1655	1659	1715	1725	1759	1755
St Denys	\$	dep	1304					1404					1504					1604								1704	
Swaythling	P	dep	1307					1407					1507					1607								1707	
Southampton Airport	P	dep	1310	1322	1333		1403	1410	1422	1433		1503	1510	1522	1533		1603	1610	1622	1633		1703	1710	1722	1733		1803
Eastleigh	P	arr	1313				1407	1413				1507	1513				1607	1613				1707	1713			1807	
Eastleigh	P	dep				1411						1511	1517				1611					1711	1717			1811	
Shawford	P	dep																									
Winchester	P	dep		1331	1342		1423		1431	1442		1523		1531	1542		1623		1631	1642		1723		1731	1742		1823
Micheldever	P	dep					1432					1532					1632					1732				1832	
Basingstoke	P	arr		1346	1358		1442		1446	1458		1542		1546	1558		1642		1646	1658		1742		1746	1758		1842
Reading	P	arr		1404	1430b				1504	1530b			1604	1630b			1704	1730b			1804	1830b			1880b	1900b	
Fleet	P	arr			1432b		1500b			1532b		1600b		1632b		1700b		1732b		1800b		1832b			1882b	1902b	
Farnborough	P	arr			1437b		1507b			1537b		1607b		1637b		1707b		1737b		1807b		1837b			1887b	1907b	
Woking	P	arr			1418		1502			1518		1602		1618		1702		1718		1802		1818			1818	1902	
Clapham Junction	10	arr			1439		1527			1539		1627		1639		1727		1739		1827		1839			1839	1927	
London Waterloo	10	arr			1449		1537			1549		1637		1649		1737		1749		1837		1849			1849	1937	

**Notes**

- A To Chandler's Ford and Romsey.  
 b Change at Basingstoke.

For timetable notes and symbols see page 34.

**Sunday**
**Totton, Southampton, Eastleigh and Winchester to Basingstoke, Woking and London Waterloo**

			SW A	XC A	SW A	SW A	SW A	XC A	SW A	SN C	SW A	SW A	SW A	XC A	SW A	SN C	SW A	SW A	SW A	SW A	SW A	SW A	SW A	SW A	SW A	
Totton	P	dep				1848						1948					2048			2148			2248	2348		
Redbridge (Hants)		dep			1839						1939						2039			2139			2235			
Millbrook (Hants)		dep			1843						1943						2043			2143			2239			
Southampton Central	P	arr	1745		1845	1853	1845				1945	1953	1945				2045	2053	2045	2145	2153	2145	2241	2253	2241	2353
Southampton Central	P	dep	1759	1815	1825	1859	1855	1859	1915	1925	1930	1959	1955	1959	2015	2025	2029	2059	2055	2059	2159	2155	2159	2305	2255	2305
St Denys	\$	dep	1804					1904						2004					2104				2204		2310	
Swaythling	P	dep	1807					1907						2007					2107				2207		2313	
Southampton Airport	P	dep	1810	1822	1833		1903	1910	1922	1933	1938		2003	2010	2022	2033	2038		2103	2110		2203	2210		2303	2316
Eastleigh	P	arr	1813				1907	1913			1941		2007	2013			2041		2107	2113		2207	2213		2309	2319
Eastleigh	P	dep				1911							2011						2111				2211		2311	
Shawford	P	dep				1917													2117							
Winchester	P	dep		1831	1842		1923		1931	1942			2023		2031	2042			2123			2223			2323	
Micheldever	P	dep				1932							2032						2132			2232			2332	
Basingstoke	P	arr		1846	1858		1942		1946	1958			2042		2046	2058			2142			2242			2342	
Reading	P	arr		1904	1931b				2004	2030b				2104	2130b				2233b			2330b			0030b	
Fleet	P	arr			1932b					2032b			2100b		2132b				2200b			2332b				
Farnborough	P	arr			1937b					2037b			2107b		2137b				2207b			2337b				
Woking	P	arr			1918					2002			2102		2118				2202			2302			0002	
Clapham Junction	10	arr			1939					2027			2127		2139				2227			2327			0023	
London Waterloo	10	arr			1949					2037			2137		2149				2237			2337			0033	

**Notes**

- A To Chandler's Ford and Romsey.  
 C To Brighton.  
 b Change at Basingstoke.

For timetable notes and symbols see page 34.

**Monday to Friday**
**London Waterloo, Woking and Basingstoke to Winchester, Eastleigh, Southampton and Totton**

			SW E	SW E	SW E	SW B	SW E	SW E	SW E	SW B	SW E	SW E	SW E	SW E	SW B	SW E	XC E	SW E	SW E	XC E	SW E	SW E	SW B	SW E	XC E	SW E	
<b>London Waterloo</b>	⊖	dep	0005	0105				0530				0612	0630			0642	0710b	0735	0739		0805			0809		0835	
Clapham Junction		dep	0012u	0115			0537u					0619u	0637u			0649u	0717b	0723w	0746u		0812u				0827b	0900	
<b>Woking</b>	←	dep	0036	0142				0601			0619	0650	0657			0719	0736b	0800		0816b					0835	0900	
Farnborough		dep		0158s							0633	0704				0733			0813						0835		
Fleet		dep		0204s							0638	0709		0709		0738			0819						0838b		
Reading		dep	2334b				0539b			0607b			0639b			0707b	0746			0815					0846		
<b>Basingstoke</b>		dep	0057	0216s	0540			0621			0655	0700		0718	0730		0800	0810	0820	0833	0842	0849			0900	0910	
Micheldever		dep		0550								0710		0741		0810									0910		
<b>Winchester</b>		dep	0113	0233s	0559		0618	0638			0711	0719		0734	0750		0819	0825	0837	0850	0857	0905			0919	0925	0933
Shawford		dep					0623				0716			0755		0824			0854								
<b>Eastleigh</b>		arr	0121	0242s	0607		0628	0647			0722	0727		0743	0800		0830		0847	0900					0927		
<b>Eastleigh</b>		dep	0122		0608	0613		0648		0721	0724			0744	0802	0821			0848	0901					0921		
<b>Southampton Airport</b>	←	dep	0127	0246s	0613	0617		0653		0725	0729			0749	0806	0825		0833	0852	0905	0909	0914			0925	0933	0942
Swaythling		dep			0615	0620				0728	0731				0809	0828									0928		
St Denys	§	dep		0251s	0618	0624				0731	0734				0812	0831									0931		
<b>Southampton Central</b>	←	arr	0136	0256	0623	0629		0700		0736	0739			0757	0817	0836		0844	0859	0915	0917	0922	0915	0936		0941	0949
<b>Southampton Central</b>	←	dep	0137		0625	0630		0701	0719	0738				0800	0819	0838			0901	0930			0930	0938			
Millbrook (Hants)		arr				0633			0721	0740					0821	0840									0940		
Redbridge (Hants)		arr				0636			0725	0744					0825	0844									0944		
Totton		arr	0142		0630			0706	0727					0805	0827				0906				0935				

**Notes**
**MX**

Does NOT run Monday morning.

**b**

Change at Basingstoke.

**w**

Change at Woking.

**B**

To Salisbury.

**s**

Stops to let passengers leave the train only.

**E**

 Engineering work may affect this service.  
Check before travelling.

**u**

Stops to let passengers join the train only.

For timetable notes and symbols see page 34.

**Monday to Friday**
**London Waterloo, Woking and Basingstoke to Winchester, Eastleigh, Southampton and Totton**





















			SW 11	SW 11	SW 11	SW 1 B	SW 1	XC 1	SW 11	SW 11	XC 11	SW 11	SW 11	SW 1 B	SW 1	XC 11	SW 11	SW 11	SW 11	SW 1 B	SW 1	XC 11	SW 11	SW 1 B	XC 11	SW 11		
<b>London Waterloo</b>	⊖ 10	dep	0839	0905			0909		0935	0939		1005		1009			1035	1039	1105		1109		1135	1139		1205		
Clapham Junction	10	dep	0846u	0912u				0927b		0946u		1012u			1027b		1100	1046u	1112u			1127b	1146u		1212u			
<b>Woking</b>	P ←	dep		0916b			0935		1000			1035					1100		1116b		1135		1200		1213			
Farnborough	P	dep	0913				0945			1013			1045					1113			1145			1213				
Fleet	P	dep	0919					0938b		1019					1038b				1119			1138b		1219				
Reading	P 7	dep		0908b				0946			1015				1046					1107b		1146		1215				
<b>Basingstoke</b>	P	dep	0933	0949			1000	1010		1033	1040	1049			1100	1110		1133	1149			1200	1210		1233	1240	1249	
Micheldever	P	dep					1010								1110							1210						
<b>Winchester</b>	P	dep	0949	1005			1019	1025	1033	1049	1055	1105			1119	1125	1133	1149	1205			1219	1225	1233	1249	1255	1305	
Shawford	P	dep	0954							1054								1154						1254				
<b>Eastleigh</b>	P 8	arr	1002				1027			1059					1127			1159				1227			1259			
<b>Eastleigh</b>	P 8	dep	1003				1021			1100				1121				1200			1221			1300				
<b>Southampton Airport</b>	P ←	dep	1008	1014			1025		1033	1042	1105	1109	1114			1133	1142	1205	1214		1225		1233	1242	1305	1309	1314	
Swaythling	P	dep					1028														1228							
St Denys	\$	dep					1031														1231							
<b>Southampton Central</b>	P 1	arr	1018	1022	1018	1036			1043	1049	1112	1116	1122	1112	1136		1143	1149	1215	1222	1215	1236		1241	1249	1315	1317	1322
<b>Southampton Central</b>	P 1	dep	1030		1030	1044				1130				1130	1138			1230		1230	1238				1330			
Millbrook (Hants)		arr				1048									1140						1240							
Redbridge (Hants)		arr				1051									1144						1244							
Totton	P	arr			1035								1135							1235								

**Notes**

- B** To Salisbury.
- b** Change at Basingstoke.
- u** Stops to let passengers join the train only.

For timetable notes and symbols see page 34.

**Monday to Friday**
**London Waterloo, Woking and Basingstoke to Winchester, Eastleigh, Southampton and Totton**

		SW 1	SW B B	SW 1	XC 11	SW 11	SW 11	SW 11	SW 11	SW B B	SW 1	XC 11	SW 11	SW 1	XC 11	SW 11	SW 1	SW B B	SW 1	XC 11	SW 11	SW 1	SW 11	SW 1	SW B B	SW 1
<b>London Waterloo</b> 	dep			1209		1235	1239	1305			1309		1335	1339		1405			1409		1435	1439	1505			1509
Clapham Junction 	dep				1227b		1246u	1312u				1327b		1346u		1412u				1427b		1446u	1512u			
<b>Woking</b> 	dep			1235		1300					1335		1400			1416b			1435		1500					1535
Farnborough 	dep			1245				1313			1345					1413			1445				1513			1545
Fleet 	dep				1238b			1319				1338b				1419					1438b		1519			
Reading 	dep				1246				1307b			1346			1415						1446			1507b		
<b>Basingstoke</b> 	dep			1300	1310		1333	1349			1400	1410		1433	1440	1449			1500	1510		1533	1549			1600
Micheldever 	dep			1310							1410								1510							1610
<b>Winchester</b> 	dep			1319	1325	1333	1349	1405			1419	1425	1433	1449	1455	1505			1519	1525	1533	1549	1605			1619
Shawford 	dep							1354								1454							1554			
<b>Eastleigh</b> 	arr			1327				1359			1427				1459				1527				1559			1627
<b>Eastleigh</b> 	dep		1321				1400			1421				1500					1521			1600				1621
<b>Southampton Airport</b> 	dep		1325		1333	1342	1405	1414		1425		1435	1442	1505	1510	1514			1525		1533	1542	1605	1614		1625
Swaythling 	dep		1328							1428									1528							1628
St Denys 	dep		1331							1431									1531							1631
<b>Southampton Central</b> 	arr	1315	1336		1341	1349	1412	1422	1412	1436		1442	1449	1512	1517	1522	1512	1536		1541	1549	1615	1622	1615	1636	
<b>Southampton Central</b> 	dep	1330	1338				1430		1430	1438				1530			1530	1538				1630		1630	1638	
Millbrook (Hants) 	arr		1340							1440								1540								1640
Redbridge (Hants) 	arr		1344							1444								1544								1644
Totton 	arr	1335							1435								1535							1635		

**Notes**

- B** To Salisbury.
- b** Change at Basingstoke.
- u** Stops to let passengers join the train only.

*For timetable notes and symbols see page 34.*

**Monday to Friday**
**London Waterloo, Woking and Basingstoke to Winchester, Eastleigh, Southampton and Totton**

			XC D	SW D	SW D	SW D	XC D	SW D	SW D	SN D	SW B	SW D	XC D	SW D	SW D	SW D	SW D	SW D	SW D	XC D	SW D	SW D	SW D	SW D	SW D	SW D	SW D		
<b>London Waterloo</b>	⊖	dep		1535			1539		1605			1609		1635		1639	1705		1709	★		1735	1739	★	1748	★	1805		
Clapham Junction		dep	1527b			1546u		1612u				1627b		1646u		1700u			1702w										
<b>Woking</b>	⊖	dep		1600				1613				1635		1645					1734	1746b			1804	1813					
Farnborough		dep				1619						1645							1733b	1746b			1751b	1813					
Fleet		dep	1538b			1619						1638b							1738b	1746b			1756b						
Reading		dep	1546				1615					1646							1707b	1746									
<b>Basingstoke</b>		dep	1610			1624	1633	1640	1649			1700	1710		1724	1733			1754	1810			1824	1833					
Micheldever		dep										1710			1734				1804				1834						
<b>Winchester</b>		dep	1625	1633	1638	1645	1650	1700	1705			1719	1725	1733	1744	1749	1800		1814	1825	1830	1844	1850	1900	1905				
Shawford		dep			1643	1654									1749	1754			1818			1849	1858	1909	1909				
<b>Eastleigh</b>		arr			1648	1653	1700					1727			1754	1759			1824			1854	1858	1915	1915				
<b>Eastleigh</b>		dep					1701			1714	1721				1755			1821					1859	1916	1921				
<b>Southampton Airport</b>		dep	1633	1642	1654		1705		1714	1718	1725		1733	1742	1800		1809	1826		1834	1839		1903	1909	1920	1925			
Swaythling		dep			1656						1728				1802			1828					1906	1923	1928				
St Denys		dep			1659						1731				1805			1831					1909	1926	1931				
<b>Southampton Central</b>		arr	1641	1649	1704		1713	1717	1722	1713	1728	1736		1741	1749	1810		1836		1844	1846		1918	1918	1933	1936			
<b>Southampton Central</b>		dep		1656	1706		1730				1730				1756			1824	1838			1854			1919		1938		
Millbrook (Hants)		arr									1740							1840									1940		
Redbridge (Hants)		arr									1744							1844									1944		
Totton		arr		1701	1711					1735				1801			1829					1859			1924				





















**Notes**

- B** To Salisbury.
- D** Train divides during journey. Please make sure you are in the correct portion.
- b** Change at Basingstoke.
- u** Stops to let passengers join the train only.
- w** Change at Woking.

- ★ Passengers travelling with cycles may not join or leave services at stations with train times shown in red.

For timetable notes and symbols see page 34.

**Monday to Friday**
**London Waterloo, Woking and Basingstoke to Winchester, Eastleigh, Southampton and Totton**

			XC D	SW ★	XC ★	SW D	XC D	SW ★	SW ★	SW D	SW D	SW D	XC D	SW D	SW D	SW D	SW D	SW D	XC D	SW D	SW D	SW D	SW D	XC D	SW D	SW D			
<b>London Waterloo</b> 	dep			<b>1809</b>	<b>★</b>			<b>★</b>	<b>★</b>				<b>★</b>																
Clapham Junction 	dep			<i>1729w</i>	<i>1827b</i>				<b>1839</b>	<b>1905</b>				<b>1935</b>	<b>1939</b>	<b>2005</b>							<i>2027b</i>		<b>2035</b>	<b>2039</b>	<b>2105</b>		
<b>Woking</b> 	dep			<b>1835</b>	<b>1846b</b>				<b>1906</b>	<b>1918b</b>				<b>1935</b>	<b>1945</b>	<b>2013</b>									<b>2035</b>	<b>2045</b>	<b>2113</b>		
Farnborough 	dep			<i>1819b</i>	<i>1838b</i>			<i>1848b</i>		<i>1910b</i>				<b>1945</b>	<b>2013</b>	<b>2019</b>											<i>2133b</i>		
Fleet 	dep			<b>1824b</b>	<b>1844b</b>			<i>1854b</i>		<i>1915b</i>				<b>1926b</b>	<b>1937b</b>									<i>2038b</i>		<b>2119</b>	<i>2138b</i>		
Reading 	dep		<b>1815</b>		<b>1846</b>		—			<i>1907b</i>			<b>1946</b>			<i>2007b</i>							<b>2046</b>			<i>2107b</i>	<b>2146</b>		
<b>Basingstoke</b> 	dep		<b>1848</b>	<b>1855</b>	<b>1910</b>		<b>1848</b>	<b>1924</b>	<b>1930</b>	<b>1949</b>			<b>2000</b>	<b>2010</b>		<b>2033</b>	<b>2049</b>						<b>2100</b>	<b>2110</b>		<b>2133</b>	<b>2152</b>	<b>2210</b>	<b>2221</b>
Micheldever 	dep		—	<b>1905</b>					<b>1940</b>	<b>1940</b>			<b>2010</b>	<b>2010</b>		<b>2033</b>	<b>2049</b>	<b>2105</b>					<b>2110</b>	<b>2110</b>		<b>2143</b>	<b>2231</b>		
<b>Winchester</b> 	dep			<b>1914</b>	<b>1925</b>	<b>1930</b>		<b>1940</b>	<b>1949</b>	<b>2005</b>			<b>2019</b>	<b>2025</b>	<b>2033</b>	<b>2049</b>	<b>2105</b>						<b>2119</b>	<b>2125</b>	<b>2133</b>	<b>2152</b>	<b>2209</b>	<b>2225</b>	<b>2233</b>
Shawford 	dep			<b>1919</b>				<b>1945</b>	<b>1954</b>				<b>2024</b>	<b>2024</b>	<b>2054</b>								<b>2124</b>	<b>2124</b>	<b>2157</b>	<b>2217</b>	<b>2245</b>		
<b>Eastleigh</b> 	arr			<b>1925</b>				<b>1950</b>	<b>1959</b>				<b>2029</b>	<b>2029</b>	<b>2059</b>								<b>2130</b>	<b>2130</b>	<b>2202</b>	<b>2217</b>	<b>2250</b>		
<b>Eastleigh</b> 	dep								<b>2000</b>	<b>2014</b>			<b>2021</b>	<b>2021</b>	<b>2100</b>	<b>2115</b>							<b>2121</b>	<b>2121</b>	<b>2203</b>	<b>2218</b>	<b>2222</b>	<b>2234</b>	<b>2242</b>
<b>Southampton Airport</b> 	dep			<b>1934</b>	<b>1939</b>				<b>2005</b>	<b>2014</b>			<b>2025</b>	<b>2034</b>	<b>2042</b>	<b>2105</b>	<b>2115</b>						<b>2125</b>	<b>2134</b>	<b>2142</b>	<b>2208</b>	<b>2222</b>	<b>2226</b>	<b>2234</b>
Swaythling 	dep												<b>2028</b>	<b>2028</b>									<b>2128</b>	<b>2128</b>	<b>2228</b>	<b>2228</b>	<b>2228</b>	<b>2231</b>	<b>2242</b>
St Denys 	dep												<b>2031</b>	<b>2031</b>									<b>2131</b>	<b>2131</b>	<b>2231</b>	<b>2231</b>	<b>2231</b>	<b>2249</b>	<b>2249</b>
<b>Southampton Central</b> 	arr			<b>1941</b>	<b>1946</b>	<b>1953</b>			<b>2016</b>	<b>2022</b>	<b>2016</b>	<b>2036</b>	<b>2041</b>	<b>2049</b>	<b>2112</b>	<b>2124</b>	<b>2136</b>						<b>2141</b>	<b>2149</b>	<b>2218</b>	<b>2229</b>	<b>2236</b>	<b>2242</b>	<b>2249</b>
<b>Southampton Central</b> 	dep					<b>1954</b>			<b>2030</b>		<b>2030</b>	<b>2038</b>			<b>2051</b>		<b>2125</b>	<b>2138</b>								<b>2231</b>	<b>2238</b>	<b>2244</b>	<b>2244</b>
Millbrook (Hants) 	arr								—			<b>2040</b>						<b>2140</b>	<b>2140</b>							<b>2240</b>	<b>2240</b>	<b>2244</b>	<b>2244</b>
Redbridge (Hants) 	arr											<b>2044</b>						<b>2144</b>	<b>2144</b>							<b>2244</b>	<b>2244</b>	<b>2244</b>	<b>2244</b>
Totton 	arr										<b>2035</b>				<b>2056</b>		<b>2130</b>	<b>2130</b>								<b>2236</b>	<b>2236</b>	<b>2236</b>	<b>2236</b>

**Notes**
**B** To Salisbury.

**b** Change at Basingstoke.

**★** Passengers travelling with cycles may not join or leave services at stations with train times shown in red.

**D** Train divides during journey.  
Please make sure you are in the correct portion.

**u** Stops to let passengers join the train only.





















**F** To Romsey.

**w** Change at Woking.

*For timetable notes and symbols see page 34.*



**Monday to Friday**
**London Waterloo, Woking and Basingstoke to Winchester, Eastleigh, Southampton and Totton**

			SW 1	SW 1	SW 1 1	SW 1 B	SW 1	XC 1 1	SW 1 1	SW 1	SW 1 E	SW 1 E	SW 1 E	SW 1 E	SW 1 E	SW 1 E	SW 1 E																				
<b>London Waterloo</b> 	dep	2139	2142	2205					2235	2239	2305	2335	0005	SO 0105	SW 0105																						
Clapham Junction 	dep	2146u		2212u					2227w	2246u	2312u	2342u	0012u	0115	0115																						
<b>Woking</b> 	dep		2219	2232										0142	0142																						
Farnborough 	dep	2213	2233							2313			0015	0151s	0158s																						
Fleet 	dep	2219	2238				2238			2319			0021	0157s	0204s																						
Reading 	dep			2210b				2248		2255b		2334b																									
<b>Basingstoke</b> 	dep	2233		2252			2300	2314		2334	2353	0036	0057	0209s	0216s																						
Micheldever 	dep	2243s					2310				0003																										
<b>Winchester</b> 	dep	2252		2309			2319	2329	2333	2351	0014	0052	0113	0226s	0233s																						
Shawford 	dep	2257					2324			2355																											
<b>Eastleigh</b> 	arr	2302		2317			2329			0001	0022	0100	0121	0235s	0242s																						
<b>Eastleigh</b> 	dep	2303		2318	2322					0002	0023	0101	0122																								
<b>Southampton Airport</b> 	dep	2308		2322	2326			2338	2342	0006	0027	0106	0127	0239s	0246s																						
Swaythling 	dep				2328																																
St Denys 	dep				2331						0031s			0244s	0251s																						
<b>Southampton Central</b> 	arr	2317		2329	2336			2344	2349	0013	0036	0113	0136	0249	0256																						
<b>Southampton Central</b> 	dep			2331	2338						0038		0137																								
Millbrook (Hants) 	arr				2340																																
Redbridge (Hants) 	arr				2344																																
Totton 	arr			2336							0043		0142																								

**Notes**
**B** To Salisbury.

**E** Engineering work may affect this service. Check before travelling.

**SO** Saturday morning only.

**SX** Tuesday to Friday morning only.

**b** Change at Basingstoke.

**s** Stops to let passengers leave the train only.

**u** Stops to let passengers join the train only.

*For timetable notes and symbols see page 34.*

**Saturday**
**London Waterloo, Woking and Basingstoke to Winchester, Eastleigh, Southampton and Totton**

			SW E	SW E	SW B	SW B	SW B	SN B	SW B	SW B	SW B	SW B	SN B	SW B	SW B	XC B	SW B	SW B	XC B	SW B	SW B	SW B	SW B	XC B	SW B	SW B	
<b>London Waterloo</b>	⊖	dep	0005	0105		0530				0630		0642	0710b	0735	0739		0805			0809		0835	0839				
Clapham Junction		dep	0012u	0115		0537u				0637u		0649u	0717b	0723w	0746u		0812u			0835		0846u		0827b			
<b>Woking</b>	←	dep	0036	0142		0601				0619	0657	0719	0736b	0800				0816b			0835	0900					
Farnborough		dep		0151s						0633		0733								0813							0913
Fleet		dep		0157s						0638		0738								0819				0838b			0919
Reading		dep								0607b	0639b	0707b	0746						0823					0846			
<b>Basingstoke</b>		dep	0057	0209s		0621				0700	0718	0800	0810	0821	0833	0841	0849					0900	0910				0933
Micheldever		dep				0631				0710		0810										0910					
<b>Winchester</b>		dep	0113	0226s		0641				0719	0734	0819	0825	0838	0849	0856	0905					0919	0925	0933			0949
Shawford		dep								0724		0824															0954
<b>Eastleigh</b>		arr	0121	0235s		0650				0729	0742	0830			0846	0859						0927					0959
<b>Eastleigh</b>		dep	0122		0613	0651		0714	0721	0743		0814	0821			0847	0900					0921					1000
<b>Southampton Airport</b>	←	dep	0127	0239s	0617	0656		0718	0725	0748		0818	0825		0833	0851	0905	0909	0914			0925		0933	0942	1005	
Swaythling		dep			0620				0728				0828										0928				
St Denys	§	dep		0244s	0623				0731				0831										0931				
<b>Southampton Central</b>	←	arr	0136	0249	0628	0703		0728	0736	0756		0828	0836		0841	0858	0912	0917	0922	0912	0936			0940	0949	1012	
<b>Southampton Central</b>	←	dep	0137		0621	0630	0705	0721	0738	0800	0819		0838			0900	0930				0930	0938					1030
Millbrook (Hants)		arr			0632				0740				0840										0940				
Redbridge (Hants)		arr			0636				0744				0844										0944				
Totton		arr	0142		0626	0710	0726			0805	0824					0905					0935						

**Notes**

- B** To Salisbury.
- E** Engineering work may affect this service. Check before travelling.
- b** Change at Basingstoke.
- u** Stops to let passengers join the train only.
- s** Stops to let passengers leave the train only.
- w** Change at Woking.

For timetable notes and symbols see page 34.

## Saturday

## London Waterloo, Woking and Basingstoke to Winchester, Eastleigh, Southampton and Totton

			SW 11	SW 1	SN 1	SW 1 B	SW 1	XC 1	SW 11	SW 11	XC 11	SW 11	SW 11	SW 1 B	SW 11	XC 11	SW 11	SW 11	SW 11	SW 11	SN 1	SW 1 B	SW 11	XC 11	SW 11	SW 11	XC 11	
<b>London Waterloo</b>	⊖ 10	dep	0905				0909		0935	0939		1005		1009		1035	1039	1105				1109		1135	1139			
Clapham Junction	10	dep	0912u					0927b		0946u		1012u			1027b		1046u	1112u					1127b		1146u			
<b>Woking</b>	P ←	dep	0916b				0935		1000			1035		1100		1113	1145						1135		1200	1213	1216b	
Farnborough	P	dep					0945			1013		1045				1113	1145						1135		1200	1213	1216b	
Fleet	P	dep						0938b		1019					1038b		1119						1138b		1219	1219		
Reading	P 7	dep	0907b					0946			1015				1046			1107b					1146				1215	
<b>Basingstoke</b>	P	dep	0949				1000	1010		1033	1040	1049			1100	1110		1133	1149				1200	1210		1233	1241	
Micheldever	P	dep					1010								1110								1210					
<b>Winchester</b>	P	dep	1005				1019	1025	1033	1049	1055	1105			1119	1125	1133	1149	1205				1219	1225	1233	1249	1256	
Shawford	P	dep								1054							1154									1254		
<b>Eastleigh</b>	P 8	arr					1027			1059					1127		1159						1227			1259		
<b>Eastleigh</b>	P 8	dep			1014	1021				1100				1121			1200				1214	1221				1300		
<b>Southampton Airport</b>	P ←	dep	1014		1018	1025		1033	1042	1105	1109	1114			1125		1133	1142	1205	1214		1219	1225		1233	1242	1305	1309
Swaythling	P	dep				1028									1128											1228		
St Denys	\$	dep				1031									1131											1231		
<b>Southampton Central</b>	P ⇌	arr	1022	1012	1028	1036		1043	1049	1112	1117	1122	1112	1136		1141	1149	1212	1222	1212	1228	1236		1241	1249	1312	1317	
<b>Southampton Central</b>	P ⇌	dep		1030		1038				1130			1130	1138			1230		1230			1238				1330		
Millbrook (Hants)		arr				1040								1140								1240						
Redbridge (Hants)		arr				1044								1144								1244						
Totton	P	arr		1035									1135							1235								

## Notes

- B** To Salisbury.  
**b** Change at Basingstoke.  
**u** Stops to let passengers join the train only.

For timetable notes and symbols see page 34.

## Saturday

## London Waterloo, Woking and Basingstoke to Winchester, Eastleigh, Southampton and Totton

			SW 12	SW 12	SW B	SW 12	XC 12	SW 12	SW 12	SW 12	SW 12	SW B	SW 12	XC 12	SW 12	SW 12	XC 12	SW 12	SW 12	SW B	SW 12	XC 12	SW 12	SW 12	SW 12	SW 12	SN 1
<b>London Waterloo</b>	⊖	dep	1205		B	1209		1235	1239	1305		B	1309		1335	1339		1405		B	1409		1435	1439	1505		
Clapham Junction		dep	1212 <sub>u</sub>				1227 <sub>b</sub>		1246 <sub>u</sub>	1312 <sub>u</sub>			1335	1327 <sub>b</sub>	1400	1346 <sub>u</sub>		1412 <sub>u</sub>				1427 <sub>b</sub>	1435	1446 <sub>u</sub>	1512 <sub>u</sub>		
<b>Woking</b>	←	dep				1235		1300		1316 <sub>b</sub>			1335		1400		1416 <sub>b</sub>				1435		1500	1513	1516 <sub>b</sub>		
Farnborough		dep				1245			1313				1345			1413					1445			1513			
Fleet		dep					1238 <sub>b</sub>		1319					1338 <sub>b</sub>		1419						1438 <sub>b</sub>		1519			
Reading		dep					1246			1307 <sub>b</sub>				1346		1415						1446			1507 <sub>b</sub>		
<b>Basingstoke</b>		dep	1249			1300	1310		1333	1349			1400	1410		1433	1441	1449			1500	1510		1533	1549		
Micheldever		dep				1310							1410								1510						
<b>Winchester</b>		dep	1305			1319	1325	1333	1349	1405			1419	1425	1433	1449	1456	1505			1519	1525	1533	1549	1605		
Shawford		dep							1354							1454								1554			
<b>Eastleigh</b>		arr				1327			1359				1427			1459					1527			1559			
<b>Eastleigh</b>		dep			1321				1400			1421				1500					1521			1600		1614	
<b>Southampton Airport</b>	←	dep	1314		1325		1333	1342	1405	1414			1425	1434	1442	1505	1509	1514			1525		1533	1542	1605	1614	1618
Swaythling		dep			1328								1428								1528						
St Denys	§	dep			1331								1431								1531						
<b>Southampton Central</b>	←	arr	1322	1312	1336		1341	1349	1412	1422	1412	1436		1441	1449	1512	1517	1522	1512	1536		1541	1549	1612	1622	1612	1628
<b>Southampton Central</b>	←	dep		1330	1338				1430		1430	1438				1530				1530	1538			1630		1630	
Millbrook (Hants)		arr			1340							1440									1540						
Redbridge (Hants)		arr			1344							1444									1544						
Totton		arr		1335							1435								1535							1635	

## Notes

- B** To Salisbury.  
**b** Change at Basingstoke.  
**u** Stops to let passengers join the train only.

For timetable notes and symbols see page 34.

## Saturday

## London Waterloo, Woking and Basingstoke to Winchester, Eastleigh, Southampton and Totton

			SW B	SW B	XC B	SW B	SW B	XC B	SW B	SW B	SW B	XC B	SW B	SW B	SW B	SW B	SW B	SW B	SN B	SW B	SW B	XC B	SW B	SW B	XC B	SW B	SW B
<b>London Waterloo</b>	⊖	dep		<b>1509</b>		<b>1535</b>	<b>1539</b>		<b>1605</b>		<b>1609</b>		<b>1635</b>		<b>1639</b>	<b>1705</b>				<b>1709</b>		<b>1735</b>	<b>1739</b>		<b>1805</b>		
Clapham Junction		dep			<i>1527b</i>	<b>1546u</b>		<b>1612u</b>				<i>1627b</i>		<b>1646u</b>	<b>1712u</b>						<i>1727b</i>	<b>1746u</b>		<b>1812u</b>			
<b>Woking</b>	⊖	dep		<b>1535</b>		<b>1600</b>		<i>1616b</i>				<b>1635</b>	<b>1700</b>		<b>1713</b>					<b>1735</b>		<b>1800</b>		<b>1813</b>	<i>1816b</i>		
Farnborough		dep		<b>1545</b>			<b>1613</b>					<b>1645</b>			<b>1713</b>					<b>1745</b>			<b>1813</b>				
Fleet		dep			<i>1538b</i>		<b>1619</b>					<i>1638b</i>			<b>1719</b>						<i>1738b</i>		<b>1819</b>				
Reading		dep			<b>1546</b>			<b>1615</b>				<b>1646</b>				<i>1707b</i>					<b>1746</b>			<b>1815</b>			
<b>Basingstoke</b>		dep		<b>1600</b>	<b>1610</b>		<b>1633</b>	<b>1641</b>	<b>1649</b>			<b>1700</b>	<b>1710</b>		<b>1724</b>	<b>1733</b>	<b>1749</b>				<b>1800</b>	<b>1810</b>		<b>1833</b>	<b>1841</b>	<b>1849</b>	
Micheldever		dep		<b>1610</b>								<b>1710</b>		<b>1734</b>							<b>1810</b>						
<b>Winchester</b>		dep		<b>1619</b>	<b>1625</b>	<b>1633</b>	<b>1649</b>	<b>1656</b>	<b>1705</b>			<b>1719</b>	<b>1725</b>	<b>1733</b>	<b>1743</b>	<b>1749</b>	<b>1805</b>				<b>1819</b>	<b>1825</b>	<b>1833</b>	<b>1849</b>	<b>1856</b>	<b>1905</b>	
Shawford		dep					<b>1654</b>							<b>1748</b>	<b>1754</b>								<b>1854</b>				
<b>Eastleigh</b>		arr		<b>1627</b>			<b>1659</b>					<b>1727</b>		<b>1753</b>	<b>1759</b>						<b>1827</b>		<b>1859</b>				
<b>Eastleigh</b>		dep	<b>1621</b>				<b>1700</b>				<b>1721</b>			<b>1754</b>	<b>1800</b>			<b>1814</b>	<b>1821</b>				<b>1900</b>				
<b>Southampton Airport</b>		dep	<b>1625</b>		<b>1633</b>	<b>1642</b>	<b>1705</b>	<b>1709</b>	<b>1714</b>		<b>1725</b>		<b>1733</b>	<b>1742</b>	<b>1759</b>	<b>1805</b>	<b>1814</b>		<b>1818</b>	<b>1825</b>		<b>1833</b>	<b>1842</b>	<b>1905</b>	<b>1909</b>	<b>1914</b>	
Swaythling		dep	<b>1628</b>								<b>1728</b>			<b>1801</b>						<b>1828</b>							
St Denys		dep	<b>1631</b>								<b>1731</b>			<b>1804</b>						<b>1831</b>							
<b>Southampton Central</b>		arr	<b>1636</b>		<b>1641</b>	<b>1649</b>	<b>1712</b>	<b>1717</b>	<b>1722</b>	<b>1712</b>	<b>1736</b>		<b>1741</b>	<b>1749</b>	<b>1810</b>	<b>1814</b>	<b>1822</b>	<b>1814</b>	<b>1828</b>	<b>1836</b>		<b>1840</b>	<b>1849</b>	<b>1912</b>	<b>1917</b>	<b>1922</b>	<b>1912</b>
<b>Southampton Central</b>		dep	<b>1638</b>				<b>1730</b>			<b>1730</b>	<b>1738</b>				<b>1830</b>			<b>1830</b>		<b>1838</b>				<b>1930</b>		<b>1930</b>	
Millbrook (Hants)		arr	<b>1640</b>								<b>1740</b>									<b>1840</b>							
Redbridge (Hants)		arr	<b>1644</b>								<b>1744</b>									<b>1844</b>							
Totton		arr							<b>1735</b>								<b>1835</b>			<b>1844</b>						<b>1935</b>	

## Notes

- B** To Salisbury.  
**b** Change at Basingstoke.  
**u** Stops to let passengers join the train only.

For timetable notes and symbols see page 34.

**Saturday**
**London Waterloo, Woking and Basingstoke to Winchester, Eastleigh, Southampton and Totton**

			SW B	SW B	XC B	SW B	SW B	SW B	SW B	SN B	SW B	SW B	XC B	SW B	SW B	SW B	SW B	XC B	SW B	SW B	SW B	SW B	SW B	XC B	SW B		
<b>London Waterloo</b>	⊖	dep		<b>1809</b>		<b>1835</b>	<b>1839</b>	<b>1905</b>				<b>1909</b>		<b>1935</b>	<b>1939</b>	<b>2005</b>		<b>2009</b>		<b>2035</b>	<b>2039</b>	<b>2042</b>	<b>2105</b>		<b>2135</b>		
Clapham Junction		dep			<i>1827b</i>		<b>1846u</b>	<b>1912u</b>					<i>1927b</i>	<b>1946u</b>	<b>2012u</b>				<i>2027b</i>	<b>2100</b>	<b>2046u</b>	<b>2119</b>	<b>2112u</b>		<b>2127w</b>		
<b>Woking</b>	⊖	dep		<b>1835</b>		<b>1900</b>								<b>1935</b>	<b>2000</b>	<i>2016b</i>		<b>2035</b>		<b>2100</b>	<b>2119</b>	<b>2132</b>			<b>2200</b>		
Farnborough	⊖	dep		<b>1845</b>			<b>1913</b>							<b>1945</b>		<b>2013</b>		<b>2045</b>			<b>2113</b>	<b>2133</b>					
Fleet	⊖	dep			<i>1838b</i>		<b>1919</b>						<i>1938b</i>		<b>2019</b>				<i>2038b</i>	<b>2119</b>	<b>2138</b>			<b>2138</b>			
Reading	⊖	dep			<b>1846</b>			<i>1907b</i>					<b>1946</b>		<i>2007b</i>				<b>2046</b>			<b>2138</b>	<i>2107b</i>		<b>2146</b>		
<b>Basingstoke</b>	⊖	dep		<b>1900</b>	<b>1910</b>		<b>1933</b>	<b>1949</b>				<b>2000</b>	<b>2010</b>		<b>2033</b>	<b>2049</b>		<b>2100</b>	<b>2110</b>		<b>2133</b>		<b>2152</b>		<b>2200</b>	<b>2210</b>	
Micheldever	⊖	dep		<b>1910</b>								<b>2010</b>		<b>2019</b>	<b>2025</b>	<b>2033</b>	<b>2049</b>	<b>2105</b>		<b>2110</b>	<b>2143</b>			<b>2210</b>			
<b>Winchester</b>	⊖	dep		<b>1919</b>	<b>1925</b>	<b>1933</b>	<b>1949</b>	<b>2005</b>				<b>2019</b>	<b>2025</b>	<b>2033</b>	<b>2049</b>	<b>2105</b>		<b>2119</b>	<b>2125</b>	<b>2133</b>		<b>2152</b>	<b>2209</b>		<b>2219</b>	<b>2225</b>	<b>2233</b>
Shawford	⊖	dep					<b>1954</b>							<b>2054</b>							<b>2157</b>						
<b>Eastleigh</b>	⊖	arr		<b>1927</b>			<b>1959</b>					<b>2027</b>		<b>2059</b>				<b>2127</b>			<b>2202</b>	<b>2217</b>		<b>2227</b>			
<b>Eastleigh</b>	⊖	dep	<b>1921</b>				<b>2000</b>			<b>2014</b>	<b>2021</b>			<b>2100</b>		<b>2121</b>					<b>2203</b>		<b>2218</b>	<b>2222</b>			
<b>Southampton Airport</b>	⊖	dep	<b>1925</b>		<b>1933</b>	<b>1942</b>	<b>2005</b>	<b>2014</b>		<b>2018</b>	<b>2025</b>		<b>2033</b>	<b>2042</b>	<b>2105</b>	<b>2114</b>	<b>2125</b>		<b>2134</b>	<b>2142</b>	<b>2208</b>		<b>2222</b>	<b>2226</b>		<b>2233</b>	<b>2242</b>
Swaythling	⊖	dep	<b>1928</b>								<b>2028</b>					<b>2128</b>								<b>2229</b>			
St Denys	⊖	dep	<b>1931</b>								<b>2031</b>					<b>2131</b>								<b>2232</b>			
<b>Southampton Central</b>	⊖	arr	<b>1936</b>		<b>1941</b>	<b>1949</b>	<b>2014</b>	<b>2022</b>	<b>2014</b>	<b>2028</b>	<b>2036</b>		<b>2041</b>	<b>2049</b>	<b>2112</b>	<b>2122</b>	<b>2136</b>		<b>2141</b>	<b>2149</b>	<b>2217</b>		<b>2229</b>	<b>2236</b>		<b>2241</b>	<b>2249</b>
<b>Southampton Central</b>	⊖	dep	<b>1938</b>				<b>2030</b>				<b>2030</b>					<b>2124</b>	<b>2138</b>						<b>2231</b>	<b>2238</b>			
Millbrook (Hants)	⊖	arr	<b>1940</b>								<b>2040</b>					<b>2140</b>								<b>2241</b>			
Redbridge (Hants)	⊖	arr	<b>1944</b>								<b>2044</b>					<b>2144</b>								<b>2245</b>			
Totton	⊖	arr							<b>2035</b>						<b>2129</b>								<b>2236</b>				

**Notes**

**B** To Salisbury.  
**F** To Romsey.

**b** Change at Basingstoke.  
**u** Stops to let passengers join the train only.  
**w** Change at Woking.

*For timetable notes and symbols see page 34.*

## Saturday

## London Waterloo to Southampton

## Sunday

			SW 1	SW 1	SW 1 1	SW 1 B	SW 1	XC 1 1	SW 1 1	SW 1	SW 1 E	SW 1 E		SW 1 E	SW 1 E	SW 1 D	SW 1	SW 1 B	SW 1 D	XC 1 1	SW 1	SW 1 B	SW 1 D	XC 1 1		
London Waterloo	⊖ 10	dep	2139	2142	2205				2235	2239	2305	2335		0005	0105		0754	0835		0854		0935		0954	1015b	
Clapham Junction	10	dep	2146u		2212u			2227b		2246u	2312u	2342u		0012u	0115		0803u	0845u		0903u		0945u		1003u	1022b	
Woking	P ←	dep		2219	2232				2300		2332	0005		0036	0142		0828	0909		0928		1009		1028	1046b	
Farnborough	P	dep	2213	2233						2313		0015			0158s		0759b	0859b				0959b				
Fleet	P	dep	2219	2238			2238			2319		0021			0204s		0804b	0904b				1004b				
Reading	P 7	dep			2207b			2248		2307b							0737b	0837b		0951				1051		
Basingstoke	P	dep	2233		2252		2300	2313		2336	2352	0036		0057	0216s	0748	0848	0929		0948	1010	1029		1048	1110	
Micheldever	P	dep	2243s				2310				0002			0113	0233s	0758	0858		0958				1058		1108	
Winchester	P	dep	2253		2309		2319	2328	2333	2352	0012	0052				0808	0908	0946		1008	1025	1046		1108	1125	
Shawford	P	dep	2257							2357						0812				1012						
Eastleigh	P 8	arr	2303		2317		2327			0002	0020	0100		0121	0242s	0818		0918		1018				1118		
Eastleigh	P 8	dep	2304		2318	2323				0003	0021	0101		0122		0822	0854	0922		0954	1022		1054	1122		
Southampton Airport	P ←	dep	2308		2322	2327		2336	2342	0008	0025	0106		0127	0246s	0827	0858	0927	0955	0958	1027	1034	1055	1058	1127	1134
Swaythling	P	dep			2330											0901				1001				1101		
St Denys	\$	dep			2333						0029s				0251s	0904				1004				1104		
Southampton Central	P ↗	arr	2317		2329	2338		2343	2349	0015	0034	0113		0136	0256	0834	0909	0934	1002	1009	1034	1042	1102	1109	1134	1142
Southampton Central	P ↗	dep			2331	2340					0036			0137		0835	0910	0935		1010	1035			1110	1135	
Millbrook (Hants)		arr			2342															1013				1113		
Redbridge (Hants)		arr			2346															1016				1116		
Totton	P	arr			2336						0041			0142		0840	0916	0940			1040				1140	

## Notes

**B** To Salisbury.

**D** Train divides during journey.

Please make sure you are in the correct portion.

**E** Engineering work may affect this service.

Check before travelling.

**b** Change at Basingstoke.

**s** Stops to let passengers leave the train only.

**u** Stops to let passengers join the train only.

For timetable notes and symbols see page 34.

# Sunday

## London Waterloo, Woking and Basingstoke to Winchester, Eastleigh, Southampton and Totton

			SW 12	SW 11 B	SW 11 D	XC 12	SW 12	SW 11 B	SW 11 D	XC 12	SW 12	SW 11 B	SW 11 D	XC 12	SW 12	SW 11 B	SW 11 D	XC 12	SW 12	SW 11 B	SW 11 D	XC 12	SW 12	SW 11 B	SW 11 D	XC 12	SW 12
London Waterloo	Ⓧ Ⓡ	dep	1035		1054	1115b	1135		1154	1215b	1235		1254	1315b	1335		1354	1415b	1435		1454	1515b	1535		1554	1615b	1635
Clapham Junction	Ⓧ Ⓡ	dep	1045u		1104u	1122b	1145u		1204u	1222b	1242u		1303u	1322b	1342u		1403u	1422b	1442u		1503u	1522b	1542u		1603u	1622b	1642u
Woking	Ⓡ ←	dep	1107		1128	1146b	1207		1228	1246b	1307		1328	1346b	1407		1428	1446b	1507		1528	1546b	1607		1628	1646b	1707
Farnborough	Ⓡ	dep	1059b			1159b					1259b				1359b				1459b			1559b				1636b	1659b
Fleet	Ⓡ	dep	1104b			1204b					1304b				1404b				1504b			1604b				1641b	1704b
Reading	Ⓡ	dep				1151					1251				1351				1451			1551				1651	
<b>Basingstoke</b>	Ⓡ	dep	1128		1148	1210	1228		1248	1310	1328		1348	1410	1428		1448	1510	1528		1548	1610	1628		1648	1710	1728
Micheldever	Ⓡ	dep			1158				1258				1358				1458				1558				1658		
Winchester	Ⓡ	dep	1144		1208	1225	1244		1308	1325	1344		1408	1425	1444		1508	1525	1544		1608	1625	1644		1708	1725	1744
Shawford	Ⓡ	dep			1212								1412								1612						
Eastleigh	Ⓡ	arr			1218				1318				1418				1518				1618				1718		
<b>Eastleigh</b>	Ⓡ	dep		1154	1222			1254	1322			1354	1422			1454	1522			1554	1622			1654	1722		
Southampton Airport	Ⓡ ←	dep	1153	1158	1227	1234	1253	1258	1327	1334	1353	1358	1427	1434	1453	1458	1527	1534	1553	1558	1627	1634	1653	1658	1727	1734	1753
Swaythling	Ⓡ	dep		1201				1301				1401				1501				1601				1701			
St Denys	Ⓢ	dep		1204				1304				1404				1504				1604				1704			
Southampton Central	Ⓡ	arr	1159	1209	1234	1242	1300	1309	1334	1342	1400	1409	1434	1442	1500	1509	1534	1542	1600	1609	1634	1642	1700	1709	1734	1740	1800
Southampton Central	Ⓡ	dep		1210	1235			1310	1335			1410	1435			1510	1535			1610	1635			1710	1735		
Millbrook (Hants)		arr		1213				1313				1413				1513				1613				1713			
Redbridge (Hants)		arr		1216				1316				1416				1516				1616				1716			
Totton	Ⓡ	arr			1240				1340				1440				1540				1640				1740		

### Notes

**B** To Salisbury.

**b** Change at Basingstoke.

**D** Train divides during journey.





















**u** Stops to let passengers join the train only.

Please make sure you are in the correct portion.

For timetable notes and symbols see page 34.



**Sunday**
**London Waterloo, Woking and Basingstoke to Winchester, Eastleigh, Southampton and Totton**

			SW B	SW D	XC D	SW D	SW B	SW D	XC D	SW D	SW B	SW D	XC D	SW D	SW B	SW D	XC D	SW D	SW B	SW D	XC D	SW D	SW B	SW D	XC D	SW D	SW B	
<b>London Waterloo</b> 	dep		1654	1715b	1735		1754	1815b	1835		1854	1915b	1935		1954	2015b	2035		2054	2115b	2135		2154	2215b	2235		2254	0105
Clapham Junction 	dep		1703u	1722b	1742u		1803u	1822b	1842u		1903u	1922b	1942u		2003u	2022b	2042u		2103u	2122b	2142u		2203u	2222b	2242u		2303u	0115
<b>Woking</b> 	dep		1728	1746b	1807		1828	1846b	1907		1928	1946b	2007		2028	2046b	2107		2128	2146b	2207		2228	2246b	2307		2328	0142
Farnborough 	dep			1736b	1759b			1836b	1859b			1936b	1959b			2036b	2059b			2136b	2159b			2259b	2282b		2359b	0158s
Fleet 	dep			1741b	1804b			1841b	1904b			1941b	2004b			2041b	2104b			2141b	2204b			2284b	2347b		2404b	0204s
Reading 	dep			1751				1851				1951			2050					2151				2277b			2377b	
<b>Basingstoke</b> 	dep		1748	1810	1828		1848	1910	1928		1948	2010	2028		2048	2109	2128		2148	2210	2228		2248	2310	2328		2348	0216s
Micheldever 	dep		1758				1858				1958				2058				2158				2258	2318			2358	
<b>Winchester</b> 	dep		1808	1825	1844		1908	1925	1944		2008	2025	2044		2108	2124	2144		2208	2226	2244		2308	2326		2348	0008	0233s
Shawford 	dep		1812								2012								2212									
<b>Eastleigh</b> 	arr		1818				1918				2018				2118				2218				2317	2335		0018	0242s	
<b>Eastleigh</b> 	dep		1754	1822			1854	1922			1954	2022			2054	2122			2154	2222			2254	2322		0022		
<b>Southampton Airport</b> 	dep		1758	1827	1834	1853	1858	1927	1934	1953	1958	2027	2034	2053	2058	2127	2133	2153	2158	2227	2234	2253	2258	2327		0027	0246s	
Swaythling 	dep		1801				1901				2001				2101				2201				2301					
St Denys 	dep		1804				1904				2004				2104				2204				2304			0031s	0251s	
<b>Southampton Central</b> 	arr		1809	1834	1842	1900	1909	1934	1940	2000	2009	2034	2043	2100	2109	2134	2142	2200	2209	2234	2242	2300	2309	2334		0036	0256	
<b>Southampton Central</b> 	dep		1810	1835			1910	1935			2010	2035			2110	2135			2210	2235			2310	2335		0037		
Millbrook (Hants) 	arr		1813				1913				2013				2113				2213				2313					
Redbridge (Hants) 	arr		1816				1916				2016				2116				2216				2316					
Totton 	arr		1840				1940				2040				2140				2240				2340			0042		

**Notes**
**B** To Salisbury.

**D** Train divides during journey.  
Please make sure you are in the correct portion.

**E** Engineering work may affect this service.  
Check before travelling.

**F** To Romsey.

**b** Change at Basingstoke.

**u** Stops to let passengers join the train only.

**s** Stops to let passengers leave the train only.

*For timetable notes and symbols see page 34.*

## Timetable notes and symbols

a/arr Arrival time.

dep Departure time.

**SW** Operated by South West Trains.

**SN** Operated by Southern.

**XC** Operated by CrossCountry

- Seat reservations available
- Cycle reservations recommended.

**1** First Class accommodation also available.

**⌘** Catering (trolley service) available for all or part of the journey.

**§** For details of additional services between Southampton and St Denys - please see pocket timetable 26.

**↔** **Woking** - Railair coach link between Woking station and Heathrow Airport.

**↔** **Southampton Airport** - station is a short walk from the airport terminal.

**⊖** Interchange for London Underground. Visit [www.tfl.gov.uk](http://www.tfl.gov.uk) for details.

**⇄** Change at Southampton Central for Southampton City Centre, Docks and bus for Red Funnel Ferries to Cowes, Isle of Wight.

**P** Car Park.

**↳** Continued in later column.

**←** Continued from earlier column.

**★** Passengers travelling with cycles may not join or leave services at stations with train times shown in **red**.

### Cycles on trains

At peak times the following restrictions apply: In the area bounded by Reading, Hook, Alton, Guildford and Dorking passengers travelling with cycles may not join or leave from services timed to arrive in London Waterloo between 0715 and 1000 inclusive and departing London Waterloo between 1645 and 1900 Monday to Friday.

### Trains shown in green

Trains shown in green type do not on certain dates. Please see note next to or above the train time.

## Changing trains

Most journeys shown on this timetable are by through trains, shown in **bold type**. However, you may be able to make other journeys or reach your destination more quickly by changing trains. To help you find these services, we show them in the timetable with *light italic type*. A letter against the time will show where you need to change trains - please check the 'Notes' section for an explanation of these letters.

Please allow plenty of time to make your connection. At most stations you will need to allow at least 5 minutes to change trains. Some stations have a different minimum time and this is shown against the station name in the timetable, for example **10** means you should allow at least 10 minutes to change trains at this station.

## Comments and suggestions

We welcome your comments, suggestions and complaints about any aspect of our service. You can contact our Customer Service Centre on 0845 6000 650. We will work hard to deal with your concerns to your satisfaction and within the timescales explained in our Passengers' Charter.

There are also organisations that you can contact if you are unhappy with our response, details of these can be found in our Passengers' Charter and on our website [southwesttrains.co.uk](http://southwesttrains.co.uk). We will also advise you of these if you tell us that you are unhappy with our response.

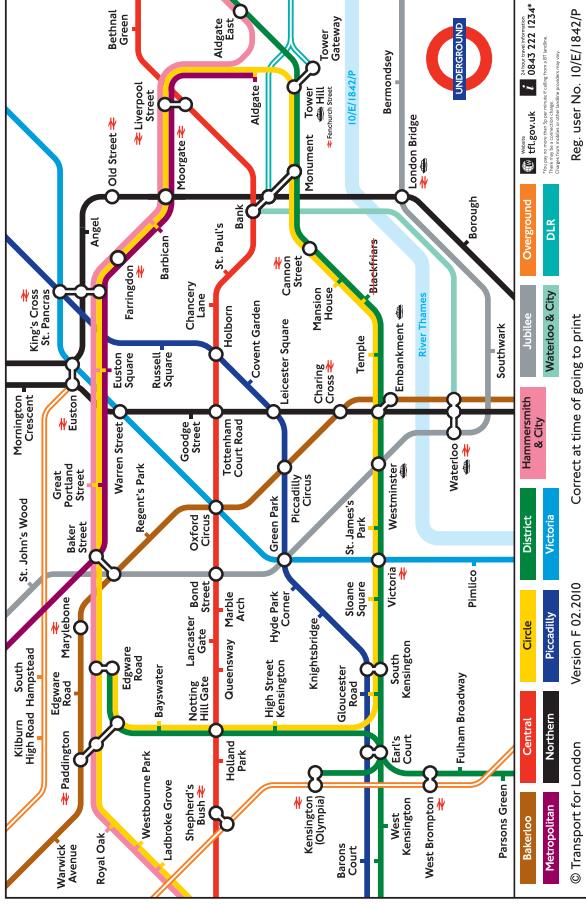
## The Passengers' Panel

If you would like direct input into improving services on the network, consider joining our Passengers' Panel.

## Passengers' Panel

Frirs Bridge Court, 41 - 45 Blackfriars Road,  
London SE1 8NZ

Contact the Passengers' Panel at [www.swtpp.co.uk](http://www.swtpp.co.uk)



Note: Map shows Central London area only.

## Buying a ticket

**0845 6000 650\***

Our UK-based Customer Service Centre is open from 6am to 10pm for ticket sales by credit or debit card.

## Customer Service Centre

**0845 6000 650\***

Open 6am to 10pm for:

- comments and suggestions
- assisted travel.

## southwesttrains.co.uk

- buying tickets online
- train times
- live train information
- ideas for days out.



## National Rail Enquiries



Call National Rail Enquiries on:

**08457 48 49 50**

Train times, fares & rail information



Call TrainTracker™ on:

**0871 200 49 50**

Up to the minute times for today's trains



Text station name to TrainTracker™ Text:

**8 49 50**

Live departure & arrival times direct to your mobile

Calls to TrainTracker cost 10p a minute from a BT fixed phone. Charges from other operators may vary. TrainTracker is for direct trains only. TrainTracker texts cost 25p for each successful response (plus usual text costs).

\* Calls charged at local rate and may be recorded.

South West Trains accepts no liability for any inaccuracy in the information contained in this timetable which is subject to alteration. Please check before you travel.

Stagecoach South Western Trains Limited. Registered in England and Wales 5599788.  
Registered office: Friars Bridge Court, 41-45 Blackfriars Road, London SE1 8NZ.  
A part of the Stagecoach Group plc.



**Please recycle**

**SOUTH WEST TRAINS**