

1

Kingston Loop and Shepperton to London Waterloo



11 December 2011
to 8 December 2012

Train Times



Monday to Friday London Waterloo and Wimbledon to Kingston, Richmond and the Shepperton branch

Notes																								★	★	★		
London Waterloo	d	1057	1112	1127	1142	1157	1212	1227	1242	1257	1312	1327	1342	1357	1412	1427	1442	1457	1512	1527	1542	1557	1612	1627	1642	1657	1712	1727
Vauxhall	d	1101	1116	1131	1146	1201	1216	1231	1246	1301	1316	1331	1346	1401	1416	1431	1446	1501	1516	1531	1546	1601	1616	1631	1646	1701	1716	1731
Clapham Junction	d	1106	1121	1136	1151	1206	1221	1236	1251	1306	1321	1336	1351	1406	1421	1436	1451	1506	1521	1536	1551	1606	1621	1636	1651	1706	1721	1736
Earlsfield	d	1109	1124	1139	1154	1209	1224	1239	1254	1309	1324	1339	1354	1409	1424	1439	1454	1509	1524	1539	1554	1609	1624	1639	1654	1709	1724	1739
Wimbledon	d	1113	1128	1143	1158	1213	1228	1243	1258	1313	1328	1343	1358	1413	1428	1443	1458	1513	1528	1543	1558	1613	1628	1643	1658	1713	1728	1743
Raynes Park	d	1116	1131	1146	1201	1216	1231	1246	1301	1316	1331	1346	1401	1416	1431	1446	1501	1516	1531	1546	1601	1616	1631	1646	1701	1716	1731	1746
New Malden	d	1119	1134	1149	1204	1219	1234	1249	1304	1319	1334	1349	1404	1419	1434	1449	1504	1519	1534	1549	1604	1619	1634	1649	1704	1719	1734	1749
Norbiton	d	1122	1137	1152	1207	1222	1237	1252	1307	1322	1337	1352	1407	1422	1437	1452	1507	1522	1537	1552	1607	1622	1637	1652	1707	1722	1737	1752
Kingston	a	1125	1140	1155	1210	1225	1240	1255	1310	1325	1340	1355	1410	1425	1440	1455	1510	1525	1540	1555	1610	1625	1640	1655	1710	1725	1740	1755
Kingston	d	1129	1140	1159	1210	1229	1240	1259	1310	1329	1340	1359	1410	1429	1440	1459	1510	1529	1540	1559	1610	1629	1640	1659	1710	1729	1740	1759
Hampton Wick	d	1131	1142	1201	1212	1231	1242	1301	1312	1331	1342	1401	1412	1431	1442	1501	1512	1531	1542	1601	1612	1631	1642	1701	1712	1731	1742	1801
Teddington	d	1135	1145	1205	1215	1235	1245	1305	1315	1335	1345	1405	1415	1435	1445	1505	1515	1535	1545	1605	1615	1635	1645	1705	1715	1735	1745	1805
Fulwell	d		1149		1219		1249		1319		1349		1419		1449		1519		1549		1619		1649		1719		1749	
Hampton	d		1153		1223		1253		1323		1353		1423		1453		1523		1553		1623		1653		1723		1753	
Kempton Park	d		1156		1226		1256		1326		1356		1426		1456		1526		1556		1626		1656		1726		1756	
Sunbury	d		1158		1228		1258		1328		1358		1428		1458		1528		1558		1628		1658		1728		1758	
Upper Halliford	d		1200		1230		1300		1330		1400		1430		1500		1530		1600		1630		1700		1730		1800	
Shepperton	a		1205g		1235g		1305g		1335g		1405g		1435g		1505g		1535g		1605g		1635g		1707g		1737g		1808g	
Strawberry Hill	d	1138		1208		1238		1308		1338		1408		1438		1508		1538		1608		1638		1708		1738		1808
Twickenham	d	1143		1213		1243		1313		1343		1413		1443		1513		1543		1613		1643		1713		1743		1813
St Margarets	d	1145		1215		1245		1315		1345		1415		1445		1515		1545		1615		1645		1715		1745		1815
Richmond	d	1149		1219		1249		1319		1349		1419		1449		1519		1549		1619		1649		1719		1749		1819
North Sheen	d	1151		1221		1251		1321		1351		1421		1451		1521		1551		1621		1651		1721		1751		1821
Mortlake	d	1153		1223		1253		1323		1353		1423		1453		1523		1553		1623		1653		1723		1753		1823
Barnes	d	1156		1226		1256		1326		1356		1426		1456		1526		1556		1626		1656		1726		1756		1826
Putney	d	1159		1229		1259		1329		1359		1429		1459		1529		1559		1629		1659		1729		1759		1829
Wandsworth Town	d	1202		1232		1302		1332		1402		1432		1502		1532		1602		1632		1702		1732		1802		1832
Clapham Junction	d	1205		1235		1305		1335		1405		1435		1505		1535		1605		1635		1705		1735		1805		1835
Queenstown Road	d	1208		1238		1308		1338		1408		1438		1508		1538		1608		1638		1708		1738		1808		1838
Vauxhall	d	1212		1242		1312		1342		1412		1442		1512		1542		1612		1642		1712		1742		1812		1842
London Waterloo	a	1216		1246		1316		1346		1416		1446		1516		1546		1619		1649		1719		1749		1819		1849

Late night and weekend trains may be subject to alteration due to engineering works.
Please check at southwesttrains.co.uk before travelling.

Monday to Friday London Waterloo and Wimbledon to Kingston, Richmond and the Shepperton branch

Notes	B★	★	★	B★	★	★	B★	★	★																			
London Waterloo	d	1743	1742	1757	1813	1812	1827	1843	1842	1857	1912	1927	1942	1957	2012	2027	2042	2057	2112	2127	2142	2157	2212	2227	2242	2257	2312	2327
Vauxhall	d	1747	1746	1801	1817	1816	1831	1847	1846	1901	1916	1931	1946	2001	2016	2031	2046	2101	2116	2131	2146	2201	2216	2231	2246	2301	2316	2331
Clapham Junction	d	1753	1751	1806	1823	1821	1836	1853	1851	1906	1921	1936	1951	2006	2021	2036	2051	2106	2121	2136	2151	2206	2221	2236	2251	2306	2321	2336
Earlsfield	d		1754	1809		1824	1839		1854	1909	1924	1939	1954	2009	2024	2039	2054	2109	2124	2139	2154	2209	2224	2239	2254	2309	2324	2339
Wimbledon	d		1758	1813		1828	1843		1858	1913	1928	1943	1958	2013	2028	2043	2058	2113	2128	2143	2158	2213	2228	2243	2258	2313	2328	2343
Raynes Park	d		1801	1816		1831	1846		1901	1916	1931	1946	2001	2016	2031	2046	2101	2116	2131	2146	2201	2216	2231	2246	2301	2316	2331	2346
New Malden	d		1804	1819		1834	1849		1904	1919	1934	1949	2004	2019	2034	2049	2104	2119	2134	2149	2204	2219	2234	2249	2304	2319	2334	2349
Norbiton	d		1807	1822		1837	1852		1907	1922	1937	1952	2007	2022	2037	2052	2107	2122	2137	2152	2207	2222	2237	2252	2307	2322	2337	2352
Kingston	a		1810	1825		1840	1855		1910	1925	1940	1955	2010	2025	2040	2055	2110	2125	2140	2155	2210	2225	2240	2255	2310	2325	2340	2355
Kingston	d		1810	1829		1840	1859		1910	1929	1940	1959	2010	2029	2040	2059	2110	2129	2140	2159	2210	2229	2240	2259	2310	2329	2340	2355
Hampton Wick	d		1812	1831		1842	1901		1912	1931	1942	2001	2012	2031	2042	2101	2112	2131	2142	2201	2212	2231	2242	2301	2312	2331	2342	2357
Teddington	d		1815	1835		1845	1905		1915	1935	1945	2005	2015	2035	2045	2105	2115	2135	2145	2205	2215	2235	2245	2305	2315	2335	2345	2359
Fulwell	d	1813	1819		1843	1849		1913	1919		1949		2019		2049		2119		2149		2219		2249		2319		2349	
Hampton	d	1817	1823		1847	1853		1917	1923		1953		2023		2053		2123		2153		2223		2253		2323		2353	
Kempton Park	d		1826			1856			1926		1956		2026		2056		2126		2156		2226		2256		2326		2356	
Sunbury	d	1821	1828		1851	1858		1921	1928		1958		2028		2058		2128		2158		2228		2258		2328		2358	
Upper Halliford	d	1823	1830		1853	1900		1923	1930		2000		2030		2100		2130		2200		2230		2300		2330		2359	
Shepperton	a	1830g	1840		1900g	1910		1930g	1939g		2006g		2035g		2105g		2135g		2205g		2235g		2305g		2335g		0005g	
Strawberry Hill	d			1838			1908			1938		2008		2038		2108		2138		2208		2238		2308		2338		0003
Twickenham	d			1843			1913			1943		2013		2043		2113		2143		2213		2243		2313		2343		0007a
St Margarets	d			1845			1915			1945		2015		2045		2115		2145		2215		2245		2315		2345		
Richmond	d			1849			1919			1949		2019		2049		2119		2149		2219		2249		2319		2349		
North Sheen	d			1851			1921			1951		2021		2051		2121		2151		2221		2251		2321		2351		
Mortlake	d			1853			1923			1953		2023		2053		2123		2153		2223		2253		2323		2353		
Barnes	d			1856			1926			1956		2026		2056		2126		2156		2226		2256		2326		2356		
Putney	d			1859			1929			1959		2029		2059		2129		2159		2229		2259		2329		2359		
Wandsworth Town	d			1902			1932			2002		2032		2102		2132		2202		2232		2302		2332		0002		
Clapham Junction	d			1905			1935			2005		2035		2105		2135		2205		2235		2305		2335		0005		
Queenstown Road	d			1908			1938			2008		2038		2108		2138		2208		2238		2308		2338		0008		
Vauxhall	d			1912			1942			2012		2042		2112		2142		2212		2242		2312		2342		0012		
London Waterloo	a			1916			1946			2016		2046		2116		2146		2216		2246		2316		2346		0016		

Late night and weekend trains may be subject to alteration due to engineering works.
Please check at southwesttrains.co.uk before travelling.





Monday to Friday Shepperton branch, Richmond and Kingston to Wimbledon and London Waterloo

Notes				B			★	★	★	★	B★	★	★	★	B★	★	★	★	B★	★	★	★	★						
London Waterloo	d	0018				0533			0603		0633			0703				0733				0803		0833		0903		0933	
Vauxhall	d	0022				0537			0607		0637			0707				0737				0807		0837		0907		0937	
Queenstown Road	d	0025				0540			0610		0640			0710				0740				0810		0840		0910		0940	
Clapham Junction	d	0029				0543			0613		0643			0713				0743				0813		0843		0913		0943	
Wandsworth Town	d	0032				0546			0616		0646			0716				0746				0816		0846		0916		0946	
Putney	d	0035				0549			0619		0649			0719				0749				0819		0849		0919		0949	
Barnes	d	0038				0552			0622		0652			0722				0752				0823		0852		0922		0952	
Mortlake	d	0040				0554			0624		0654			0724				0754				0825		0854		0924		0954	
North Sheen	d	0042				0556			0626		0656			0726				0756				0827		0856		0926		0956	
Richmond	d	0045				0559			0629		0659			0729				0759				0830		0859		0929		0959	
St Margarets	d	0047				0601			0631		0701			0731				0801				0832		0901		0931		1001	
Twickenham	d	0050	0452			0605			0634		0704			0734	0737			0804	0807			0835		0904		0934		1004	
Strawberry Hill	d	0053s	0455			0608			0637		0707			0737	0747			0807	0817			0838		0907		0937		1007	
Shepperton	d					0523			0611					0700	0711			0730	0741			0800	0811		0841		0911		0941
Upper Halliford	d					0526			0614					0703	0714			0733	0744			0803	0814		0844		0914		0944
Sunbury	d					0528			0616					0705	0716			0735	0746			0805	0816		0846		0916		0946
Kempton Park	d																											0948	
Hampton	d					0533			0621					0709	0721			0739	0751			0809	0821		0851		0921		0951
Fulwell	d					0536			0624					0712	0724			0742	0754			0812	0824		0854		0924		0954
Teddington	d	0056s	0459			0544	0611	0629	0641	0659	0711	0720		0729	0741	0750		0759	0811	0820		0829	0841	0859	0911	0929	0941	0959	1011
Hampton Wick	d	0059s	0501			0546	0614	0631	0644	0701	0714	0722		0731	0744	0752		0801	0814	0822		0831	0844	0901	0914	0931	0944	1001	1014
Kingston	a	0101	0503			0548	0616	0633	0646	0703	0716	0724		0733	0746	0754		0803	0816	0824		0833	0846	0903	0916	0933	0946	1003	1016
Kingston	d		0504			0549	0619	0634	0649	0704	0719	0726		0734	0749	0756		0804	0819	0826		0834	0849	0904	0919	0934	0949	1004	1019
Norbiton	d		0506			0551	0621	0636	0651	0706	0721	0728		0736	0751	0758		0806	0821	0828		0836	0851	0906	0921	0936	0951	1006	1021
New Malden	d		0510			0555	0625	0640	0655	0710	0725	0732		0740	0755	0802		0810	0825	0832		0840	0855	0910	0925	0940	0955	1010	1025
Raynes Park	d		0513			0558	0628	0643	0658	0713	0728	0734		0743	0758	0804		0813	0828	0834		0843	0858	0913	0928	0943	0958	1013	1028
Wimbledon	d		0517			0602	0632	0647	0702	0717	0732	0738		0747	0802	0808		0817	0832	0838		0847	0902	0917	0932	0947	1002	1017	1032
Earlsfield	d		0521			0605	0635	0650	0705	0720	0735	0742		0751	0805	0812		0821	0835	0842		0851	0905	0920	0935	0950	1005	1020	1035
Clapham Junction	d		0525	0605	0609	0639	0654		0709	0724	0739	0746	0749	0755	0809	0816	0819	0825	0839	0846	0849	0855	0909	0924	0939	0954	1009	1024	1039
Vauxhall	d		0530	0612	0614	0644	0659		0714	0729	0744	0751	0756	0800	0814	0821	0826	0830	0844	0851	0856	0900	0914	0929	0944	0959	1014	1029	1044
London Waterloo	a		0535	0616	0619	0649	0706		0721	0736	0751	0757	0804	0806	0821	0827	0834	0836	0851	0857	0904	0906	0921	0936	0951	1004	1019	1034	1049

Late night and weekend trains may be subject to alteration due to engineering works.
Please check at southwesttrains.co.uk before travelling.

Guide to notes and symbols

All services in this timetable are operated by South West Trains.

- A From Shepperton.
- B Service operates via Richmond.
- C To Shepperton.
- a Arrival time.
- d Departure time.
- g Until 6 October 2012, train arrives Shepperton 2 minutes earlier.
- s Stops to let passengers leave only.
-  Interchange for Tramlink service to Croydon. Visit www.tfl.gov.uk for details.
-  Interchange for London Underground services. Visit www.tfl.gov.uk for details.
-  Car Park.
-  Minimum number of minutes you should allow to change trains at this station.
- #8 Refers to Pocket Timetable number which shows the full service between this station and London Waterloo.
- ★ Passengers travelling with cycles may not join or leave services at stations with train times shown in red.

Cycles on trains - Monday to Friday

At peak times the following restrictions apply in the area bounded by Reading, Hook, Alton, Guildford and Dorking. Passengers travelling with cycles may not join or leave services timed to arrive in London Waterloo between 0715 and 1000 inclusive and departing London Waterloo between 1645 and 1900 Monday to Friday.



Also passengers travelling with cycles may not join or leave any service departing from Clapham Junction between 0745 and 0900 in an area bounded by Clapham Junction, Strawberry Hill and Feltham.

Windsor Lines Passengers Association

WLPA represents users of rail services from London Waterloo to Windsor and Reading including the Weybridge and Camberley branches and the Hounslow and Teddington loops. Email: membership@wlpa.co.uk

Station Information

See notes for explanation of symbols.

London Waterloo			
Vauxhall			
Clapham Junction			
Earsfield			#8
Wimbledon		 	#8
Raynes Park			#8
New Malden			#8
Norbiton			
Kingston			
Hampton Wick			
Teddington			
Fulwell			
Hampton			
Kempton Park			
Sunbury			
Upper Halliford			
Shepperton			
Strawberry Hill			
Twickenham			#9
St Margarets			#9
Richmond			#9
North Sheen			#9
Mortlake			#9
Barnes			#9
Putney			#9
Wandsworth Town			#9
Queenstown Road			#9