

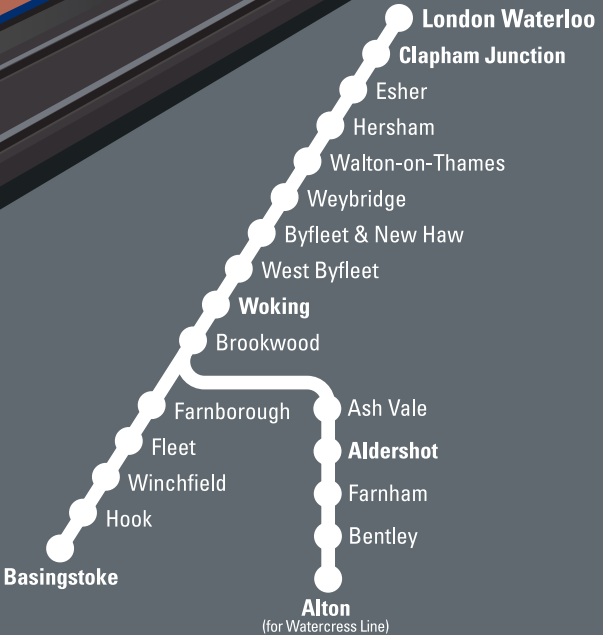
10

# Basingstoke, Alton and Aldershot to London Waterloo



11 December 2011  
to 8 December 2012

**Train Times**



# Monday to Friday Basingstoke and Alton to Woking and London Waterloo (Suburban Services)

Notes		B	1				1		1	1	★	★	★	★	★	★	★	★	★	★	★	★	★	★	★			
<b>Basingstoke</b>	d		0454				0539		0554					0623		0642		0654	0706						0724			
Hook	d		0501						0601					0631				0701	0713						0731			
Winchfield	d		0505						0605					0635				0705	0717						0735			
Fleet	d		0510				0550		0610					0640		0654		0710	0722						0740			
Farnborough	d		0516				0556		0616					0646		0700		0716	0728						0746			
<b>Alton</b>	d								0542					0612				0644							0714			
Bentley	d								0549					0619				0651							0721			
Farnham	a								0554					0624				0656							0726			
Farnham	d								0556					0626				0658							0728			
<b>Aldershot</b>	d								0602					0632				0704							0734			
Ash Vale	d								0607					0637				0709							0739			
<b>Brookwood</b>	d			0523					0614	0623				0644	0653			0716	0723						0746	0753		
Guildford	d	0400		0514k	0514				0550k					0624k				0631k								0745k		
Worplesdon	d			0519k	0519				0555k					0630k							0717k					0750k		
<b>Woking</b>	a	0408		0528	0524		0605		0619	0628				0649	0658			0710	0721	0728					0751	0758		
<b>Woking</b>	d	0410	0527	0529	0533	0543	0604	0606	0620	0629	0632	0641	0650	0659	0702	0707	0711	0722	0729		0732			0747	0752	0759	0802	0805
West Byfleet	d		0532		0537	0547	0608		0625		0636	0646	0650	0659	0707	0716					0737	0746	0754				0806	0816
Byfleet & New Haw	d		0535a		0540		0611				0639	0649				0719						0749	0757					0819
Weybridge	d				0543	0551	0614				0643	0652			0711	0722					0741	0752	0801				0811	0822
Walton-on-Thames	d				0547	0555	0618				0647	0657			0716	0727					0746	0757	0806				0815	0827
Hersham	d				0549		0620				0649	0700			0719	0730					0749	0800	0809				0817	0830
Esher	d				0552		0623				0652	0703			0722	0733					0752	0803	0813				0820	0833
<b>Surbiton</b>	a	0424		0540	0556	0601	0627		0627	0635	0640	0656	0707			0726	0737									0824	0837	
Wimbledon	a	0431		0548	0604	0620r			0635		0647	0704				0744r					0814r						0844r	
Earlsfield	a				0608	0624r			0639	0654r		0708				0748r					0818r						0848r	
Clapham Junction	a	0443		0600	0612	0627r		0625	0642	0646	0654	0712		0710	0720	0751r					0821r						0851r	
Vauxhall	a			0607	0617	0632r			0647			0717				0756r					0826r						0856r	
<b>London Waterloo</b>	a	0453		0615g	0622	0620		0634	0652	0656h	0704	0724	0726	0720	0731	0749	0756	0741	0751	0759	0806	0819	0826	0836	0822	0829	0846	0859

Late night and weekend trains may be subject to alteration due to engineering works.  
Please check at [southwesttrains.co.uk](http://southwesttrains.co.uk) before travelling.







# Monday to Friday Basingstoke and Alton to Woking and London Waterloo (Suburban Services)

Notes	1	2	3	4	5	6	7	8	9	10	11	12	13	14	15	16	17	18	19	20	21	22	23	24	25				
<b>Basingstoke</b>	d	1743			1754		1817		1824	1843			1854		1917			1924	1943			1954		2017		2024		2043	
Hook	d				1801				1831				1901					1931				2001				2031			
Winchfield	d				1805				1835				1905					1935				2005				2035			
Fleet	d	1754			1810				1840	1854			1910					1940	1954			2010				2040		2054	
Farnborough	d	1800			1816		1830		1846	1900			1916		1930			1946	2000			2016		2030		2046		2100	
<b>Alton</b>	d			1744					1814				1835				1907					1935				2015			
Bentley	d			1751					1823				1842										1942						
Farnham	a			1756					1827				1847				1917						1947			2025			
Farnham	d			1758					1828				1858				1928						1958			2028			
<b>Aldershot</b>	d			1804					1834				1904				1934						2004			2034			
Ash Vale	d			1809					1839				1909				1939						2009			2039			
Brookwood	d			1816	1823			1846	1853			1916	1923			1946	1953					2016	2023			2046	2053		
Guildford	d		1747k	1800k				1834k				1855k		1921k			1934k			1947k	2002k		2017k			2039k	2047k		
Worplesdon	d			1806k				1840k									1940k									2044k			
<b>Woking</b>	a			1821	1828		1839	1852	1858			1921	1928		1939	1951	1958				2021	2028		2039	2051	2058		2109	
<b>Woking</b>	d		1803	1822	1829	1833	1841	1852	1859		1903	1922	1929	1933	1941	1952	1959			2003	2022	2029	2033	2041	2052	2059	2103	2110	
West Byfleet	d		1807	1827		1837		1857			1907	1927		1937		1957				2007	2027		2037		2057		2107	2110	
Byfleet & New Haw	d		1810			1840					1910			1940						2010			2040				2110		
Weybridge	d		1813		1836	1843			1906		1913		1936	1943			2006			2013		2036	2043			2106	2113		
Walton-on-Thames	d		1817		1840	1847			1910		1917		1940	1947			2010			2017		2040	2047			2110	2117		
Hersham	d		1819		1849						1919			1949						2019			2049				2119		
Esher	d		1822		1852						1922			1952						2022			2052				2122		
<b>Surbiton</b>	a		1826	1837	1847	1856		1907	1916		1926	1937	1946	1956		2007	2016			2026	2037	2046	2056		2107	2116	2126		2126
Wimbledon	a		1834			1904					1934			2004						2035			2105					2134	
Earlsfield	a		1838			1908					1938			2008						2038			2108					2138	
Clapham Junction	a	1825	1842	1848	1858	1911				1926	1941	1948	1957	2011				2025	2041	2048	2057	2111					2129	2142	
Vauxhall	a		1847			1916					1946			2016						2046			2116					2147	
<b>London Waterloo</b>	a	1834	1852	1857	1906	1923	1908	1925	1939	1934	1952	1957	2005	2022	2008	2026	2036	2034		2052	2057	2105	2122	2107	2129	2134		2138	2152

Late night and weekend trains may be subject to alteration due to engineering works.  
Please check at [southwesttrains.co.uk](http://southwesttrains.co.uk) before travelling.



Notes		B	1			C	1		1	1		1	1		1	1		1	1		1	1	1	1					
<b>Basingstoke</b>	d		0454				0554			0624			0654			0724		0743			0754		0817		0824	0843			
Hook	d		0501				0601			0631			0701			0731					0801				0831				
Winchfield	d		0505				0605			0635			0705			0735					0805				0835				
Fleet	d		0510				0610			0640			0710			0740		0754			0810				0840	0854			
Farnborough	d		0516				0616			0646			0716			0746		0800			0816		0830		0846	0900			
<b>Alton</b>	d									0614			0644			0714					0744				0814				
Bentley	d									0621			0651			0721					0751				0821				
Farnham	a									0626			0656			0726					0756				0826				
Farnham	d									0628			0658			0728					0758				0828				
<b>Aldershot</b>	d					0600				0634			0704			0734					0804				0834				
Ash Vale	d					0608a				0639			0709			0739					0809				0839				
<b>Brookwood</b>	d						0523			0623		0646	0653		0716	0723				0746	0753			0816	0823		0846	0853	
Guildford	d	0400		0514k	0514		0602k			0634k			0702k			0734k		0747k			0802k		0817k		0834k		0847k		
Worplesdon	d			0519k	0519					0640k						0740k									0840k				
<b>Woking</b>	a	0408		0528	0524		0628			0651	0658		0721	0728		0751	0758		0809		0821	0828		0839	0851	0858			
<b>Woking</b>	d	0410	0527	0529	0533	0603		0629	0633	0652	0659	0703	0722	0729	0733	0752	0759	0803	0811		0822	0829	0833	0841	0852	0859		0903	
West Byfleet	d		0532		0537	0607			0637	0657		0707	0727		0737	0757		0807			0827		0837		0857			0907	
Byfleet & New Haw	d		0535a		0540	0610			0640			0710			0740			0810					0840					0910	
Weybridge	d				0543	0613		0636	0643		0706	0713		0736	0743		0806	0813			0836		0843			0906		0913	
Walton-on-Thames	d				0547	0617		0640	0647		0710	0717		0740	0747		0810	0817			0840		0847			0910		0917	
Hersham	d				0549	0619			0649			0719			0749			0819					0849					0919	
Esher	d				0552	0622			0652			0722			0752			0822					0852					0922	
<b>Surbiton</b>	a	0424		0540	0556	0626		0646	0656	0707	0716	0726	0737	0746	0756	0807	0816	0826		0826	0837	0846	0856		0907	0916		0926	
Wimbledon	a	0431		0548	0604	0634			0704			0734			0804						0834		0904					0934	
Earlsfield	a				0608	0638			0708			0738			0808						0838		0908					0938	
Clapham Junction	a	0443		0600	0612	0642		0657	0712	0718		0742	0750	0757	0812				0830	0842	0849	0857	0912			0925	0942		
Vauxhall	a			0607	0617	0647			0717			0747			0817						0847		0917					0947	
<b>London Waterloo</b>	a	0453		0615g	0622	0652		0708g	0722	0730g	0733	0752	0758	0805	0822	0825	0834			0839	0852	0858	0905	0922	0908	0925	0936	0934	0952

Late night and weekend trains may be subject to alteration due to engineering works.  
Please check at [southwesttrains.co.uk](http://southwesttrains.co.uk) before travelling.









Notes				B	□	□			B	□	□			B	□	□			B	□	□			B	□	□		
<b>Basingstoke</b>	d				0716					0816					0916						1016					1116		
Hook	d				0723					0823					0923						1023					1123		
Winchfield	d				0727					0827					0927						1027					1127		
Fleet	d				0732					0832					0932						1032					1132		
Farnborough	d				0738					0838					0938						1038					1138		
<b>Alton</b>	d										0815					0915						1015					1115	
Bentley	d										0823					0923						1023					1123	
Farnham	a										0828					0928						1028					1128	
Farnham	d					0730					0830					0930						1030					1130	
<b>Aldershot</b>	d					0736					0836					0936						1036					1136	
Ash Vale	d					0741					0841					0941						1041					1141	
Brookwood	d				0745	0748				0845	0848				0945	0948					1045	1048				1145	1148	
Guildford	d		0657	0727				0757	0827	0835k			0857	0927	0935k			0957	1027	1035k			1057	1127	1135k		1157	
Worplesdon	d																											
<b>Woking</b>	a		0705	0735		0750	0754	0805	0835		0850	0854	0905	0935		0950	0954	1005	1035		1050	1054	1105	1135		1150	1154	1205
<b>Woking</b>	d	0636	0706	0736	0752	0758	0806	0836	0852		0858	0906	0936	0952		0958	1006	1036	1052		1058	1106	1136	1152		1158	1206	
West Byfleet	d	0640	0710	0740	0756		0810	0840	0856			0910	0940	0956			1010	1040	1056			1110	1140	1156			1210	
Byfleet & New Haw	d	0643	0713	0743	0800		0813	0843	0900			0913	0943	1000			1013	1043	1100			1113	1143	1200			1213	
Weybridge	d	0646	0716	0746			0816	0846			0916	0946				1016	1046				1116	1146				1216		
Walton-on-Thames	d	0650	0720	0750			0820	0850			0920	0950				1020	1050				1120	1150				1220		
Hersham	d	0652	0722	0752			0822	0852			0922	0952				1022	1052				1122	1152				1222		
Esher	d	0655	0725	0755			0825	0855			0925	0955				1025	1055				1125	1155				1225		
<b>Surbiton</b>	a	0659	0729	0759		0809	0829	0859			0909	0929	0959			1009	1029	1059			1109	1129	1159			1209	1229	
Wimbledon	a	0707	0737	0807		0819	0837	0907			0919	0937	1007			1017	1037	1107			1117	1137	1207			1217	1237	
Earlsfield	a	0711	0741	0811			0841	0911			0941	1011				1041	1111				1141	1211				1241		
Clapham Junction	a	0715	0745	0815		0827	0845	0915			0926	0945	1015			1023	1045	1115			1123	1145	1215			1223	1245	
Vauxhall	a	0720	0750	0820			0850	0920			0950	1020				1050	1120				1150	1220				1250		
<b>London Waterloo</b>	a	0730	0800	0830		0844g	0900	0930			0942g	1000	1030			1038	1100	1130			1138	1200	1230			1239	1300	

Late night and weekend trains may be subject to alteration due to engineering works.  
Please check at [southwesttrains.co.uk](http://southwesttrains.co.uk) before travelling.

# Sunday

## Basingstoke and Alton to Woking and London Waterloo (Suburban Services)

Notes		B	□	□			B	□	□		□	□		B	□	□		□	□		B		□	□					
<b>Basingstoke</b>	d		1216					1316			1350				1416			1450							2016				
Hook	d		1223					1323							1423										2023				
Winchfield	d		1227					1327							1427										2027				
Fleet	d		1232					1332			1402				1432			1502							2032				
Farnborough	d		1238					1338			1408				1438			1508							2038				
<b>Alton</b>	d			1215					1315			1345				1415			1445							2015			
Bentley	d			1223					1323							1423										2023			
Farnham	a			1228					1328			1355				1428			1455							2028			
Farnham	d			1230					1330			1400				1430			1500							2030			
<b>Aldershot</b>	d			1236					1336			1406				1436			1506							2036			
Ash Vale	d			1241					1341			1411				1441			1511							2041			
Brookwood	d		1245	1248				1345	1348		1415	1418			1445	1448		1515	1518						2045	2048			
Guildford	d	1227	1235k			1257	1327	1335k		1357	1405k	1427	1435k		1457	1505k	1527	1535k									2057		
Worplesdon	d																												
<b>Woking</b>	a	1235		1250	1254	1305	1335		1350	1354	1405	1420	1424	1435	1450	1454	1505	1520	1524	1535				2050	2054	2105			
<b>Woking</b>	d	1236	1252	1258		1306	1336	1352		1406		1428	1436	1452	1458		1506		1528		1536	1552				2058	2106		
West Byfleet	d	1240	1256			1310	1340	1356		1410			1440	1456		1510		1520		1534	1546	1556					2110		
Byfleet & New Haw	d	1243	1300			1313	1343	1400		1413			1443	1500		1513		1520		1534	1546	1600					2113		
Weybridge	d	1246				1316	1346			1416	1434	1446			1516		1520		1534	1546							2116		
Walton-on-Thames	d	1250				1320	1350			1420	1438	1450			1520		1520		1538	1550							2120		
Hersham	d	1252				1322	1352			1422		1452			1522		1522		1538	1552							2122		
Esher	d	1255				1325	1355			1425		1455			1525		1525		1538	1555							2125		
<b>Surbiton</b>	a	1259		1309		1329	1359		1409	1429	1445	1459		1509	1529	1545	1559							2109	2129				
Wimbledon	a	1307		1317		1337	1407		1417	1437	1453	1507		1517	1537	1553	1607							2117	2137				
Earlsfield	a	1311				1341	1411			1441		1511			1541		1611								2141				
Clapham Junction	a	1315		1323		1345	1415		1423	1445	1459	1515		1523	1545	1559	1615							2123	2145				
Vauxhall	a	1320				1350	1420			1450		1520			1550		1620								2150				
<b>London Waterloo</b>	a	1330		1339		1400	1430		1434	1455	1510	1525		1534	1555	1610	1625								2134	2155			

and  
then  
at  
the  
same  
minutes  
past  
each  
hour  
until

Late night and weekend trains may be subject to alteration due to engineering works. Please check at [southwesttrains.co.uk](http://southwesttrains.co.uk) before travelling.



# Monday to Friday London Waterloo and Woking to Alton and Basingstoke (Suburban Services)

Notes	1 Z MX	1 Z MXT	MX	1	1	1	1	1	1	1	1	1	1	1	1	1	1	1	1	1	1	1	1	1			
<b>London Waterloo</b>	d	0005k		0009	0105	0500		0520		0550	0612		0620	0642	0653	0650	0712	0723	0720	0739	0742	0753	0809	0750	0812	0823	0820
Vauxhall	d			0013	0109	0504		0524		0554			0624			0654			0724					0754		0812	0824
Clapham Junction	d	0012k		0020	0115	0511		0529		0559	0619u		0629	0649u	0700u	0659	0720u	0730u	0729	0746u		0800u		0759	0819u		0829
Earlsfield	d			0023		0514		0532		0602			0632			0702			0732					0802			0832
Wimbledon	d	0018k		0027	0127s	0518		0536		0606			0636			0706			0736					0806			0836
<b>Surbiton</b>	d	0009k		0035	0135s	0526		0544		0614	0630		0644	0700	0711	0714	0731	0741	0744		0800	0811		0814	0830	0841	0844
<b>Esher</b>	d			0039s		0530		0548		0618			0648			0718			0748					0818			0848
Hersham	d			0042s		0533		0551		0621			0651			0721			0751					0821			0851
Walton-on-Thames	d	0016k		0044s		0537		0554		0624	0637		0654	0707		0724	0738		0754		0807			0824	0837		0854
Weybridge	d	0020k		0048s		0541		0557		0627	0641		0657	0711		0727	0742		0757		0811			0827	0841		0857
Byfleet & New Haw	d			0051s		0544		0600		0630			0700			0730			0800					0830			0900
West Byfleet	d			0054s		0547		0603		0633			0703		0721	0733		0751	0803			0821		0833		0851	0903
<b>Woking</b>	a			0058	0148	0551		0608		0638	0648		0707	0718	0726	0737	0748	0759	0808		0818	0829	0833	0837	0849	0900	0908
<b>Woking</b>	d	0040		0100	0149	0553	0602	0611	0619	0630		0650	0658	0710	0719	0730	0739	0750	0800		0819	0830	0835	0839	0849	0900	
Worplesdon	a							0615				0647k				0717k			0748k		0818k			0839	0848k		0917k
Guildford	a			0107		0600		0621				0653k				0720		0803k		0824k		0835k		0850	0905k		0923k
<b>Brookwood</b>	d	0045				0608		0625	0636		0656	0706		0725	0736		0756	0806			0825	0836		0855	0906		
<b>Ash Vale</b>	d	0053	0057			0616		0644				0714			0744			0814					0844			0914	
<b>Aldershot</b>	d	0059	0102s			0621		0650				0720			0750			0820					0850			0920	
Farnham	a	0104	0111			0627		0655				0725			0755			0825					0855			0926	
Farnham	d	0105				0627		0656				0726			0756			0826					0856			0926	
Bentley	d	0111s				0634		0702				0732			0802			0832					0902				
<b>Alton</b>	a	0118				0641		0710				0740			0810			0839					0910			0939	
<b>Farnborough</b>	d				0158s			0633				0704			0733			0803			0813	0833		0845		0903	
<b>Fleet</b>	d				0204s			0638				0709			0738			0809			0819	0838		0845		0908	
<b>Winchfield</b>	d							0644				0715			0744			0814			0819	0844		0845		0914	
<b>Hook</b>	d							0648				0719			0748			0819			0819	0848		0845		0918	
<b>Basingstoke</b>	a				0216			0658				0728			0756			0826			0832	0858		0858		0928	

Late night and weekend trains may be subject to alteration due to engineering works. Please check at [southwesttrains.co.uk](http://southwesttrains.co.uk) before travelling.

# Monday to Friday London Waterloo and Woking to Alton and Basingstoke (Suburban Services)

Notes	1	2	3	4	5	6	7	8	9	10	11	12	13	14	15	16	17	18	19	20	21	22	23	24	25			
<b>London Waterloo</b>	d	0839	0842	0853	0909	0850	0912	0923	0920	0939	0942	0953	1009	0950	1012	1023	1020	1039	1042	1053	1109	1050	1112	1123	1120	1139	1142	1153
Vauxhall	d					0854			0924					0954			1024					1054			1124			
Clapham Junction	d	0846u		0900u		0859	0919u		0929	0946u		1000u		0959	1019u		1029	1046u		1100u		1059	1119u		1129	1146u		1200u
Earlsfield	d					0902			0932					1002			1032					1102			1132			
Wimbledon	d					0906			0936					1006			1036					1106			1136			
<b>Surbiton</b>	d		0900	0911		0914	0930	0941	0944		1000	1011		1014	1030	1041	1044		1100	1111		1114	1130	1141	1144		1200	1211
Esher	d					0918			0948					1018			1048					1118			1148			
Hersham	d					0921			0951					1021			1051					1121			1151			
Walton-on-Thames	d		0907			0924	0937		0954		1007			1024	1037		1054		1107			1124	1137		1154		1207	
Weybridge	d		0911			0927	0941		0957		1011			1027	1041		1057		1111			1127	1141		1157		1211	
Byfleet & New Haw	d					0930			1000					1030			1100					1130			1200			
West Byfleet	d			0921	0933	0933		0951	1003			1021		1033		1051	1103			1121		1133		1151	1203			1221
<b>Woking</b>	a		0918	0929	0933	0938	0948	0959	1008		1018	1029	1033	1038	1048	1059	1108		1118	1129	1133	1138	1148	1159	1208		1218	1229
<b>Woking</b>	d		0919	0930	0935		0949	1000			1019	1030	1035		1049	1100			1119	1130	1135		1149	1200			1219	1230
Worplesdon	a								1017k								1117k								1217k			
Guildford	a		0933k			0952k	1003k		1023k		1033k			1050k	1103k		1123k		1133k			1150k	1203k		1223k		1233k	
Brookwood	d		0925	0936			0955	1006			1025	1036			1055	1106			1125	1136			1155	1206			1225	1236
Ash Vale	d			0944				1014				1044				1114					1144			1214				1244
<b>Aldershot</b>	d			0950				1020				1050				1120					1150			1220				1250
Farnham	a			0955				1025				1055				1125					1155			1225				1255
Farnham	d			0956				1026				1056									1156			1226				1256
Bentley	d			1002								1102									1202							1302
<b>Alton</b>	a			1010				1059b				1110									1210			1237				1310
Farnborough	d	0913	0933		0945		1003			1013	1033		1045		1103			1113	1133		1145		1203			1213	1233	
Fleet	d	0919	0938				1008			1019	1038				1108			1119	1138				1208			1219	1238	
Winchfield	d		0944				1014				1044				1114						1144		1214				1244	
Hook	d		0948				1018				1048				1118						1148		1218				1248	
<b>Basingstoke</b>	a	0931	0958		0958		1028			1031	1058		1058		1128			1131	1158		1158		1228			1231	1258	

Late night and weekend trains may be subject to alteration due to engineering works.  
Please check at [southwesttrains.co.uk](http://southwesttrains.co.uk) before travelling.





# Monday to Friday London Waterloo and Woking to Alton and Basingstoke (Suburban Services)

Notes	□	□	□	□	□	□	□	●	□	●	★	★	★	★	★	★	★	★	★	★	★	★	★	★	★			
<b>London Waterloo</b>	d	1523	1520	1539	1542	1553	1609	1550	1612	1625	1620	1639	1642	1655	1712	1650	1702	1725	1723	1720	1732	1741	1755	1753	1750	1802	1812	1825
Vauxhall	d		1524					1554			1624				1654					1724					1754			
Clapham Junction	d		1529	1546u		1600u		1559	1619u		1629	1646u		1702u		1659				1729					1759			1833u
Earlsfield	d		1532					1602			1632				1702					1732					1802			
Wimbledon	d		1536					1606			1636				1706					1736					1806			
<b>Surbiton</b>	d	1541	1544		1600	1611		1614	1630	1641	1644		1700			1714	1718		1739	1744	1748			1809	1814	1818		
Esher	d		1548					1618			1648				1718	1722				1748	1752				1818	1822		
Hersham	d		1551					1621			1651				1721	1725				1751	1755				1821	1825		
Walton-on-Thames	d		1554		1607			1624	1637		1654		1707		1724	1729				1754	1759				1824	1829		
Weybridge	d		1557		1611			1627	1641		1657		1711		1727	1733				1757	1803				1827	1833		
Byfleet & New Haw	d		1600					1630			1700				1730	1736				1800	1806				1830	1836		
West Byfleet	d	1551	1603			1621		1633		1651	1703			1721	1733	1739				1803	1809				1833	1839		
<b>Woking</b>	a	1559	1608		1618	1629	1633	1638	1648	1659	1710		1718	1729	1736	1743	1744	1750	1751	1810	1814		1820	1823	1841	1848		1852
<b>Woking</b>	d	1600			1619	1630	1635		1649	1700			1719	1730	1737		1746	1751	1752		1816		1821	1825				1853
Worplesdon	a							1647k					1730k	1745k					1800k		1820			1848k				
Guildford	a		1620k		1633k			1653k	1703k	1720k			1736k	1751k			1756		1806k		1829			1854k				
Brookwood	d	1606			1625	1636			1655	1706			1725	1736	1743				1800			1811	1827				1841	
Ash Vale	d	1614				1644				1714				1744				1803					1835					1905
<b>Aldershot</b>	d	1620				1650				1720				1750				1809					1841					1911
Farnham	a	1625				1655				1725				1755				1814					1846					1916
Farnham	d	1626				1656				1726				1756				1815					1848					1918
Bentley	d					1702				1732				1802				1824					1854					1924
<b>Alton</b>	a	1637				1710				1741				1811				1832					1903					1933
Farnborough	d			1613	1633		1645		1703			1713	1733		1751			1808			1819		1839				1848	
Fleet	d			1619	1638				1708			1719	1738		1756			1813			1824		1844				1854	
Winchfield	d				1644				1714				1744		1802			1819			1830		1850				1859	
Hook	d				1648				1718				1748		1806			1823			1834		1854				1904	
<b>Basingstoke</b>	a			1631	1658		1658		1730			1731	1800		1816			1832			1845		1903				1916	

Late night and weekend trains may be subject to alteration due to engineering works.  
Please check at [southwesttrains.co.uk](http://southwesttrains.co.uk) before travelling.

# Monday to Friday London Waterloo and Woking to Alton and Basingstoke (Suburban Services)

Notes	★	★	★	★	★	★	□	□	★	□	□	□	□	□	□	□	□	□	□	□	□	□	□	□	□			
<b>London Waterloo</b>	d	1823	1820	1841	1845	1832	1855	1909	1912	1850	1902	1925	1920	1939	1942	1953	2009	1950	2012	2023	2020	2039	2042	2053	2050	2112	2123	2120
Vauxhall	d		1824							1854			1924					1954			2024				2054	2112	2123	2124
Clapham Junction	d		1829						1919u	1859		1932u	1929	1946u		2000u		1959	2019u		2029	2046u		2100u	2059	2119u		2129
Earlsfield	d		1832							1902			1932					2002			2032				2102			2132
Wimbledon	d		1836							1906			1936					2006			2036				2106			2136
<b>Surbiton</b>	d	1840	1844			1848				1914	1918		1944		2000	2011		2014	2030	2041	2044		2100	2111	2114	2130	2141	2144
Esher	d		1848			1852				1918	1922		1948					2018			2048				2118			2148
Hersham	d		1851			1855				1921	1925		1951					2021			2051				2121			2151
Walton-on-Thames	d		1854			1859				1924	1929		1954		2007			2024	2037		2054		2107		2124	2137		2154
Weybridge	d		1857			1903				1927	1933		1957		2011			2027	2041		2057		2111		2127	2141		2157
Byfleet & New Haw	d		1900			1906				1930	1936		2000					2030			2100				2130			2200
West Byfleet	d		1903		1908	1909				1933	1939	1951	2003			2021		2033		2051	2103			2121	2133		2151	2203
<b>Woking</b>	a	1852	1912		1913	1918	1921	1933	1938	1942	1948	1959	2008		2018	2029	2033	2038	2048	2059	2108		2118	2129	2138	2148	2159	2208
<b>Woking</b>	d	1854			1914	1920	1923	1935	1939			2000			2019	2030	2035		2049	2100			2119	2130		2149	2200	
Worplesdon	a				1930k								2017k								2117k							2217k
Guildford	a	1906k			1923	1936k					2003k		2023k		2033k			2050k	2103k		2123k		2133k			2203k		2223k
Brookwood	d	1902		1913		1930		1945				2006			2025	2036				2055	2106			2125	2136		2155	2206
Ash Vale	d					1937						2014				2044				2114				2144			2214	
<b>Aldershot</b>	d					1943						2020				2050				2120				2150			2220	
Farnham	a					1948						2025				2055				2125				2155			2225	
Farnham	d					1949						2026				2056				2126				2156			2226	
Bentley	d					1955						2032				2102				2132				2202			2232	
<b>Alton</b>	a					2004						2039				2110				2139				2210			2239	
Farnborough	d	1910		1920		1931		1945	1953					2013	2033		2045		2103			2113	2133			2203		
Fleet	d	1915		1926		1937			1958					2019	2038				2108			2119	2138			2208		
Winchfield	d	1921		1931		1942			2004						2044				2114			2144			2214			
Hook	d	1925		1936		1947			2009						2048				2118			2148			2218			
<b>Basingstoke</b>	a	1934		1947		1959		1958	2016					2031	2058		2058		2128			2131	2158			2228		

Late night and weekend trains may be subject to alteration due to engineering works. Please check at [southwesttrains.co.uk](http://southwesttrains.co.uk) before travelling.

# Monday to Friday London Waterloo and Woking to Alton and Basingstoke (Suburban Services)

Notes											T					M		Z	TZ		G								
<b>London Waterloo</b>	d	2139	2142	2153	2150	2212	2223	2220	2239	2242	2253		2250	2312	2323	2335	2320	2348	0005k		0009	0105							
Vauxhall	d			2154	2219	2223	2224	2224					2254		2323	2335	2324				0013	0109							
Clapham Junction	d	2146u		2200u	2159	2219u	2230u	2229	2246u	2249u	2300u		2259	2319u	2330u	2342u	2329	2355u	0012k		0020	0115							
Earlsfield	d			2202	2227	2241	2232	2232					2302				2332				0023								
Wimbledon	d			2206	2227	2241	2236	2236					2306				2336		0018k		0027	0127s							
<b>Surbiton</b>	d		2200	2211	2214	2230	2244	2244		2300	2311		2314	2338	2341		2344	0009	0009k		0035	0135s							
Esher	d				2218			2248					2318				2348								0039s				
Hersham	d				2221			2251					2321				2351								0042s				
Walton-on-Thames	d		2207		2224	2237	2254	2254		2307			2324	2345			2354		0016	0016k					0044s				
Weybridge	d		2211		2227	2241	2257	2257		2311			2327	2349			2357		0020	0020k					0048s				
Byfleet & New Haw	d				2230			2300					2330				0001	0006							0051s				
West Byfleet	d			2221	2233		2251	2303			2321		2333		2355		0003	0009							0054s				
<b>Woking</b>	a		2218	2229	2237	2248	2259	2308		2318	2329		2338	2355	2359	0001	0008	0015	0026						0058	0148			
<b>Woking</b>	d		2219	2230	2239	2249	2300			2319	2330			2357	0001	0003		0028	0040						0100	0149			
Worplesdon	a							2317k																					
Guildford	a		2233k		2247	2303k		2323k					2351k				0017k	0024k							0107				
Brookwood	d		2225	2236		2255	2306			2325	2336			0003	0007				0034	0045									
Ash Vale	d			2244			2314					2344	2349		0015					0053	0057								
<b>Aldershot</b>	d			2250			2320					2350	2355		0020					0059	0102s								
Farnham	a			2255			2325					2355	0003		0025					0104	0111								
Farnham	d			2256			2326					2358			0026					0105									
Bentley	d			2302			2333					0004			0033					0111s									
<b>Alton</b>	a			2310			2340					0011			0040					0118									
Farnborough	d	2213	2233			2303			2316	2333				0010		0014		0041							0158s				
Fleet	d	2219	2238			2308			2321	2338				0016		0020		0047							0204s				
Winchfield	d		2244			2314				2344				0021				0052s											
Hook	d		2248			2318				2348				0026				0057s											
<b>Basingstoke</b>	a	2231	2258			2327			2333	2357				0033		0033		0106								0216			

Late night and weekend trains may be subject to alteration due to engineering works.  
Please check at [southwesttrains.co.uk](http://southwesttrains.co.uk) before travelling.

# Saturday

## London Waterloo and Woking to Alton and Basingstoke (Suburban Services)

Notes	Z	TZ																									
<b>London Waterloo</b>	d	0005k		0009	0105	0500		0520		0550	0612		0620	0642	0653	0650	0712	0723	0720	0739	0742	0753	0809	0750	0812	0823	0820
Vauxhall	d			0013	0109	0504		0524		0554			0624			0654			0724				0754		0812	0823	0824
Clapham Junction	d	0012k		0020	0115	0511		0529		0559	0619u		0629	0649u	0700u	0659	0720u	0730u	0729	0746u		0800u		0759	0819u		0829
Earlsfield	d			0023		0514		0532		0602			0632			0702			0732					0802			0832
Wimbledon	d	0018k		0027	0120s	0518		0536		0606			0636			0706			0736					0806			0836
<b>Surbiton</b>	d	0009k		0035	0128s	0526		0544		0614	0630		0644	0700	0711	0714	0731	0741	0744		0800	0811		0814	0830	0841	0844
<b>Esher</b>	d			0039s		0530		0548		0618			0648			0718			0748					0818			0848
Hersham	d			0042s		0533		0551		0621			0651			0721			0751					0821			0851
Walton-on-Thames	d	0016k		0044s		0537		0554		0624	0637		0654	0707		0724	0738		0754		0807			0824	0837		0854
Weybridge	d	0020k		0048s		0541		0557		0627	0641		0657	0711		0727	0742		0757		0811			0827	0841		0857
Byfleet & New Haw	d			0051s		0544		0600		0630			0700			0730			0800					0830			0900
West Byfleet	d			0054s		0547		0603		0633			0703	0721	0733		0751	0803			0821			0833		0851	0903
<b>Woking</b>	a			0058	0141	0551		0608		0638	0648		0708	0718	0726	0738	0748	0759	0808		0818	0829	0833	0838	0848	0859	0908
<b>Woking</b>	d	0040		0100	0142	0553	0602	0613	0619	0630		0649	0700		0719	0730		0750	0800			0819	0830	0835		0849	0900
Worplesdon	a							0617						0717k						0817k							0917k
Guildford	a			0107		0600		0623		0651k				0723k		0751k	0803k		0823k		0833k			0850k	0903k		0923k
<b>Brookwood</b>	d	0045				0608		0625	0636		0655	0706		0725	0736		0756	0806			0825	0836			0855	0906	
<b>Ash Vale</b>	d	0053	0057			0616		0644		0714			0744			0814								0844			0914
<b>Aldershot</b>	d	0059	0102s			0621		0650		0720			0750			0820								0850			0920
Farnham	a	0104	0111			0627		0655		0725			0755			0825								0855			0925
Farnham	d	0105				0627		0656		0726			0756			0826								0856			0926
Bentley	d	0111s				0634		0702		0732			0802			0832								0902			
<b>Alton</b>	a	0118				0641		0710		0740			0810			0839								0910			0937
<b>Farnborough</b>	d			0151s				0633		0703			0733			0803				0813	0833			0845			0903
Fleet	d			0157s				0638		0708			0738			0809				0819	0838			0845			0908
Winchfield	d							0643		0714			0744			0814					0844			0845			0914
Hook	d							0648		0718			0748			0819					0848			0845			0918
<b>Basingstoke</b>	a			0209				0658		0728			0758			0828				0831	0858			0858			0928

Late night and weekend trains may be subject to alteration due to engineering works.  
Please check at [southwesttrains.co.uk](http://southwesttrains.co.uk) before travelling.



# Saturday

## London Waterloo and Woking to Alton and Basingstoke (Suburban Services)

Notes																												
<b>London Waterloo</b>	d	1742	1753	1809	1750	1812	1823	1820	1839	1842	1853	1909	1850	1912	1923	1920	1939	1942	1953	2009	1950	2012	2023	2020	2039	2042	2053	2050
Vauxhall	d				1754			1824					1854			1924					1954			2024			2054	
Clapham Junction	d		1800u		1759	1819u		1829	1846u		1900u		1859	1919u		1929	1946u		2000u		1959	2019u		2029	2046u		2100u	2059
Earlsfield	d				1802			1832					1902			1932					2002			2032			2102	
Wimbledon	d				1806			1836					1906			1936					2006			2036			2106	
<b>Surbiton</b>	d	1800	1811		1814	1830	1841	1844		1900	1911		1914	1930	1941	1944		2000	2011		2014	2030	2041	2044		2100	2111	2114
Esher	d				1818			1848					1918			1948					2018			2048				2118
Hersham	d				1821			1851					1921			1951					2021			2051				2121
Walton-on-Thames	d	1807			1824	1837		1854		1907			1924	1937		1954		2007			2024	2037		2054			2107	2124
Weybridge	d	1811			1827	1841		1857		1911			1927	1941		1957		2011			2027	2041		2057		2111		2127
Byfleet & New Haw	d				1830			1900					1930			2000					2030			2100				2130
West Byfleet	d		1821		1833		1851	1903			1921		1933		1951	2003			2021		2033		2051	2103			2121	2133
<b>Woking</b>	a	1818	1829	1833	1838	1848	1859	1908		1918	1929	1933	1938	1948	1959	2008		2018	2029	2033	2038	2048	2059	2108		2118	2129	2138
<b>Woking</b>	d	1819	1830	1835		1849	1900			1919	1930	1935		1949	2000			2019	2030	2035		2049	2100			2119	2130	
Worplesdon	a							1917k								2017k								2117k				2130
Guildford	a	1833k			1850k	1903k		1923k		1933k			1950k	2003k		2023k		2033k			2050k	2103k		2123k		2133k		
Brookwood	d	1825	1836			1855	1906			1925	1936			1955	2006			2025	2036			2055	2106			2125	2136	
Ash Vale	d		1844				1914					1944			2014					2044			2114				2144	
<b>Aldershot</b>	d		1850				1920					1950			2020					2050			2120				2150	
Farnham	a		1855				1925					1955			2025					2055			2125				2155	
Farnham	d		1856				1926					1956			2026					2056			2126				2156	
Bentley	d		1902				1932					2002			2032					2102			2132				2202	
<b>Alton</b>	a		1910				1939					2010			2039					2110			2139				2210	
Farnborough	d	1833		1845		1903			1913	1933		1945			2003		2013	2033		2045		2103			2113	2133		
Fleet	d	1838				1908			1919	1938					2008		2019	2038			2108			2119	2138			
Winchfield	d	1844				1914				1944					2014			2044			2114				2144			
Hook	d	1848				1918				1948					2018			2048			2118				2148			
<b>Basingstoke</b>	a	1858		1858		1928			1931	1958		1958			2028		2031	2058		2058		2128			2131	2158		

Late night and weekend trains may be subject to alteration due to engineering works.  
Please check at [southwesttrains.co.uk](http://southwesttrains.co.uk) before travelling.





Notes	Z	T Z					R		S		M		S		M		S		M		S												
<b>London Waterloo</b>	d	0005k		0009	0105			0710		0740			0807		0810		0840		0907		0910		0940		1007		1010		1040		1107		1110
Vauxhall	d			0013	0109			0714		0744			0814		0814		0844		0914		0914		0944		1014		1014		1044		1107		1114
Clapham Junction	d	0012k		0020	0115			0719		0749			0815		0819		0849		0915		0919		0949		1015		1019		1049		1115		1119
Earlsfield	d			0023				0722		0752			0822		0822		0852		0922		0922		0952		1022		1022		1052		1107		1122
Wimbledon	d	0018k		0027	0127s			0726		0756			0822		0826		0856		0922		0926		0956		1022		1026		1056		1122		1126
<b>Surbiton</b>	d	0009k		0035	0135s			0735		0805			0830		0835		0905		0930		0935		1005		1030		1035		1105		1130		1135
Esher	d			0039s				0739		0809			0839		0839		0909		0939		0939		1009		1039		1039		1109		1139		1139
Hersham	d			0042s				0742		0812			0842		0842		0912		0942		0942		1012		1042		1042		1112		1142		1142
Walton-on-Thames	d	0016k		0044s				0745		0815			0845		0845		0915		0945		0945		1015		1045		1045		1115		1145		1145
Weybridge	d	0020k		0048s				0749		0819			0849		0849		0919		0949		0949		1019		1049		1049		1119		1149		1149
Byfleet & New Haw	d			0051s				0751	0802	0821			0851	0902	0921		0951	1002	1021		1021		1051	1102	1121		1051	1102	1121		1151		1151
West Byfleet	d			0054s				0754	0805	0824			0854	0905	0924		0954	1005	1024		1024		1054	1105	1124		1054	1105	1124		1154		1154
<b>Woking</b>	a			0058	0148			0759	0811	0829			0859	0911	0929		0942		0959	1011	1029		1042		1059	1111	1129		1142		1159		1159
<b>Woking</b>	d	0040		0100	0149	0746	0749	0805		0832	0846	0849	0902		0932	0946	0949	1002		1035		1046	1049	1105		1135		1146	1149	1205		1205	
Worplesdon	a			0107				0814		0840			0910		0940			1010		1044		1044		1114		1144		1144		1214		1214	
Guildford	a																																
Brookwood	d	0045				0751	0755				0851	0855				0951	0955					1051	1055					1151	1155				
Ash Vale	d	0053	0057				0803					0903					1003						1103							1203			
<b>Aldershot</b>	d	0059	0102s				0808					0908					1008						1108							1208			
Farnham	a	0104	0111				0813					0913					1013						1113							1213			
Farnham	d	0105					0814					0914					1014						1114							1214			
Bentley	d	0111s					0824					0924					1024						1124							1224			
<b>Alton</b>	a	0118					0831					0931					1031						1131							1231			
Farnborough	d			0158s	0759						0859						0959						1059							1159			
Fleet	d			0204s	0804						0904						1004						1104							1204			
Winchfield	d				0810						0910						1010						1110							1210			
Hook	d				0814						0914						1014						1114							1214			
<b>Basingstoke</b>	a			0216	0821						0921						1021						1121							1221			

Late night and weekend trains may be subject to alteration due to engineering works.  
Please check at [southwesttrains.co.uk](http://southwesttrains.co.uk) before travelling.

# Sunday

## London Waterloo and Woking to Alton and Basingstoke (Suburban Services)

Notes	M	S	M	S	M	S	M	S	M	S	M	S	M	S	M	S													
<b>London Waterloo</b>	d	1140	1207	1210	1240	1307	1310	1340	1407	1410	1440	1507	1510	1537	1540	1607	1610												
Vauxhall	d	1144		1214	1244		1314		1344		1414		1444		1514		1614												
Clapham Junction	d	1149	1215	1219	1249	1315	1319	1349	1415	1419	1449	1515	1519	1546	1549	1615	1619												
Earlsfield	d	1152		1222	1252		1322		1352		1422		1452		1522		1622												
Wimbledon	d	1156	1222	1226	1256	1322	1326	1356	1422	1426	1456	1522	1526	1553	1556	1622	1626												
<b>Surbiton</b>	d	1205	1230	1235	1305	1330	1335	1405	1430	1435	1505	1530	1535	1602	1605	1630	1635												
Esher	d	1209		1239	1309		1339		1409		1439		1509		1539		1609												
Hersham	d	1212		1242	1312		1342		1412		1442		1512		1542		1612												
Walton-on-Thames	d	1215		1245	1315		1345		1415		1445		1515		1545	1609	1615												
Weybridge	d	1219		1249	1319		1349		1419		1449		1519		1549	1613	1619												
Byfleet & New Haw	d	1202	1221	1251	1302	1321		1351	1402	1421		1451	1502	1521		1551	1602												
West Byfleet	d	1205	1224	1254	1305	1324		1354	1405	1424		1454	1505	1524		1554	1605												
<b>Woking</b>	a	1211	1229	1242	1259	1311	1329	1342	1359	1411	1429	1442	1459	1511	1529	1542	1559	1611											
<b>Woking</b>	d	1235	1246	1249	1305		1335	1346	1349	1405		1435	1446	1449	1505		1535	1546	1549	1605		1623	1626	1635	1646	1649	1705		
Worplesdon	a																												
Guildford	a	1244			1314		1344			1414			1444			1514		1544			1614				1644		1674	1714	
Brookwood	d		1251	1255				1351	1355				1451	1455						1551	1555				1628	1632		1651	1655
Ash Vale	d			1303					1403				1503							1603								1703	
<b>Aldershot</b>	d			1308					1408				1508							1608								1708	
Farnham	a			1313					1413				1513							1613								1713	
Farnham	d			1314					1414				1514							1614								1714	
Bentley	d			1324					1424				1524							1624								1724	
<b>Alton</b>	a			1331					1431				1531							1631								1731	
Farnborough	d		1259					1359					1459							1559						1636		1659	
Fleet	d		1304					1404					1504							1604						1641		1704	
Winchfield	d		1310					1410					1510							1610								1710	
Hook	d		1314					1414					1514							1614								1714	
<b>Basingstoke</b>	a		1321					1421					1521							1621								1721	

Late night and weekend trains may be subject to alteration due to engineering works.  
Please check at [southwesttrains.co.uk](http://southwesttrains.co.uk) before travelling.

# Sunday

## London Waterloo and Woking to Alton and Basingstoke (Suburban Services)

Notes	M	S	S	S	M	S	S	S	M	S	S	S	M	S	S	S													
<b>London Waterloo</b>	d	1637	1640	1707	1710		1737	1740	1807	1810		1837	1840	1907	1910		1937	1940	2007										
Vauxhall	d		1644	1707	1714			1744	1807	1814			1844	1907	1914			1944											
Clapham Junction	d	1646	1649	1715	1719		1746	1749	1815	1819		1846	1849	1915	1919		1946	1949	2015										
Earlsfield	d		1652	1715	1722			1752	1815	1822			1852	1915	1922			1952											
Wimbledon	d	1653	1656	1722	1726		1753	1756	1822	1826		1853	1856	1922	1926		1953	1956	2022										
<b>Surbiton</b>	d	1702	1705	1730	1735		1802	1805	1830	1835		1902	1905	1930	1935		2002	2005	2030										
Esher	d			1709	1739			1809		1839			1909		1939			2009											
Hersham	d			1712	1742			1812		1842			1912		1942			2012											
Walton-on-Thames	d		1709	1715	1745		1809	1815		1845		1909	1915		1945		2009	2015											
Weybridge	d		1713	1719	1749		1813	1819		1849		1913	1919		1949		2013	2019											
Byfleet & New Haw	d	1702		1721	1751	1802		1821		1851	1902		1921		1951	2002		2021											
West Byfleet	d	1705		1724	1754	1805		1824		1854	1905		1924		1954	2005		2024											
<b>Woking</b>	a	1711	1719	1729	1742	1811		1819	1829	1842	1859	1911		1919	1929	1959	2011	2019	2029	2042									
<b>Woking</b>	d		1723	1726	1735	1746	1749	1805		1823	1826	1835	1846	1849	1905		1923	1926	1935	1946	1949	2005		2023	2026	2035	2046	2049	
Worplesdon	a			1744		1814				1844				1914		1944						2014				2044			
Guildford	a																												
Brookwood	d		1728	1732		1751	1755			1828	1832		1851	1855			1928	1932		1951	1955				2028	2032		2051	2055
Ash Vale	d			1740		1803				1840			1903			1940		2003										2103	
<b>Aldershot</b>	d			1746		1808				1846			1908			1946		2008										2108	
Farnham	a			1751		1813				1851			1913			1951		2013										2113	
Farnham	d			1755		1814				1855			1914			1955		2014										2114	
Bentley	d				1824								1924					2024										2124	
<b>Alton</b>	a			1807		1831				1907			1931					2031										2131	
Farnborough	d		1736			1759				1836			1859			1936		1959										2059	
Fleet	d		1741			1804				1841			1904			1941		2004										2104	
Winchfield	d					1810							1910					2010										2110	
Hook	d					1814							1914					2014										2114	
<b>Basingstoke</b>	a		1754			1821				1854			1921			1954		2021										2121	

Late night and weekend trains may be subject to alteration due to engineering works.  
Please check at [southwesttrains.co.uk](http://southwesttrains.co.uk) before travelling.

# Sunday




## London Waterloo and Woking to Alton and Basingstoke (Suburban Services)

Notes		M	S		S		M	S		S	T		M	S		S		M	S				
<b>London Waterloo</b>	d	2010		2037	2040	2107	2110		2137	2140	2207		2210		2237	2240	2307	2310		2340	0105		
Vauxhall	d	2014			2044		2114			2144			2214			2244		2314		2344	0109		
Clapham Junction	d	2019		2046	2049	2115	2119		2146	2149	2215		2219		2246	2249	2315	2319		2349	0115		
Earlsfield	d	2022			2052		2122			2152			2222			2252		2322			2352		
Wimbledon	d	2026		2053	2056	2122	2126		2153	2156	2222		2226		2253	2256	2322	2326		2356	0127s		
<b>Surbiton</b>	d	2035		2102	2105	2130	2135		2202	2205	2230		2235		2302	2305	2330	2335		0005	0135s		
Esher	d	2039			2109		2139			2209			2239			2309		2339		0009			
Hersham	d	2042			2112		2142			2212			2242			2312		2342		0012			
Walton-on-Thames	d	2045		2109	2115		2145		2209	2215			2245		2309	2315		2345		0015			
Weybridge	d	2049		2113	2119		2149		2213	2219			2249		2313	2319		2349		0019			
Byfleet & New Haw	d	2051	2102		2121		2151	2202		2221			2251	2302		2321		2351	0002	0021			
West Byfleet	d	2054	2105		2124		2154	2205		2224			2254	2305		2324		2354	0005	0024			
<b>Woking</b>	a	2059	2111	2119	2129	2142	2159	2211	2219	2229	2242		2259	2311	2319	2329	2342	2359	0011	0030	0148		
<b>Woking</b>	d	2105		2123	2126	2135	2146	2149	2205	2223	2226	2235	2246	2249	2305	2323	2326	2335	2346	2349	0005	0035	0149
Worplesdon	a																						
Guildford	a	2114			2144		2214					2244			2313		2345				0013		
Brookwood	d			2128	2132		2151	2155		2228	2232		2251	2255		2328	2332		2351	2355		0041	
Ash Vale	d				2140		2203			2240			2303	2336		2340		0003		0048			
<b>Aldershot</b>	d				2146		2208			2246			2308	2342		2348		0008		0054			
Farnham	a				2151		2213			2251			2313	2347		2354		0013		0059			
Farnham	d				2155		2214			2255			2314			2355		0014					
Bentley	d						2224						2324					0024					
<b>Alton</b>	a				2207		2231			2307			2331			0007		0031					
Farnborough	d			2136		2159			2236			2259			2336		2359				0158s		
Fleet	d			2141		2204			2241			2304			2341		0004				0204s		
Winchfield	d					2210						2310					0010						
Hook	d					2214						2314					0014						
<b>Basingstoke</b>	a			2154		2221			2254			2321			2354		0021				0216		




Late night and weekend trains may be subject to alteration due to engineering works.  
Please check at [southwesttrains.co.uk](http://southwesttrains.co.uk) before travelling.

## Guide to notes and symbols

- MX** Does NOT run Monday morning.
- 1st Class accommodation available.
- ★ Passengers travelling with cycles may not join or leave services at stations with train times shown in red.
- Passengers travelling with cycles may not join connecting trains between Woking, Worplesdon and Guildford.
- a Arrival time.
- b Arrives Alton 1037 until 5 October.
- c Arrives Alton 1010 until 6 October.
- d Departure time.
- g Arrives London Waterloo 3 minutes earlier until 6 October.
- h Arrives London Waterloo 0654 until 6 October.
- k Change at Woking.
- r Change at Surbiton.
- s Stops to let passengers leave train only.
- t From 1625 arrives London Waterloo 4 minutes earlier.
- u Stops to let passengers join train only.

- B** To London Waterloo via Staines (see Pocket timetable 16).
- C** To Guildford (see pocket timetable 12).
- D** From Guildford (see pocket timetable 12).
- G** Friday night arrives Wimbledon 0120s, Surbiton 0128s, Farnborough 0151s, Fleet 0157s, Basingstoke 0209.
- M** From London Waterloo via Staines (see pocket timetable 16).
- R** From Staines (see pocket timetable 16).
- S** Train divides at Woking - Front portion continues to Basingstoke. Rear portion continues to Alton.
- T** From Ascot (see pocket timetable 12).
- Z** **Service will be retimed during Olympic and Paralympic Games. Please see separate publicity nearer the time.**
-  Interchange for Mid-Hants Steam Railway. Visit [www.watercressline.co.uk](http://www.watercressline.co.uk).
-  Car Park.
-  Interchange for Tramlink service to Croydon.

All services in this timetable are operated by South West Trains.

























-  Interchange for London Underground. Visit [www.tfl.gov.uk](http://www.tfl.gov.uk) for details.
- ← Railair coach link to Heathrow Airport.
- † Station closed on Sundays.
- Ⓢ Minimum number of minutes you should allow to change trains at this station.
- #6 Number of pocket timetable which shows faster services between this station, Clapham Junction and London Waterloo.
- ↳ Continued in later column.
- ↩ Continued from earlier column.
-  Train attaches to another.
-  Train divides.

### The Alton Line Users' Association

Founded in 1974 to represent passengers who travel from Alton, Bentley, Farnham, Aldershot and Ash Vale Stations.  
Annual subscription: £3.  
If you would like to join please contact Paul Barber  
41 Cherry Way  
Alton, Hants, GU34 2AX  
[plovers@gn.apc.org](mailto:plovers@gn.apc.org)

## Station Information

See notes for explanation of symbols.

Basingstoke			#21
Hook			
Winchfield			
Fleet			
Farnborough			
Alton			
Bentley			
Farnham			
Aldershot		④	
Ash Vale			
Brookwood		③	
Guildford			#6
Worplesdon		†	
Woking		←	#6
West Byfleet			
Byfleet & New Haw			
Weybridge			
Walton-on-Thames			
Hersham			
Esher			
Surbiton		⑥	
Wimbledon		 	⑥
Earlsfield			
Clapham Junction		⑩	
Vauxhall			
London Waterloo		⑮	