

9

Twickenham and Richmond to London Waterloo

TRAIN TIMES

11 December 2016 to 20 May 2017

- 
- London Waterloo
 - Vauxhall
 - Queenstown Road
 - Clapham Junction
 - Wandsworth Town
 - Putney
 - Barnes
 - Mortlake
 - North Sheen
 - Richmond
 - St Margarets
 - Twickenham
 - Whitton

**WATERLOO &
SOUTH WEST
UPGRADE**

Summer 2017

See inside for more information.

**ADVANCE
INFORMATION**

SOUTH WEST TRAINS
On board with you

MONDAY TO FRIDAY

Whitton, Twickenham, Richmond and Barnes to London Waterloo

Notes									□		★	★	★	★	□	★	★	□	★	★	★	□	□	★	★	★	★		
Whitton	d	0510			0549			0620						0653					0720				0730				0750		
Twickenham	d	0513		0543	0553		0613	0623		0641		0643	0653	0658	0711		0713	0718	0723		0727	0733	0741		0743	0753		0757	
St Margarets	d	0515		0545			0615					0645		0700			0715				0729				0745		0759		
Richmond	d	0519		0549	0558		0619	0628		0645		0649	0658	0704	0715		0719	0724	0728		0732	0738	0745		0748	0758		0802	
North Sheen	d	0521		0551			0621					0651		0706			0721				0734				0750		0804		
Mortlake	d	0523		0553			0623					0653		0708			0723				0737				0753		0807		
Barnes	d	0526	0549	0556		0619	0626		0634		0649	0656		0704	0711		0719	0726			0734	0740			0749	0756		0804	0810
Putney	d	0529	0552	0559	0604	0622	0629	0634	0637	0652	0652	0659	0704	0707	0714	0722	0722	0729		0734	0737	0743			0752	0759	0804	0807	0813
Wandsworth Town	d	0532	0555	0602		0625	0632		0640		0655	0702		0710	0717		0725	0732			0740	0746			0755	0802		0810	0816
Clapham Junction	a	0535	0558	0605	0608	0628	0635	0638	0643	0656	0658	0705	0708	0713	0720	0726	0728	0735	0732	0738	0743	0748	0746	0753	0758	0804	0808	0813	0818
Queenstown Road	a	0538	0601	0608		0631	0638		0646		0701	0708		0716	0723		0731	0738			0746	0752			0801	0808		0816	0822
Vauxhall	a	0541	0604	0611	0614	0634	0641	0644	0649		0704	0711	0714	0719	0726		0734	0741	0738	0744	0749	0755	0752		0804	0811	0814	0819	0825
London Waterloo	a	0546	0609	0616	0619	0639	0646	0649	0656	0707	0711	0718	0721	0728	0734	0737	0742	0748	0746	0751	0757	0804	0759	0806	0810	0818	0821	0827	0834

Notes	□	□	★	★	□	★	★	★	□	★	□	★	★	★	★	□	★	★	★	★		□								
Whitton	d	0800				0820			0830	0833				0850			0853			0920		0923				0950		0953		
Twickenham	d	0803	0809		0813	0818	0823		0827	0833	0837	0841		0843	0853		0858	0911		0913	0923		0928	0941		0943	0953	0958		
St Margarets	d				0815				0829					0845			0900			0915		0930			0945		1000			
Richmond	d	0808	0814		0819	0824	0828		0832	0838	0842	0845		0849	0858		0904	0915		0919	0928		0934	0945		0949	0958	1004		
North Sheen	d				0821				0834					0851			0906			0921		0936			0951		1006			
Mortlake	d				0823				0837					0853			0908			0923		0938			0953		1008			
Barnes	d				0819	0826			0834	0840				0849	0856		0904	0911		0919	0926		0934	0941		0949	0956		1004	1011
Putney	d				0822	0829		0834	0837	0843		0848		0852	0859	0904	0907	0914		0922	0929	0934	0937	0944		0952	0959	1004	1007	1014
Wandsworth Town	d				0825	0832			0840	0846		0851		0855	0902		0910	0917		0925	0932		0940	0947		0955	1002		1010	1017
Clapham Junction	a	0816	0822	0828	0835	0832	0838	0843	0848	0846	0854	0853	0858	0905	0908	0913	0920	0923	0928	0935	0938	0943	0950	0953	0958	1005	1008	1013	1020	
Queenstown Road	a				0831	0838			0846	0852				0901	0908		0916	0923		0931	0938		0946	0953		1001	1008		1016	1023
Vauxhall	a	0822		0834	0841	0838	0844	0849	0855	0852	0901		0904	0911	0914	0919	0926		0934	0941	0944	0949	0956		1004	1011	1014	1019	1026	
London Waterloo	a	0829	0836	0842	0849	0846	0851	0858	0904	0900	0913	0906	0913	0918	0921	0928	0934	0936	0943	0948	0951	0958	1002	1004	1011	1016	1019	1026	1032	

Late night and weekend trains may be altered. Please check southwesttrains.co.uk before travelling.

For guide to notes and symbols see end of timetable.

MONDAY TO FRIDAY

Whitton, Twickenham, Richmond and Barnes to London Waterloo

Notes																													
Whitton	d			1020			1026			1050			1056			1120		1123			1150		1153						
Twickenham	d	1011		1013	1023	1027	1028	1041		1043	1053	1057	1058	1111		1113	1123	1128	1141		1143	1153	1158	1211					
St Margarets	d			1015			1030			1045			1100			1115		1130			1145		1200						
Richmond	d	1015		1019	1028	1032	1034	1045		1049	1058	1102	1104	1115		1119	1128	1134	1145		1149	1158	1204	1215					
North Sheen	d			1021			1036			1051			1106			1121		1136			1151		1206						
Mortlake	d			1023			1038			1053			1108			1123		1138			1153		1208						
Barnes	d		1019	1026			1034	1041		1049	1056			1104	1111		1119	1126		1134	1141		1149	1156	1204	1211		1219	
Putney	d		1022	1029	1034		1037	1044		1052	1059	1104		1107	1114		1122	1129	1134	1137	1144		1152	1159	1204	1207	1214	1222	
Wandsworth Town	d		1025	1032			1040	1047		1055	1102			1110	1117		1125	1132		1140	1147		1155	1202	1210	1217		1225	
Clapham Junction	a	1023	1028	1035	1038	1041	1043	1050	1053	1058	1105	1108	1111	1113	1120	1123	1128	1135	1138	1143	1150	1153	1158	1205	1208	1213	1220	1223	1228
Queenstown Road	a		1031	1038			1047	1053		1101	1108			1117	1123		1131	1138		1146	1153		1201	1208		1216	1223	1231	
Vauxhall	a		1034	1041	1044		1050	1056		1104	1111		1114	1120	1126		1134	1141	1144	1149	1156		1204	1211	1214	1219	1226	1234	
London Waterloo	a	1034	1041	1046	1049	1053	1056	1102	1104	1111	1116	1119	1125	1127	1132	1134	1142	1146	1149	1156	1202	1204	1211	1216	1219	1226	1232	1234	1242

Notes																													
Whitton	d		1220		1223			1250			1253			1320		1323			1350		1353						1420		1423
Twickenham	d	1213	1223		1228	1241		1243	1253		1258	1311		1313	1323		1328	1341		1343	1353		1358	1411		1413	1423		1428
St Margarets	d	1215			1230			1245			1300			1315		1330			1345			1400				1415			1430
Richmond	d	1219	1228		1234	1245		1249	1258		1304	1315		1319	1328		1334	1345		1349	1358		1404	1415		1419	1428		1434
North Sheen	d	1221			1236			1251			1306			1321		1336			1351			1406				1421			1436
Mortlake	d	1223			1238			1253			1308			1323		1338			1353			1408				1423			1438
Barnes	d	1226		1234	1241		1249	1256		1304	1311		1319	1326		1334	1341		1349	1356		1404	1411		1419	1426		1434	1441
Putney	d	1229	1234	1237	1244		1252	1259	1304	1307	1314		1322	1329	1334	1337	1344		1352	1359	1404	1407	1414		1422	1429	1434	1437	1444
Wandsworth Town	d	1232		1240	1247		1255	1302		1310	1317		1325	1332		1340	1347		1355	1402		1410	1417		1425	1432		1440	1447
Clapham Junction	a	1235	1238	1243	1250	1253	1258	1305	1308	1313	1320	1323	1328	1335	1338	1343	1350	1353	1358	1405	1408	1413	1420	1423	1428	1435	1438	1443	1450
Queenstown Road	a	1238		1246	1253		1301	1308		1316	1323		1331	1338		1346	1353		1401	1408		1416	1423		1431	1438		1446	1453
Vauxhall	a	1241	1244	1249	1256		1304	1311	1314	1319	1326		1334	1341	1344	1349	1356		1404	1411	1414	1419	1426		1434	1441	1444	1449	1456
London Waterloo	a	1246	1249	1256	1302	1304	1311	1316	1319	1326	1332	1334	1341	1346	1349	1356	1402	1404	1411	1416	1419	1426	1432	1434	1441	1446	1449	1456	1502

Late night and weekend trains may be altered. Please check southwesttrains.co.uk before travelling.

For guide to notes and symbols see end of timetable.

MONDAY TO FRIDAY

Whitton, Twickenham, Richmond and Barnes to London Waterloo

Notes	□						□						□					□					□							
Whitton	d			1450		1453				1520		1523			1550		1553			1620		1623				1650				
Twickenham	d	1441		1443	1453	1458	1511		1513	1523		1528	1541		1543	1553	1558	1611		1613	1623		1628	1641		1643	1653			
St Margarets	d			1445		1500				1515		1530			1545		1600			1615		1630				1645				
Richmond	d	1445		1449	1458	1504	1515		1519	1528		1534	1545		1549	1558	1604	1615		1619	1628		1634	1645		1649	1658			
North Sheen	d			1451		1506				1521		1536			1551		1606			1621		1636				1651				
Mortlake	d			1453		1508				1523		1538			1553		1608			1623		1638				1653				
Barnes	d			1449	1456		1504	1511		1519	1526		1534	1541		1549	1556		1604	1611		1619	1626		1634	1641		1649	1656	
Putney	d			1452	1459	1504	1507	1514		1522	1529	1534	1537	1544		1552	1559	1604	1607	1614		1622	1629	1634	1637	1644		1652	1659	1705
Wandsworth Town	d			1455	1502		1510	1517		1525	1532		1540	1547		1555	1602			1610	1617		1625	1632		1640	1647		1655	1702
Clapham Junction	a	1453	1458	1505	1508	1513	1520	1523	1528	1535	1538	1543	1550	1553	1558	1605	1608	1613	1620	1623	1628	1635	1638	1643	1650	1653	1658	1705	1709	
Queenstown Road	a			1501	1508		1516	1523		1531	1538		1546	1553		1601	1608			1616	1623		1631	1638		1646	1653		1701	1708
Vauxhall	a			1504	1511	1514	1519	1526		1534	1541	1544	1549	1556		1604	1611	1614	1619	1626		1634	1641	1644	1649	1656		1704	1711	1714
London Waterloo	a	1504	1511	1516	1519	1526	1532	1534	1541	1546	1549	1556	1602	1605	1611	1619	1619	1626	1632	1634	1641	1649	1649	1656	1702	1704	1711	1719	1719	

Notes			□					□						□				□		□						□			
Whitton	d			1653				1720		1723			1750		1753					1820				1823			1850		
Twickenham	d			1658	1711		1713	1723		1728	1741		1743	1753		1758	1803	1811		1813	1823		1828	1841		1843	1853		
St Margarets	d			1700			1715	1723		1730	1741		1745	1800	1805		1810	1811		1815			1830			1845			
Richmond	d			1704	1715		1719	1728		1734	1745		1749	1758		1804	1808	1815		1819	1828		1834	1845		1849	1858		
North Sheen	d			1706			1721	1728		1736	1745		1751	1806	1810		1813			1821			1836			1851			
Mortlake	d			1708			1723	1730		1738	1745		1753	1808	1813		1813			1823			1838			1853			
Barnes	d	1704	1711		1719	1726		1734	1741		1749	1756		1804	1811	1816		1819	1826		1834		1841		1849	1856		1904	
Putney	d	1707	1714		1722	1729	1734	1737	1744		1752	1759	1804	1807	1814	1819		1822	1829	1834	1837	1839	1844		1852	1859	1904	1907	1909
Wandsworth Town	d	1710	1717		1725	1732		1740	1747		1755	1802		1810	1817		1825	1832		1840		1847		1855	1902		1910		
Clapham Junction	a	1713	1720	1723	1728	1735	1738	1743	1750	1753	1758	1805	1808	1813	1820	1823	1826	1828	1835	1838	1843	1843	1850	1853	1858	1905	1908	1913	1913
Queenstown Road	a	1716	1723		1731	1738		1746	1753		1801	1808		1816	1823		1831	1838		1846		1853		1901	1908		1916		
Vauxhall	a	1719	1726		1734	1741	1744	1749	1756		1804	1811	1814	1819	1826	1829	1834	1841	1844	1849		1856		1904	1911	1914	1919		
London Waterloo	a	1726	1732	1734	1741	1749	1749	1756	1802	1808	1811	1819	1819	1826	1832	1834	1838	1841	1849	1849	1856	1856	1902	1904	1911	1916	1919	1926	1928

Late night and weekend trains may be altered. Please check southwesttrains.co.uk before travelling.

For guide to notes and symbols see end of timetable.

MONDAY TO FRIDAY

Whitton, Twickenham, Richmond and Barnes to London Waterloo

Notes			□					□					□					□					□						
Whitton	d	1853				1920		1923			1950		1953			2020		2023			2050		2053						
Twickenham	d	1858	1911		1913	1923		1928	1941		1943	1953		1958	2011		2013	2023		2028	2041		2043	2053	2058	2111	2113		
St Margarets	d	1900			1915		1930		1945		1945		2000		2015		2030			2045		2045		2100		2115			
Richmond	d	1904	1915		1919	1928		1934	1945		1949	1958		2004	2015		2019	2028		2034	2045		2049	2058	2104	2115	2119		
North Sheen	d	1906			1921		1936		1951		1951		2006		2021		2036			2051			2106		2121				
Mortlake	d	1908			1923		1938		1953		1953		2008		2023		2038			2053			2108		2123				
Barnes	d	1911		1919	1926		1934	1941		1949	1956		2004	2011		2019	2026		2034	2041		2049	2056		2104	2111	2119	2126	
Putney	d	1914		1922	1929	1934	1937	1944		1952	1959	2004	2007	2014		2022	2029	2034	2037	2044		2052	2059	2104	2107	2114	2122	2129	
Wandsworth Town	d	1917		1925	1932		1940	1947		1955	2002		2010	2017		2025	2032		2040	2047		2055	2102	2104	2110	2117	2125	2132	
Clapham Junction	a	1920	1923	1928	1935	1938	1943	1950	1953	1958	2005	2008	2013	2020	2023	2028	2035	2038	2043	2050	2053	2058	2105	2108	2113	2120	2123	2128	2135
Queenstown Road	a	1923		1931	1938		1946	1953		2001	2008		2016	2023		2031	2038		2046	2053		2101	2108		2116	2123	2131	2138	
Vauxhall	a	1926		1934	1941	1944	1949	1956		2004	2011	2014	2019	2026		2034	2041	2044	2049	2056		2104	2111	2114	2119	2126	2134	2141	
London Waterloo	a	1932	1934	1941	1946	1949	1956	2002	2004	2010	2016	2019	2026	2032	2034	2041	2046	2049	2056	2102	2106	2111	2116	2119	2126	2132	2134	2141	2146

Notes				□					□					□				□				□			□		
Whitton	d	2120		2123			2150		2153			2220		2223		2250				2320							
Twickenham	d	2123		2128	2141		2143	2153		2158	2211		2213	2223		2228	2241	2243	2253		2311	2313	2323		2341	2343	0011
St Margarets	d			2130			2145		2200		2215		2230		2245						2315	2315			2345	2345	
Richmond	d	2128		2134	2145		2149	2158		2204	2215		2219	2228		2234	2245	2249	2258		2315	2319	2328		2345	2349	0015
North Sheen	d			2136			2151		2206		2221		2236		2251						2321				2351		
Mortlake	d			2138			2153		2208		2223		2238		2253						2323				2353		
Barnes	d		2134	2141		2149	2156		2204	2211		2219	2226		2234	2241		2256		2304		2326		2334		2356	
Putney	d	2134	2137	2144		2152	2159	2204	2207	2214		2222	2229	2234	2237	2244		2259	2304	2307		2329	2334	2337		2359	
Wandsworth Town	d		2140	2147		2155	2202		2210	2217		2225	2232		2240	2247		2302		2310		2332	2334	2337		2359	
Clapham Junction	a	2138	2143	2150	2153	2158	2205	2208	2213	2220	2223	2228	2235	2238	2243	2250	2253	2305	2308	2313	2323	2335	2338	2343	2353	0005	0023
Queenstown Road	a		2146	2153		2201	2208		2216	2223		2231	2238		2246	2253		2308		2316		2338		2346		0008	
Vauxhall	a	2144	2149	2156		2204	2211	2214	2219	2226		2234	2241	2244	2249	2256		2311	2314	2319		2341	2344	2349		0011	
London Waterloo	a	2149	2156	2202	2204	2211	2216	2219	2226	2232	2234	2241	2246	2249	2256	2302	2304	2316	2319	2326	2334	2347	2349	2356	0004	0016	0038

Late night and weekend trains may be altered. Please check southwesttrains.co.uk before travelling.

For guide to notes and symbols see end of timetable.

SATURDAY

Whitton, Twickenham, Richmond and Barnes to London Waterloo

								■					■						■					■					
Notes								■					■						■					■					
Whitton	d	0510		0549			0620			0650					0720			0750			0753			0820	0823				
Twickenham	d	0513	0543	0553		0613	0623		0641	0643	0653		0711	0713	0723		0741		0743	0753		0758	0811		0813	0823	0828	0828	0841
St Margarets	d	0515	0545			0615				0645					0715					0745		0800			0815		0830		
Richmond	d	0519	0549	0558		0619	0628		0645	0649	0658		0715	0719	0728		0745		0749	0758		0804	0815		0819	0828	0834	0845	
North Sheen	d	0521	0551			0621				0651					0721					0751		0806			0821		0836		
Mortlake	d	0523	0553			0623				0653					0723					0753		0808			0823		0838		
Barnes	d	0526	0556		0604	0626		0634		0656		0704		0726		0734		0749	0756		0804	0811		0819	0826		0834	0841	
Putney	d	0529	0559	0604	0607	0629	0634	0637		0659	0704	0707		0729	0734	0737		0752	0759	0804	0807	0814		0822	0829	0834	0837	0844	
Wandsworth Town	d	0532	0602		0610	0632		0640		0702		0710		0732		0740		0755	0802		0810	0817		0825	0832		0840	0847	
Clapham Junction	a	0535	0605	0608	0613	0635	0638	0643	0653	0705	0708	0713	0723	0735	0738	0743	0753	0758	0805	0808	0813	0820	0823	0828	0835	0838	0843	0850	0853
Queenstown Road	a	0538	0608		0616	0638		0646		0708		0716		0738		0746		0801	0808		0816	0823		0831	0838		0846	0853	
Vauxhall	a	0541	0611	0614	0619	0641	0644	0649		0711	0714	0719		0741	0744	0749		0804	0811	0814	0819	0826		0834	0841	0844	0849	0856	
London Waterloo	a	0546	0616	0619	0626	0646	0649	0656	0704	0716	0719	0726	0734	0746	0749	0756	0804	0811	0816	0819	0826	0832	0834	0841	0846	0849	0856	0902	0904

						■						■							■					■												
Notes						■						■							■					■												
Whitton	d			0850		0853				0920		0923			0950		0953																			
Twickenham	d		0843	0853		0858	0911		0913	0923		0928	0941		0943	0953		0958							1911		1913	1923	1928	1941	1943					
St Margarets	d		0845		0900				0915		0930			0945		1000											1915		1915	1923	1930	1945				
Richmond	d		0849	0858		0904	0915		0919	0928		0934	0945		0949	0958		1004									1915		1919	1928	1934	1945	1949			
North Sheen	d		0851		0906				0921		0936			0951		1006												1921		1936		1951				
Mortlake	d		0853		0908				0923		0938			0953		1008												1923		1938		1953				
Barnes	d	0849	0856		0904	0911		0919	0926		0934	0941		0949	0956		1004	1011																		
Putney	d	0852	0859	0904	0907	0914		0922	0929	0934	0937	0944		0952	0959	1004	1007	1014										1919	1926	1934	1941		1949	1956		
Wandsworth Town	d	0855	0902		0910	0917		0925	0932		0940	0947		0955	1002		1010	1017										1922	1929	1934	1937	1944		1952	1959	
Clapham Junction	a	0858	0905	0908	0913	0920	0923	0928	0935	0938	0943	0950	0953	0958	1005	1008	1013	1020										1925	1932	1940	1947		1955	2002		
Queenstown Road	a	0901	0908		0916	0923		0931	0938		0946	0953		1001	1008		1016	1023										1923	1928	1935	1938	1943	1950	1953	2001	2008
Vauxhall	a	0904	0911	0914	0919	0926		0934	0941	0944	0949	0956		1004	1011	1014	1019	1026											1931	1938	1946	1953		2001	2008	
London Waterloo	a	0911	0916	0919	0926	0932	0934	0941	0946	0949	0956	1002	1004	1011	1016	1019	1026	1032										1934	1941	1946	1949	1956	2002	2004	2011	2016

Late night and weekend trains may be altered. Please check southwesttrains.co.uk before travelling.

For guide to notes and symbols see end of timetable.

SATURDAY

Whitton, Twickenham, Richmond and Barnes to London Waterloo

Notes				□						□					□					□					□				
Whitton	d	1950		1953				2020		2023				2050		2053			2120		2123			2150		2153			
Twickenham	d	1953		1958	2011		2013	2023		2028	2041		2043	2053		2058	2111		2113	2123		2128	2141		2143	2153	2158	2211	
St Margarets	d			2000			2015			2030			2045		2100				2115		2130			2145		2200			
Richmond	d	1958		2004	2015		2019	2028		2034	2045		2049	2058		2104	2115		2119	2128		2134	2145		2149	2158	2204	2215	
North Sheen	d			2006			2021			2036			2051		2106				2121		2136			2151		2206			
Mortlake	d			2008			2023			2038			2053		2108				2123		2138			2153		2208			
Barnes	d		2004	2011		2019	2026		2034	2041		2049	2056		2104	2111		2119	2126		2134	2141		2149	2156		2204	2211	
Putney	d	2004	2007	2014		2022	2029	2034	2037	2044		2052	2059	2104	2107	2114		2122	2129	2134	2137	2144		2152	2159	2204	2207	2214	
Wandsworth Town	d		2010	2017		2025	2032		2040	2047		2055	2102		2110	2117		2125	2132		2140	2147		2155	2202	2210	2217		
Clapham Junction	a	2008	2013	2020	2023	2028	2035	2038	2043	2050	2053	2058	2105	2108	2113	2120	2123	2128	2135	2138	2143	2150	2153	2158	2205	2208	2213	2220	2223
Queenstown Road	a		2016	2023		2031	2038		2046	2053		2101	2108		2116	2123		2131	2138		2146	2153		2201	2208		2216	2223	
Vauxhall	a	2014	2019	2026		2034	2041	2044	2049	2056		2104	2111	2114	2119	2126		2134	2141	2144	2149	2156		2204	2211	2214	2219	2226	
London Waterloo	a	2019	2026	2032	2034	2041	2046	2049	2056	2102	2104	2111	2116	2119	2126	2132	2134	2141	2146	2149	2156	2202	2204	2213	2216	2219	2226	2232	2234

Notes					□					□				□	□														
Whitton	d			2220		2223			2250				2320																
Twickenham	d		2213	2223		2228	2241	2243	2253		2311	2313	2323		2341	2343	0011												
St Margarets	d		2215			2230		2245				2315		2345	2345														
Richmond	d		2219	2228		2234	2245	2249	2258		2315	2319	2328		2345	2349	0015												
North Sheen	d		2221			2236		2251				2321			2351														
Mortlake	d		2223			2238		2253				2323			2353														
Barnes	d	2219	2226		2234	2241		2256		2304		2326		2334		2356													
Putney	d	2222	2229	2234	2237	2244		2259	2304	2307		2329	2334	2337		2359													
Wandsworth Town	d	2225	2232		2240	2247		2302		2310		2332		2340		0002													
Clapham Junction	a	2228	2235	2238	2243	2250	2253	2305	2308	2313	2323	2335	2338	2343	2353	0005	0024												
Queenstown Road	a	2231	2238		2246	2253		2308		2316		2338		2346		0008													
Vauxhall	a	2234	2241	2244	2249	2256		2311	2314	2319		2341	2344	2349		0011													
London Waterloo	a	2241	2246	2249	2256	2302	2304	2317	2319	2326	2334	2346	2349	2356	0002	0016	0037												

Late night and weekend trains may be altered. Please check southwesttrains.co.uk before travelling.

For guide to notes and symbols see end of timetable.

SUNDAY

Whitton, Twickenham, Richmond and Barnes to London Waterloo

Notes				□				□		□			□			□		□			□			□					
Whitton	d		0728							0928				0957			1028			1057			1128			1157			
Twickenham	d	0703	0732		0753	0803	0832		0853	0903	0923	0932		0953	1001	1003	1023	1032		1053	1101	1103	1123	1132		1153	1201	1203	1223
St Margarets	d	0705	0734			0805	0834			0905		0934			1005		1034			1105		1134		1163		1205		1234	
Richmond	d	0709	0737		0757	0809	0837		0857	0909	0927	0937		0957	1005	1009	1027	1037		1057	1105	1109	1127	1137		1157	1205	1209	1227
North Sheen	d	0711	0739			0811	0839			0911		0939			1011		1039				1111		1139		1167		1211		1240
Mortlake	d	0713	0742			0813	0842			0913		0942			1013		1042				1113		1142		1170		1213		1242
Barnes	d	0716	0745	0753		0816	0845	0853		0916		0945	0953		1016		1045	1053			1116		1145	1153		1216		1245	
Putney	d	0719	0748	0756	0804	0819	0848	0856	0904	0919	0934	0948	0956	1004	1014	1019	1034	1048	1056	1104	1114	1119	1134	1148	1156	1204	1214	1219	1234
Wandsworth Town	d	0722	0751	0759		0822	0851	0859		0922		0951	0959		1022		1051	1059		1122		1151	1159		1222		1251		1280
Clapham Junction	a	0725	0753	0801	0808	0825	0853	0901	0908	0925	0938	0953	1001	1008	1018	1025	1038	1053	1101	1108	1118	1125	1138	1153	1201	1208	1218	1225	1238
Queenstown Road	a	0728	0757	0805		0828	0857	0905		0928		0957	1005		1028		1057	1105			1128		1157	1205		1228		1257	
Vauxhall	a	0731	0800	0808	0813	0831	0900	0908	0913	0931	0943	1000	1008	1013	1023	1031	1043	1100	1108	1113	1123	1131	1143	1200	1208	1213	1223	1231	1243
London Waterloo	a	0741	0806	0813	0823	0841	0906	0913	0923	0941	0953	1005	1013	1023	1029	1041	1053	1105	1113	1123	1129	1141	1153	1205	1213	1223	1229	1241	1253

Notes			□			□			□			□			□			□			□			□			□			
Whitton	d	1228			1257		1259			1328			1357		1359		1428			1457		1459	1501		1528			1557		1559
Twickenham	d	1232		1253	1301	1303		1323	1332		1353	1401	1403		1423	1432		1453	1501	1503		1504a	1523	1532		1553	1601	1603		1633
St Margarets	d	1234			1305	1305			1334			1405	1405		1424	1434			1505				1534	1534		1605		1634		1664
Richmond	d	1237		1257	1305	1309		1327	1337		1357	1405	1409		1427	1437		1457	1505	1509			1527	1537		1557	1605	1609		1639
North Sheen	d	1239			1311				1339			1411	1411		1439	1439			1511				1539	1539		1611		1640		1670
Mortlake	d	1242			1313				1342			1413	1413		1442	1442			1513				1542	1542		1613		1642		1672
Barnes	d	1245	1253			1316	1323		1345	1353			1416	1423		1445	1453			1516	1523			1545	1553		1616		1645	
Putney	d	1248	1256	1304	1314	1319	1326	1334	1348	1356	1404	1414	1419	1426	1434	1448	1456	1504	1514	1519	1526		1534	1548	1556	1604	1614	1619	1626	
Wandsworth Town	d	1251	1259			1322	1329		1351	1359			1422	1429		1451	1459			1522	1529			1551	1559		1622		1651	
Clapham Junction	a	1253	1301	1308	1318	1325	1331	1338	1353	1401	1408	1418	1425	1431	1438	1453	1501	1508	1518	1525	1531		1538	1553	1601	1608	1618	1625	1631	
Queenstown Road	a	1257	1305			1328	1335		1357	1405			1428	1435		1457	1505			1528	1535			1557	1605		1628		1657	
Vauxhall	a	1300	1308	1313	1323	1331	1338	1343	1400	1408	1413	1423	1431	1438	1443	1500	1508	1513	1523	1531	1538		1543	1600	1608	1613	1623	1631	1638	
London Waterloo	a	1305	1313	1323	1329	1341	1343	1353	1405	1413	1423	1429	1441	1443	1453	1505	1513	1518	1529	1536	1543		1548	1605	1613	1618	1629	1636	1643	

Late night and weekend trains may be altered. Please check southwesttrains.co.uk before travelling.

For guide to notes and symbols see end of timetable.

SUNDAY

Whitton, Twickenham, Richmond and Barnes to London Waterloo

Notes		□			□				and at the same minutes past each hour until		□			□				□						□		
Whitton	d	1601		1628		1657		1659		1901		1928		1957		1959	2001		2028		2057		2059	2101		
Twickenham	d	1604a	1623	1632		1653	1701	1703		1904a	1923	1932		1953	2001	2003		2028		2053	2101	2103		2104a	2123	
St Margarets	d			1634				1705				1934			2005			2034			2105					
Richmond	d		1627	1637		1657	1705	1709			1927	1937		1957	2005			2037		2057	2105	2109			2127	
North Sheen	d			1639				1711				1939			2011			2039			2111					
Mortlake	d			1642				1713				1942			2013			2042			2113					
Barnes	d			1645	1653			1716	1723			1945	1953			2016	2023		2045	2053			2116	2123		
Putney	d		1634	1648	1656	1704	1714	1719	1726		1934	1948	1956	2004	2014	2019	2026		2034	2048	2056	2104	2114	2119	2126	2134
Wandsworth Town	d			1651	1659			1722	1729			1951	1959		2022	2029			2051	2059			2122	2129		
Clapham Junction	a		1638	1653	1701	1708	1718	1725	1731		1938	1953	2001	2008	2018	2025	2031		2038	2053	2101	2108	2118	2125	2131	2138
Queenstown Road	a			1657	1705			1728	1735			1957	2005		2028	2035			2057	2105			2128	2135		
Vauxhall	a		1643	1700	1708	1713	1723	1731	1738		1943	2000	2008	2013	2023	2031	2038		2043	2100	2108	2113	2123	2131	2138	2143
London Waterloo	a		1648	1705	1713	1718	1729	1736	1743		1948	2005	2013	2018	2029	2036	2043		2048	2105	2113	2118	2129	2136	2143	2148

Notes			□			□			□			□			□											
Whitton	d	2128				2159	2201		2228			2259	2301		2328											
Twickenham	d	2132		2153	2203		2204a	2223	2232		2253	2303		2328												
St Margarets	d	2134			2205			2223	2234			2305		2332												
Richmond	d	2137		2157	2209			2227	2237		2257	2309		2327	2337											
North Sheen	d	2139			2211			2239				2311		2339												
Mortlake	d	2142			2213			2242				2313		2342												
Barnes	d	2145	2153		2216	2223		2245	2253		2316	2323		2345	2353											
Putney	d	2148	2156	2204	2219	2226		2234	2248	2256	2304	2319	2326	2334	2348	2356	0005									
Wandsworth Town	d	2151	2159		2222	2229		2251	2259		2322	2329		2351	2359											
Clapham Junction	a	2153	2201	2208	2225	2231		2238	2253	2301	2308	2325	2331	2338	2353	0001	0009									
Queenstown Road	a	2157	2205		2228	2235		2257	2305		2328	2335		2357	0005											
Vauxhall	a	2200	2208	2213	2231	2238		2243	2300	2308	2313	2331	2338	2343	2359	0008	0014									
London Waterloo	a	2205	2213	2218	2236	2243		2248	2305	2313	2318	2336	2343	2348	0005	0013	0019									

Late night and weekend trains may be altered. Please check southwesttrains.co.uk before travelling.

For guide to notes and symbols see end of timetable.

MONDAY TO FRIDAY

London Waterloo to Barnes, Richmond, Twickenham and Whitton

Notes	□		□			□				□					□				★		★	□	★	★	★				
London Waterloo	d	0505		0533	0550		0558	0603	0620	0615	0622	0628	0633	0650	0645	0652	0658	0703	0720	0715	0722	0728	0734	0732	0737	0750	0745	0752	0758
Vauxhall	d	0509		0537			0602	0607		0619	0626	0632	0637		0649	0656	0702	0707		0719	0726	0732	0739	0736	0741		0749	0756	0802
Queenstown Road	d	0512		0540				0610		0622	0629	0640			0652	0659		0710		0722	0729	0732	0739	0739	0744		0752	0759	
Clapham Junction	d	0515		0543	0558		0608	0613	0628	0625	0632	0638	0643	0658	0655	0702	0708	0713	0728	0725	0732	0738	0745	0743	0747	0758	0755	0802	0808
Wandsworth Town	d	0518		0546				0616		0628	0635		0646		0658	0705		0716		0728	0735			0745	0750		0758	0805	
Putney	d	0521		0549			0612	0619		0631	0638	0642	0649		0701	0708	0712	0719		0731	0738	0742		0748	0753		0801	0808	0812
Barnes	d	0524		0552				0622		0635	0642		0652		0705	0712		0722		0735	0742			0752	0756		0805	0812	
Mortlake	d	0526		0554				0624		0637			0654		0707			0724		0737				0754			0807		
North Sheen	d	0528		0556				0626		0639			0656		0709			0726		0739				0756			0809		
Richmond	d	0531		0559	0606		0618	0629	0636	0642		0648	0659	0706	0712		0718	0729	0736	0742		0748	0754	0759		0806	0812		0818
St Margarets	d	0533		0601				0631		0644			0701		0714			0731		0744				0801			0814		
Twickenham	a	0535	0553d	0603	0610	0617d	0621	0633	0640	0646		0651	0703	0710	0716		0721	0733	0740	0746		0751	0757	0803		0810	0816		0821
Whitton	a	0539	0556			0620	0625			0650		0655			0720			0725		0750		0755					0820		0825

Notes	□	★	★	★	□	★	★	★	□	★	★	★	□	★					□										
London Waterloo	d	0807	0803	0810	0820	0815	0822	0828	0837	0833	0840	0850	0843	0852	0858	0903	0907	0920	0915	0922	0928	0933	0937	0950	0945	0952	0958	1003	1007
Vauxhall	d		0807	0814		0819	0826	0832		0837	0844		0847	0856	0902	0907	0911		0919	0926	0932	0937	0941		0949	0956	1002	1007	1011
Queenstown Road	d		0810	0817		0822	0829			0840	0847		0850	0859	0900	0910	0914		0922	0929	0932	0937	0941		0949	0956	1002	1007	1011
Clapham Junction	d	0816	0813	0820	0828	0825	0832	0838	0845	0843	0850	0858	0855	0902	0908	0913	0917	0928	0925	0932	0938	0943	0947	0958	0955	1002	1008	1013	1017
Wandsworth Town	d		0816	0823		0828	0835			0846	0853		0858	0905		0916	0920		0928	0935		0946	0950		0958	1005		1016	1020
Putney	d		0819	0826		0831	0838	0842		0849	0856		0901	0908	0912	0919	0923		0931	0938	0942	0949	0953		1001	1008	1012	1019	1023
Barnes	d		0823	0829		0835	0842			0852	0859		0905	0912		0922	0927		0935	0942		0952	0957		1005	1012		1022	1027
Mortlake	d		0825			0837				0854			0907			0924			0937			0954			1007			1024	
North Sheen	d		0827			0839				0856			0909			0926			0939			0956			1009			1026	
Richmond	d	0824	0830		0836	0842		0848	0854	0859		0906	0912		0918	0929		0936	0942		0948	0959		1006	1012		1018	1029	
St Margarets	d		0832			0844				0901			0914		0931			0944			1001			1014			1031		
Twickenham	a	0828	0834		0840	0846		0851	0857	0903		0910	0916		0921	0933		0940	0946		0951	1003		1010	1016		1021	1033	
Whitton	a				0850		0855						0920		0925			0950		0955		1003		1020		1025			

Late night and weekend trains may be altered. Please check southwesttrains.co.uk before travelling.

For guide to notes and symbols see end of timetable.

MONDAY TO FRIDAY

London Waterloo to Barnes, Richmond, Twickenham and Whitton

Notes	□						□						□					□				and			□				
London Waterloo	d	1020	1015	1022	1028	1033	1037	1050	1045	1052	1058	1103	1107	1120	1115	1122	1128	1133	1137	1150	1145	1152	1158	at the same minutes past each hour until	1403	1407	1420	1415	
Vauxhall	d		1019	1026	1032	1037	1041		1049	1056	1102	1107	1111		1119	1126	1132	1137	1141		1149	1156	1202			1407	1411		1419
Queenstown Road	d		1022	1029		1040	1044		1052	1059		1110	1114		1122	1129		1140	1144		1152	1159				1410	1414		1422
Clapham Junction	d	1028	1025	1032	1038	1043	1047	1058	1055	1102	1108	1113	1117	1128	1125	1132	1138	1143	1147	1158	1155	1202	1208			1413	1417	1428	1425
Wandsworth Town	d		1028	1035		1046	1050		1058	1105		1116	1120		1128	1135		1146	1150		1158	1205				1416	1420		1428
Putney	d		1031	1038	1042	1049	1053		1101	1108	1112	1119	1123		1131	1138	1142	1149	1153		1201	1208	1212			1419	1423		1431
Barnes	d		1035	1042		1052	1057		1105	1112		1122	1127		1135	1142		1152	1157		1205	1212				1422	1427		1435
Mortlake	d		1037			1054			1107			1124			1137			1154			1207					1424			1437
North Sheen	d		1039			1056			1109			1126			1139			1156			1209					1426			1439
Richmond	d	1036	1042		1048	1059		1106	1112		1118	1129		1136	1142		1148	1159		1206	1212		1218			1429		1436	1442
St Margarets	d		1044			1101			1114			1131			1144			1201			1214				1431			1444	
Twickenham	a	1040	1046		1051	1103		1110	1116		1121	1133		1140	1146		1151	1203		1210	1216		1221		1433		1440	1446	
Whitton	a		1050		1055				1120		1125			1150		1155				1220		1225						1450	

Notes					□							□						□										□	
London Waterloo	d	1422	1428	1433	1437	1450	1445	1452	1458	1503	1507	1520	1515	1522	1528	1533	1537	1550	1545	1552	1558	1605	1601	1607	1620	1615	1622	1628	1635
Vauxhall	d	1426	1432	1437	1441		1449	1456	1502	1507	1511		1519	1526	1532	1537	1541		1549	1556	1602	1609	1605	1611		1619	1626	1632	1639
Queenstown Road	d	1429		1440	1444		1452	1459		1510	1514		1522	1529		1540	1544		1552	1559		1608	1608	1614		1622	1629		1639
Clapham Junction	d	1432	1438	1443	1447	1458	1455	1502	1508	1513	1517	1528	1525	1532	1538	1543	1547	1558	1555	1602	1608	1615	1611	1617	1628	1625	1632	1638	1645
Wandsworth Town	d	1435		1446	1450		1458	1505		1516	1520		1528	1535		1546	1550		1558	1605		1614	1620		1628	1635		1645	
Putney	d	1438	1442	1449	1453		1501	1508	1512	1519	1523		1531	1538	1542	1549	1553		1601	1608	1612		1617	1623		1631	1638	1642	
Barnes	d	1442		1452	1457		1505	1512		1522	1527		1535	1542		1552	1557		1605	1612		1622	1627		1635	1642		1642	
Mortlake	d			1454			1507			1524			1537		1554			1607					1624			1637			
North Sheen	d			1456			1509			1526			1539		1556			1609					1626			1639			
Richmond	d		1448	1459		1506	1512		1518	1529		1536	1542		1548	1559		1606	1612		1618	1623	1629		1636	1642		1648	1653
St Margarets	d			1501		1514			1531			1544			1601			1614			1621	1627	1631		1644			1653	
Twickenham	a		1451	1503		1510	1516		1521	1533		1540	1546		1551	1603		1610	1616		1621	1627	1633		1640	1646		1651	1657
Whitton	a		1455			1520			1525			1550			1555			1620			1625				1650			1655	

Late night and weekend trains may be altered. Please check southwesttrains.co.uk before travelling.

For guide to notes and symbols see end of timetable.

MONDAY TO FRIDAY

London Waterloo to Barnes, Richmond, Twickenham and Whitton

Notes			□	★	★	★	★	□	★	★	★	□	★	★	★	★	★	□	★	★	★	□	★	★	□	★			
London Waterloo	d	1631	1637	1650	1645	1652	1658	1705	1701	1707	1713	1720	1715	1722	1728	1735	1731	1737	1743	1750	1745	1752	1758	1805	1801	1807	1813	1820	1815
Vauxhall	d	1635	1641		1649	1656	1702	1709	1705	1711	1717		1719	1726	1732	1739	1735	1741	1747		1749	1756	1802	1809	1805	1811	1817		1819
Queenstown Road	d	1638	1644		1652	1659			1708	1714			1722	1729		1738	1744			1752	1759			1808	1814			1822	
Clapham Junction	d	1641	1647	1658	1655	1702	1708	1715	1711	1717	1723	1728	1725	1732	1738	1745	1741	1747	1753	1758	1755	1802	1808	1815	1811	1817	1823	1828	1825
Wandsworth Town	d	1644	1650		1658	1705			1714	1720			1728	1735		1744	1750			1758	1805			1814	1820			1828	
Putney	d	1647	1653		1701	1708	1712		1717	1723	1727		1731	1738	1742		1747	1753	1757		1801	1808	1812		1817	1823	1827	1831	
Barnes	d	1652	1657		1705	1712			1722	1727			1735	1742		1752	1757			1805	1812			1822	1827			1835	
Mortlake	d	1654			1707				1724				1737			1754				1807				1824				1837	
North Sheen	d	1656			1709				1726				1739			1756				1809				1826				1839	
Richmond	d	1659		1706	1712		1718	1723	1729		1733	1736	1742		1748	1753	1759		1803	1806	1812		1818	1823	1829		1833	1836	1842
St Margarets	d	1701			1714				1731				1744			1801				1814				1831				1844	
Twickenham	a	1703		1710	1716		1721	1727	1733		1737	1740	1746		1751	1757	1803		1807	1810	1816		1821	1827	1833		1837	1840	1846
Whitton	a				1720		1725						1750		1755					1820		1825						1850	

Notes	★	★	□	★	★	★	★	★	★	★	□			□						□					□				
London Waterloo	d	1822	1828	1835	1831	1837	1843	1850	1845	1852	1858	1905	1901	1907	1920	1915	1922	1928	1935	1933	1937	1950	1945	1952	1958	2003	2007	2020	2015
Vauxhall	d	1826	1832	1839	1835	1842	1847		1849	1856	1902	1909	1905	1912		1919	1926	1932	1940	1937	1941		1949	1956	2002	2007	2011		2019
Queenstown Road	d	1829			1838	1845			1852	1859			1908	1915		1922	1929		1940	1940	1944		1952	1959		2010	2014		2022
Clapham Junction	d	1832	1838	1845	1841	1848	1853	1858	1855	1902	1908	1915	1911	1918	1928	1925	1932	1938	1945	1943	1947	1958	1955	2002	2008	2013	2017	2028	2025
Wandsworth Town	d	1835			1844	1851			1858	1905			1914	1921		1928	1935		1946	1950		1958	2005		2016	2020		2028	
Putney	d	1838	1842		1847	1854	1857		1901	1908	1912		1917	1924		1931	1938	1942		1949	1953		2001	2008	2012	2019	2023		2031
Barnes	d	1842			1852	1857			1905	1912			1922	1927		1935	1942			1952	1957		2005	2012		2022	2027		2035
Mortlake	d				1854				1907				1924			1937				1954			2007			2024			2037
North Sheen	d				1856				1909				1926			1939				1956			2009			2026			2039
Richmond	d		1848	1853	1859		1903	1906	1912		1918	1923	1929		1936	1942		1948	1954	1959		2006	2012		2018	2029		2036	2042
St Margarets	d				1901				1914				1931			1944				2001			2014			2031			2044
Twickenham	a		1851	1857	1903		1907	1910	1916		1921	1927	1933		1940	1946		1951	1957	2003		2010	2016		2021	2033		2040	2046
Whitton	a		1855						1920		1925				1950			1955		2003		2020		2025					2050

Late night and weekend trains may be altered. Please check southwesttrains.co.uk before travelling.

For guide to notes and symbols see end of timetable.

MONDAY TO FRIDAY

London Waterloo to Barnes, Richmond, Twickenham and Whitton

Notes					□						□						□				□				□				
London Waterloo	d	2022	2028	2033	2037	2050	2045	2052	2058	2103	2107	2120	2115	2122	2128	2133	2137	2150	2145	2152	2158	2203	2220	2222	2228	2233	2250	2252	2258
Vauxhall	d	2026	2032	2037	2041		2049	2056	2102	2107	2111		2119	2126	2132	2137	2141		2149	2156	2202	2207		2226	2232	2237		2256	2302
Queenstown Road	d	2029		2040	2044		2052	2059		2110	2114		2122	2129		2140	2144		2152	2159		2210		2229		2240		2259	
Clapham Junction	d	2032	2038	2043	2047	2058	2055	2102	2108	2113	2117	2128	2125	2132	2138	2143	2147	2158	2155	2202	2208	2213	2228	2232	2238	2243	2258	2302	2308
Wandsworth Town	d	2035		2046	2050		2058	2105		2116	2120		2128	2135		2146	2150		2158	2205		2216		2235		2246		2305	
Putney	d	2038	2042	2049	2053		2101	2108	2112	2119	2123		2131	2138	2142	2149	2153		2201	2208	2212	2219		2238	2242	2249		2308	2312
Barnes	d	2042		2052	2057		2105	2112		2122	2127		2135	2142		2152	2157		2205	2212		2222		2242		2252		2312	
Mortlake	d			2054			2107			2124			2137		2154			2207			2224					2254			
North Sheen	d			2056			2109			2126			2139		2156			2209			2226					2256			
Richmond	d		2048	2059		2106	2112		2118	2129		2136	2142		2148	2159		2206	2212		2218	2229	2236		2248	2259	2306		2318
St Margarets	d			2101			2114			2131			2144		2201			2214			2231				2301				
Twickenham	a		2051	2103		2110	2116		2121	2133		2140	2146		2151	2203		2210	2216		2221	2233	2240		2251	2303	2310		2321
Whitton	a		2055				2120		2125			2150		2155							2225				2255				2325

Notes		□																											
London Waterloo	d	2303	2320	2322	2328	2333	2350	2352	2358	0018																			
Vauxhall	d	2307		2326	2332	2337		2356	0002	0022																			
Queenstown Road	d	2310		2329	2330	2340		2359		0025																			
Clapham Junction	d	2313	2328	2332	2338	2343	2358	0002	0008	0029																			
Wandsworth Town	d	2316		2335	2346			0005		0032																			
Putney	d	2319		2338	2342	2349		0008	0012	0035																			
Barnes	d	2322		2342		2352		0012		0038																			
Mortlake	d	2324				2354				0040																			
North Sheen	d	2326				2356				0042																			
Richmond	d	2329	2336		2348	2359	0006		0018	0045																			
St Margarets	d	2331				0001				0047																			
Twickenham	a	2333	2340		2351	0003	0010			0049																			
Whitton	a				2355					0025																			

Late night and weekend trains may be altered. Please check southwesttrains.co.uk before travelling.

For guide to notes and symbols see end of timetable.

SATURDAY

London Waterloo to Barnes, Richmond, Twickenham and Whitton

Notes																													
London Waterloo	d	0505			0533	0550	0558	0603	0620	0622	0628	0633	0650	0652	0658	0703	0707	0720	0715	0722	0728	0733	0737	0750	0745	0752	0758	0803	0807
Vauxhall	d	0509			0537		0602	0607		0626	0632	0637		0656	0702	0707	0711		0719	0726	0732	0737	0741		0749	0756	0802	0807	0811
Queenstown Road	d	0512			0540			0610		0629		0640		0659		0710	0714		0722	0729		0740	0744		0752	0759		0810	0814
Clapham Junction	d	0515			0543	0558	0608	0613	0628	0632	0638	0643	0658	0702	0708	0713	0717	0728	0725	0732	0738	0743	0747	0758	0755	0802	0808	0813	0817
Wandsworth Town	d	0518			0546			0616		0635		0646		0705		0716	0720		0728	0735		0746	0750		0758	0805		0816	0820
Putney	d	0521			0549		0612	0619		0638	0642	0649		0708	0712	0719	0723		0731	0738	0742	0749	0753		0801	0808	0812	0819	0823
Barnes	d	0524			0552			0622		0642		0652		0712		0722		0735	0742		0752	0757		0805	0812		0812	0819	0827
Mortlake	d	0526			0554			0624				0654				0724			0737			0754			0807			0824	
North Sheen	d	0528			0556			0626				0656				0726			0739			0756			0809			0826	
Richmond	d	0531			0559	0606	0618	0629	0636		0648	0659	0706		0718	0729		0736	0742		0748	0759		0806	0812		0818	0829	
St Margarets	d	0533			0601			0631				0701				0731			0744			0801			0814			0831	
Twickenham	a	0535	0538d	0553d	0603	0610	0621	0633	0640			0651	0703	0710		0721	0733		0740	0746		0751	0803		0810	0816		0821	0833
Whitton	a	0539	0541	0556			0625					0655				0725			0750			0755			0820			0825	

Notes																													
London Waterloo	d	0820	0815	0822	0828	0833	0837	0850	0845	0852	0858	0903	0907	0920	0915	0922	0928	0933	0937	0950	0945	0952	0958	1003	1007	1020	1015	1022	1028
Vauxhall	d		0819	0826	0832	0837	0841		0849	0856	0902	0907	0911		0919	0926	0932	0937	0941		0949	0956	1002	1007	1011		1019	1026	1032
Queenstown Road	d		0822	0829		0840	0844		0852	0859		0910	0914		0922	0929		0940	0944		0952	0959		1010	1014		1022	1029	1032
Clapham Junction	d	0828	0825	0832	0838	0843	0847	0858	0855	0902	0908	0913	0917	0928	0925	0932	0938	0943	0947	0958	0955	1002	1008	1013	1017	1028	1025	1032	1038
Wandsworth Town	d		0828	0835		0846	0850		0858	0905		0916	0920		0928	0935		0946	0950		0958	1005		1016	1020		1028	1035	1042
Putney	d		0831	0838	0842	0849	0853		0901	0908	0912	0919	0923		0931	0938	0942	0949	0953		1001	1008	1012	1019	1023		1031	1038	1042
Barnes	d		0835	0842		0852	0857		0905	0912		0922	0927		0935	0942		0952	0957		1005	1012		1022	1027		1035	1042	
Mortlake	d		0837			0854			0907			0924			0937			0954			1007			1024			1037		
North Sheen	d		0839			0856			0909			0926			0939			0956			1009			1026			1039		
Richmond	d	0836	0842		0848	0859		0906	0912		0918	0929		0936	0942		0948	0959		1006	1012		1018	1029		1036	1042		1048
St Margarets	d		0844			0901			0914			0931			0944			1001			1014			1031			1044		
Twickenham	a	0840	0846		0851	0903		0910	0916		0921	0933		0940	0946		0951	1003		1010	1016		1021	1033		1040	1046		1051
Whitton	a		0850		0855			0920			0925			0950			0955			1020			1025			1050		1055	

Late night and weekend trains may be altered. Please check southwesttrains.co.uk before travelling.

For guide to notes and symbols see end of timetable.

SATURDAY

London Waterloo to Barnes, Richmond, Twickenham and Whitton

Notes			□						□											and												
London Waterloo	d	1033	1037	1050	1045	1052	1058	1103	1107	1120	1115	1122	1128	1133	1137	1150	1145	1152	1158	at the same minutes past each hour until	1603	1607	1620	1615	1622	1628	1633	1637	1637	1637	1637	
Vauxhall	d	1037	1041		1049	1056	1102	1107	1111		1119	1126	1132	1137	1141		1149	1156	1202		1607	1611		1619	1626	1632	1637	1641	1641	1641	1641	
Queenstown Road	d	1040	1044		1052	1059		1110	1114		1122	1129	1132	1140	1144		1152	1159			1610	1614		1622	1629	1634	1638	1643	1647	1651	1655	
Clapham Junction	d	1043	1047	1058	1055	1102	1108	1113	1117	1128	1125	1132	1138	1143	1147	1158	1155	1202	1208		1613	1617	1628	1625	1632	1638	1643	1647	1651	1655	1659	
Wandsworth Town	d	1046	1050		1058	1105		1116	1120		1128	1135	1146	1150		1158	1205		1616		1620		1628	1635		1646	1650	1654	1658	1662	1666	
Putney	d	1049	1053		1101	1108	1112	1119	1123		1131	1138	1142	1149	1153		1201	1208	1212		1619	1623		1631	1638	1644	1649	1653	1657	1661	1665	1669
Barnes	d	1052	1057		1105	1112		1122	1127		1135	1142	1152	1157		1205	1212		1622		1627		1635	1642		1652	1657	1661	1665	1669	1673	
Mortlake	d	1054			1107			1124			1137			1154			1207		1624				1637			1654	1658	1662	1666	1670	1674	
North Sheen	d	1056			1109			1126			1139			1156			1209		1626				1639			1656	1660	1664	1668	1672	1676	
Richmond	d	1059		1106	1112		1118	1129		1136	1142		1148	1159		1206	1212		1218		1629		1636	1642		1648	1659	1665	1671	1677	1683	
St Margarets	d	1101			1114			1131			1144			1201			1214			1631			1644			1701	1707	1713	1719	1725		
Twickenham	a	1103		1110	1116		1121	1133		1140	1146		1151	1203		1210	1216		1221	1633		1640	1646		1651	1703	1709	1715	1721	1727		
Whitton	a				1120		1125				1150		1155			1220		1225				1650		1655		1705	1711	1717	1723	1729	1735	

Notes	□							□												□													
London Waterloo	d	1650	1645	1652	1658	1703	1707	1720	1715	1722	1728	1733	1737	1750	1745	1752	1758	1803	1807	1820	1815	1822	1828	1833	1837	1850	1845	1852	1858	1864	1870	1876	1882
Vauxhall	d		1649	1656	1702	1707	1711		1719	1726	1732	1737	1741		1749	1756	1802	1807	1811		1819	1826	1832	1837	1841		1849	1856	1902	1908	1914	1920	1926
Queenstown Road	d		1652	1659		1710	1714		1722	1729		1740	1744		1752	1759		1810	1814		1822	1829		1840	1844		1852	1859		1908	1914	1920	1926
Clapham Junction	d	1658	1655	1702	1708	1713	1717	1728	1725	1732	1738	1743	1747	1758	1755	1802	1808	1813	1817	1828	1825	1832	1838	1843	1847	1858	1855	1902	1908	1914	1920	1926	
Wandsworth Town	d		1658	1705		1716	1720		1728	1735		1746	1750		1758	1805		1816	1820		1828	1835		1846	1850		1858	1905	1911	1917	1923	1929	
Putney	d		1701	1708	1712	1719	1723		1731	1738	1742	1749	1753		1801	1808	1812	1819	1823		1831	1838	1842	1849	1853		1901	1908	1912	1918	1924	1930	
Barnes	d		1705	1712		1722	1727		1735	1742		1752	1757		1805	1812		1822	1827		1835	1842		1852	1857		1905	1912		1918	1924	1930	
Mortlake	d		1707			1724			1737			1754			1807			1824			1837			1854			1907	1913	1919	1925	1931	1937	
North Sheen	d		1709			1726			1739			1756			1809			1826			1839			1856			1909	1915	1921	1927	1933	1939	
Richmond	d	1706	1712		1718	1729		1736	1742		1748	1759		1806	1812		1818	1829		1836	1842		1848	1859		1906	1912		1918	1924	1930	1936	
St Margarets	d		1714			1731			1744			1801			1814			1831			1844			1901			1914	1920	1926	1932	1938	1944	
Twickenham	a	1710	1716		1721	1733		1740	1746		1751	1803		1810	1816		1821	1833		1840	1846		1851	1903		1910	1916		1921	1927	1933	1939	
Whitton	a		1720		1725				1750		1755			1820			1825			1850			1855		1905		1920	1925	1930	1935	1940	1945	

Late night and weekend trains may be altered. Please check southwesttrains.co.uk before travelling.

For guide to notes and symbols see end of timetable.

SATURDAY

London Waterloo to Barnes, Richmond, Twickenham and Whitton

Notes			□						□						□					□					□				
London Waterloo	d	1903	1907	1920	1915	1922	1928	1933	1937	1950	1945	1952	1958	2003	2007	2020	2015	2022	2028	2033	2037	2050	2045	2052	2058	2103	2107	2120	2115
Vauxhall	d	1907	1911		1919	1926	1932	1937	1941		1949	1956	2002	2007	2011		2019	2026	2032	2037	2041		2049	2056	2102	2107	2111		2119
Queenstown Road	d	1910	1914		1922	1929		1940	1944		1952	1959		2010	2014		2022	2029		2040	2044		2052	2059		2110	2114		2122
Clapham Junction	d	1913	1917	1928	1925	1932	1938	1943	1947	1958	1955	2002	2008	2013	2017	2028	2025	2032	2038	2043	2047	2058	2055	2102	2108	2113	2117	2128	2125
Wandsworth Town	d	1916	1920		1928	1935		1946	1950		1958	2005		2016	2020		2028	2035		2046	2050		2058	2105		2116	2120		2128
Putney	d	1919	1923		1931	1938	1942	1949	1953		2001	2008	2012	2019	2023		2031	2038	2042	2049	2053		2101	2108	2112	2119	2123		2131
Barnes	d	1922	1927		1935	1942		1952	1957		2005	2012		2022	2027		2035	2042		2052	2057		2105	2112		2122	2127		2135
Mortlake	d	1924			1937			1954			2007			2024			2037			2054			2107			2124			2137
North Sheen	d	1926			1939			1956			2009			2026			2039			2056			2109			2126			2139
Richmond	d	1929		1936	1942		1948	1959		2006	2012		2018	2029		2036	2042		2048	2059		2106	2112		2118	2129		2136	2142
St Margarets	d	1931			1944			2001			2014			2031			2044			2101			2114			2131			2144
Twickenham	a	1933		1940	1946		1951	2003		2010	2016		2021	2033		2040	2046		2051	2103		2110	2116		2121	2133		2140	2146
Whitton	a				1950		1955				2020			2025			2050			2055			2120		2125				2150

Notes					□					□					□					□										
London Waterloo	d	2122	2128	2133	2137	2150	2145	2152	2158	2203	2220	2222	2228	2233	2250	2252	2258	2303	2320	2322	2328	2333	2350	2352	2358	0018				
Vauxhall	d	2126	2132	2137	2141		2149	2156	2202	2207		2226	2232	2237		2256	2302	2307		2326	2332	2337		2356	0002	0022				
Queenstown Road	d	2129		2140	2144		2152	2159		2210		2229	2230	2240		2259	2310	2310		2329	2330	2340		2359	0003	0026				
Clapham Junction	d	2132	2138	2143	2147	2158	2155	2202	2208	2213	2228	2232	2238	2243	2258	2302	2308	2313	2328	2332	2338	2343	2358	0002	0008	0029				
Wandsworth Town	d	2135		2146	2150		2158	2205		2216		2235	2246		2305		2316			2335		2346		0005		0032				
Putney	d	2138	2142	2149	2153		2201	2208	2212	2219		2238	2242	2249		2308	2312	2319		2338	2342	2349		0008	0012	0035				
Barnes	d	2142		2152	2157		2205	2212		2222		2242		2252		2312		2322		2342		2352		0012		0038				
Mortlake	d			2154			2207			2224			2254				2324				2354					0040				
North Sheen	d			2156			2209			2226			2256				2326				2356					0042				
Richmond	d		2148	2159		2206	2212		2218	2229	2236		2248	2259	2306		2318	2329	2336		2348	2359	0006		0018	0045				
St Margarets	d			2201		2214			2231		2231		2301			2331				0001					0047					
Twickenham	a		2151	2203		2210	2216		2221	2233	2240		2251	2303	2310		2321	2333	2340		2351	0003	0010		0021	0049				
Whitton	a		2155						2225				2255			2325				2355				0025						

Late night and weekend trains may be altered. Please check southwesttrains.co.uk before travelling.

For guide to notes and symbols see end of timetable.

SUNDAY

London Waterloo to Barnes, Richmond, Twickenham and Whitton

Notes			□				□			□			□			□			□			□			□						
London Waterloo	d	0614	0644	0709	0714	0744	0750	0809	0814	0825	0839	0844	0850	0909	0914	0925	0939	0944	0950	1009	1014	1025	1039	1044	1050	1109	1114	1125	1139		
Vauxhall	d	0618	0648	0713	0718	0748	0754	0813	0818	0829	0843	0848	0854	0913	0918	0929	0943	0948	0954	1013	1018	1029	1043	1048	1054	1113	1119	1129	1143		
Queenstown Road	d	0621	0651		0721	0751	0757		0821		0821	0851	0857		0921		0951	0957		1021		1021	1051	1057		1122		1122			
Clapham Junction	d	0624	0654	0719	0724	0754	0800	0819	0824	0835	0849	0854	0900	0919	0924	0935	0949	0954	1000	1019	1024	1035	1049	1054	1100	1119	1125	1135	1149		
Wandsworth Town	d	0627	0657		0727	0757	0803		0827		0857	0857	0903		0927		0957	1003		1027		1027	1057	1103		1128		1128			
Putney	d	0630	0700	0723	0730	0800	0806	0823	0830	0839	0853	0900	0906	0923	0930	0939	0953	1000	1006	1023	1030	1039	1053	1100	1106	1123	1131	1139	1153		
Barnes	d	0633	0703		0733	0803	0809		0833			0903	0909		0933		1003	1009		1033		1033	1103	1109		1134		1134			
Mortlake	d	0635	0705		0735	0805			0835			0905			0935			1005			1035			1105			1136		1136		
North Sheen	d	0637	0707		0737	0807			0837			0907			0937			1007			1037			1107			1138		1138		
Richmond	d	0640	0710	0729	0740	0810		0829	0840	0845	0859	0910		0929	0940	0945	0959	1010		1029	1040	1045	1059	1110		1129	1141	1145	1159		
St Margarets	d	0642	0712		0742	0812			0842			0912			0942			1012			1042			1112			1143		1143		
Twickenham	a	0644	0714	0732	0744	0814		0832	0844	0848	0902	0914		0932	0944	0948	1002	1014		1032	1044	1048	1102	1114		1132	1145	1148	1202		
Whitton	a		0718			0818				0852		0918				0952		1018				1052		1118				1152		1152	

Notes			□				□			□			□			□			□			and		□				
London Waterloo	d	1144	1150	1209	1214	1225		1239	1244	1250	1309	1314	1325		1339	1344	1350	1409	1414	1420	1425		1439	1444	1450	at the same minutes past	1709	1714
Vauxhall	d	1148	1154	1213	1219	1229		1243	1248	1254	1313	1318	1329		1343	1348	1354	1413	1418	1424	1429		1443	1448	1454		1713	1718
Queenstown Road	d	1151	1157		1222				1251	1257		1321			1351	1357			1421	1427				1451	1457		1721	1721
Clapham Junction	d	1154	1200	1219	1225	1235		1249	1254	1300	1319	1324	1335		1349	1354	1400	1419	1424	1430	1435		1449	1454	1500		1719	1724
Wandsworth Town	d	1157	1203		1228				1257	1303		1327			1357	1403			1427	1433				1457	1503		1727	1727
Putney	d	1200	1206	1223	1231	1239		1253	1300	1306	1323	1330	1339		1353	1400	1406	1423	1430	1436	1439		1453	1500	1506		1723	1730
Barnes	d	1203	1209		1234				1303	1309		1333			1403	1409			1433	1439				1503	1509		1733	1733
Mortlake	d	1205			1236				1305			1335			1405				1435					1505		each hour until	1735	1735
North Sheen	d	1207			1238				1307			1337			1407				1437					1507			1737	1737
Richmond	d	1210		1229	1241	1245		1259	1310		1329	1340	1345		1359	1410		1429	1440	1445		1459	1510		1729		1740	
St Margarets	d	1212			1243				1312			1342			1412				1442					1512			1742	1742
Twickenham	a	1214		1232	1245	1248	1256d	1302	1314		1332	1344		1348	1356d	1402	1414	1432	1444		1448	1456d	1502	1514			1732	1744
Whitton	a	1218				1252	1259		1318					1352	1359		1418				1452	1459		1518				

Late night and weekend trains may be altered. Please check southwesttrains.co.uk before travelling.

For guide to notes and symbols see end of timetable.

SUNDAY

London Waterloo to Barnes, Richmond, Twickenham and Whitton





Notes				□			□					□						□							□				
London Waterloo	d	1720	1725		1739	1744	1750	1809	1814	1820	1825		1839	1844	1850	1909	1914	1920	1925		1939	1944	1950	2009	2014	2020	2025		2039
Vauxhall	d	1724	1729		1743	1748	1754	1813	1818	1824	1829		1843	1848	1854	1913	1918	1924	1929		1943	1948	1954	2013	2018	2024	2029		2043
Queenstown Road	d	1727			1751	1757			1821	1827			1851	1857		1921	1927				1951	1957		2021	2027				
Clapham Junction	d	1730	1735		1749	1754	1800	1819	1824	1830	1835		1849	1854	1900	1919	1924	1930	1935		1949	1954	2000	2019	2024	2030	2035		2049
Wandsworth Town	d	1733			1757	1803			1827	1833			1857	1903		1927	1933				1957	2003		2027	2033				
Putney	d	1736	1739		1753	1800	1806	1823	1830	1836	1839		1853	1900	1906	1923	1930	1936	1939		1953	2000	2006	2023	2030	2036	2039		2053
Barnes	d	1739			1803	1809			1833	1839			1903	1909		1933	1939				2003	2009		2033	2039				
Mortlake	d					1805				1835				1905			1935				2005				2035				
North Sheen	d					1807				1837				1907			1937				2007				2037				
Richmond	d		1745		1759	1810		1829	1840		1845		1859	1910		1929	1940		1945		1959	2010		2029	2040		2045		2059
St Margarets	d					1812			1842					1912			1942				2012				2042				
Twickenham	a		1748	1756d	1802	1814		1832	1844		1848	1856d	1902	1914		1932	1944		1948	1956d	2002	2014		2032	2044		2048	2056d	2102
Whitton	a		1752	1759		1818					1852	1859		1918					1952	1959		2018				2052	2059		

Notes			□				□			□			□			□															
London Waterloo	d	2044	2050	2109	2114		2120	2139	2144	2150	2209	2214		2220	2239	2244	2250	2309	2314	2320	2339	2344	0018								
Vauxhall	d	2048	2054	2113	2118		2124	2143	2148	2154	2213	2218		2224	2243	2248	2254	2313	2318	2324	2343	2348	0022								
Queenstown Road	d	2051	2057		2121		2127		2151	2157		2221		2227		2251	2257		2321	2327		2351	0025								
Clapham Junction	d	2054	2100	2119	2124		2130	2149	2154	2200	2219	2224		2230	2249	2254	2300	2319	2324	2330	2349	2354	0029								
Wandsworth Town	d	2057	2103		2127		2133		2157	2203		2227		2233		2257	2303		2327	2333		2357	0032								
Putney	d	2100	2106	2123	2130		2136	2153	2200	2206	2223	2230		2236	2253	2300	2306	2323	2330	2336	2353	2359	0035								
Barnes	d	2103	2109		2133		2139		2203	2209		2233		2239		2303	2309		2333	2339		0003	0038								
Mortlake	d	2105			2135					2205			2235			2305			2335			0005	0040								
North Sheen	d	2107			2137					2207			2237			2307			2337			0007	0042								
Richmond	d	2110		2129	2140			2159	2210		2229	2240		2259	2310		2329	2340		2359		0010	0045								
St Margarets	d	2112			2142				2212			2242			2312			2342				0012	0047								
Twickenham	a	2114		2132	2144	2156d		2202	2214		2232	2244	2256d		2302	2314		2332	2344		0002	0014	0049								
Whitton	a	2118			2159	2201			2218				2259	2301		2318			0002			0018									

Late night and weekend trains may be altered. Please check southwesttrains.co.uk before travelling.

For guide to notes and symbols see end of timetable.

GUIDE TO NOTES AND SYMBOLS

- a Arrival time.
- d Departure time.
-  1st class accommodation available.
-  Interchange for London Underground. Visit tfl.gov.uk for details.
-  Car Park.
-  Minimum connection time where different from the standard five minutes.
- ★ Passengers travelling with cycles may not join or leave services at stations with train times shown in red.

All services in this timetable are operated by South West Trains.

Cycles on trains - Monday to Friday

At peak times the following restrictions apply in the area bounded by Reading, Hook, Alton, Guildford and Dorking.

Passengers travelling with cycles may not join or leave services timed to arrive in London Waterloo between 0715 and 1000 inclusive and departing London Waterloo between 1645 and 1900 Monday to Friday.

Also passengers travelling with cycles may not join or leave any service departing from Clapham Junction between 0745 and 0900 in an area bounded by Clapham Junction, Strawberry Hill and Feltham.

Travelling after midnight?

Trains which run after midnight are shown at the end of the day.











Windsor Lines Passengers Association

WLPA represents users of rail services from London Waterloo to Windsor and Reading including the Weybridge and Camberley Branches and the Hounslow and Teddington Loops.

Email: membership@wlpa.co.uk

STATION INFORMATION

See notes for explanation of symbols.

Whitton			
Twickenham			
St Margarets			
Richmond			
North Sheen			
Mortlake			
Barnes			
Putney			
Wandsworth Town			
Clapham Junction			
Queenstown Road			
Vauxhall			
London Waterloo			



Visit us at

southwesttrains.co.uk

- Buying tickets online
- Special offers and days out
- Live train information
- Plan your journey
- Train times
- Latest news



Free Travel Alerts

southwesttrains.co.uk/jca

Keeping our registered customers up-to-date with their service running information, delays and alterations.



Twitter

@SW_Trains

Follow South West Trains on Twitter and be the first to know what's happening on our network.



facebook.com/swtrains

Providing South West Trains network information and details of our latest offers.



Customer Service Centre

0345 6000 650

Our UK based team are available 7 days a week from 6am to 10pm for:

- Ticket sales by credit or debit card
- Comments and suggestions.



Assisted Travel

0800 5282 100 **Textphone 0800 6920 792**

A freephone service open 6am - 10pm for older and disabled passengers. We recommend booking assistance **24 hours in advance.**



National Rail Enquiries

03457 48 49 50

Train times, fares and rail information.

South West Trains accepts no liability for any inaccuracy in the information contained in this publication which is subject to alteration. Please check before you travel.



Please recycle

Stagecoach South Western Trains Limited. Registered in England and Wales 5599788. Registered office: Friars Bridge Court, 41-45 Blackfriars Road, London SE1 8NZ. A part of the Stagecoach Group plc.

PTT09 1216

ISLAND LINE TRAINS

SOUTH WEST TRAINS