

26

Portsmouth to Southampton Central

TRAIN TIMES

11 December 2016 to 20 May 2017

- 
- Southampton Central
 - St Denys
 - Bitterne
 - Woolston
 - Sholing
 - Netley
 - Hamble
 - Bursledon
 - Swanwick
 - **Fareham**
 - Portchester
 - Cosham
 - Hilsea
 - Fratton
 - **Portsmouth & Southsea**
 - Portsmouth Harbour

**WATERLOO &
SOUTH WEST
UPGRADE**

Summer 2017

See inside for more information.

**ADVANCE
INFORMATION**

SOUTH WEST TRAINS
On board with you

MONDAY TO FRIDAY

Portsmouth, Cosham, Fareham and Swanwick to Southampton Central

	<i>Operator</i>	<i>SN</i>	<i>SW</i>	<i>GW</i>	<i>SN</i>	<i>SW</i>	<i>SN</i>	<i>GW</i>	<i>SN</i>	<i>SN</i>	<i>SW</i>	<i>SN</i>	<i>GW</i>	<i>SN</i>	<i>SW</i>	<i>SN</i>	<i>GW</i>	<i>SN</i>	<i>SW</i>	<i>GW</i>	<i>SN</i>	<i>GW</i>	<i>SN</i>	<i>SW</i>	<i>SN</i>	<i>GW</i>	<i>SN</i>	<i>SW</i>	<i>SN</i>
Portsmouth Harbour	d	0500c		0600		0604e	0623c	0705			0729e		0823		0833	0859c	0923		0933		0959c	1023		1033	1059c	1123		1129e	1159c
Portsmouth & Southsea	d	0505c	0516	0604		0623	0628c	0709			0738		0827		0838	0904c	0927		0938		1004c	1027		1038	1104c	1127		1138	1204c
Fratton	d	0509c	0520	0608		0627	0632c	0713			0742		0831		0842	0908c	0931		0942		1008c	1031		1042	1108c	1131		1142	1208c
Hilsea	d	0513c	0524	0556c		0631	0636c	0703c			0746		0818c		0846	0912c			0946		1012c			1046	1112c			1146	1212c
Havant	d	0517		0540e	0622		0640	0653e	0720	0731		0803		0837		0923		0938		0958	1021		1038		1120		1138		1219
Cosham	d	0524	0529	0615	0629	0636	0650	0721	0727	0738	0751	0809	0839	0845	0851	0930	0939	0946	0951	1005	1028	1039	1046	1051	1129	1139	1146	1151	1229
Portchester	d	0528	0534	0608c		0641	0654	0713c	0731		0756	0813	0828c	0849	0856	0922c	0731		0956		1032			1056	1133			1156	1233
Fareham	a	0533	0539	0623	0636	0646	0659	0728	0736	0746	0801	0818	0846	0854	0901	0937	0946	0953	1001	1012	1037	1046	1053	1101	1138	1146	1153	1201	1238
Fareham	d	0534	0540	0624	0637	0647	0700	0729	0737	0747	0803	0819	0847	0855	0903	0938	0947	0954	1003	1013	1038	1047	1054	1103	1139	1147	1154	1203	1239
Swanwick	d	0540	0546		0643	0653	0706		0743	0753	0809	0826		0901	0909	0944		1000	1009		1044		1100	1109	1145		1200	1209	1245
Bursledon	d		0550			0657					0813	0829			0913				1013					1113				1213	
Hamble	d		0553			0700					0816	0832			0916				1016					1116				1216	
Netley	d	0546	0555			0702			0749	0759	0818	0834			0918				1018					1118				1218	
Sholing	d		0559			0706					0822	0838			0922				1022					1122				1222	
Woolston	d	0550	0601			0708			0753	0804	0824	0840			0924				1024					1124				1224	
Bitterne	d		0605			0712					0828	0843			0928				1028					1128				1228	
St Denys	d		0608			0715					0814	0831	0846		0931				1031					1131				1231	
Southampton Central	a	0559	0613	0645	0702	0721	0725	0750	0803	0819	0838	0852	0908	0919	0938	1002	1008	1019	1038	1040	1101	1108	1119	1138	1202	1208	1219	1238	1302

Late night and weekend trains may be altered due to engineering works.
Please check at southwesttrains.co.uk before travelling.

For guide to notes and symbols see end of timetable.

MONDAY TO FRIDAY

Portsmouth, Cosham, Fareham and Swanwick to Southampton Central

Operator Notes		GW	SN □	SW □	SN □	GW	SN □	SW □	SN □	GW	SN □	SW □	SN □	GW	SN □ B	SN □ A C	SW □	SN □	GW	SN □ C	SN □ A B	SW □	SN □	GW	SN □	SW □	GW	SN □	SW □	GW	SN □	SW □
Portsmouth Harbour	d	1223		1229e	1259c	1323		1329e	1359c	1423		1429e	1459c	1523			1529e	1559c	1623			1633	1659c	1723		1733		1759c	1823			
Portsmouth & Southsea	d	1227		1238	1304c	1327		1338	1404c	1427		1438	1504c	1527			1538	1604c	1627			1638	1704c	1727		1738		1804c	1827			
Fratton	d	1231		1242	1308c	1331		1342	1408c	1431		1442	1508c	1531			1542	1608c	1631			1642	1708c	1731		1742		1808c	1831			
Hilsea	d			1246	1312c			1346	1412c			1446	1512c				1546	1612c				1646	1712c			1746		1812c				
Havant	d		1238		1319		1338		1419		1438		1520		1538	1538		1621		1638	1639		1719		1738		1758	1823				
Cosham	d	1239	1246	1251	1329	1339	1346	1351	1429	1439	1446	1451	1529	1539	1546	1546	1551	1629	1639	1646	1646	1651	1727	1739	1746	1751	1805	1830	1839			
Portchester	d			1256	1333			1356	1433			1456	1533			1556	1633				1656	1731			1756		1834					
Fareham	a	1246	1253	1301	1338	1346	1353	1401	1438	1446	1453	1501	1538	1546	1553	1553	1601	1638	1646	1653	1653	1701	1736	1746	1753	1801	1812	1839	1846			
Fareham	d	1247	1254	1303	1339	1347	1354	1403	1439	1447	1454	1503	1539	1547	1554	1556	1603	1639	1647	1654	1656	1703	1737	1747	1754	1803	1814	1840	1847			
Swanwick	d		1300	1309	1345		1400	1409	1445		1500	1509	1545		1600		1609	1645		1700		1709	1743		1800	1809		1846				
Bursledon	d			1313				1413				1513					1613					1713				1813						
Hamble	d			1316				1416				1516					1616					1716				1816						
Netley	d			1318				1418				1518					1618					1718	1749			1818						
Sholing	d			1322				1422				1522					1622					1722				1822						
Woolston	d			1324				1424				1524					1624					1724	1753			1824						
Bitterne	d			1328				1428				1528					1628					1728				1828						
St Denys	d			1331				1431				1531					1631					1731	1758			1831						
Southampton Central	a	1307	1319	1338	1402	1408	1419	1438	1502	1508	1519	1538	1602	1608	1619	1626	1638	1702	1708	1719	1728	1738	1803	1808	1819	1838	1839	1904	1908			

Late night and weekend trains may be altered due to engineering works.
Please check at southwesttrains.co.uk before travelling.

For guide to notes and symbols see end of timetable.

MONDAY TO FRIDAY
Portsmouth, Cosham, Fareham and Swanwick to Southampton Central

	<i>Operator Notes</i>	SN □	SW □	SN □	GW	SN □	SW □	SN □	GW	SN □	SW □	SW □	SN □	GW	SN □	SW □	SN □	SW □	SW □																				
Portsmouth Harbour	d		1827e	1859c	1923			1959c	2023				2059c	2123			2154c	2233	2324																				
Portsmouth & Southsea	d		1838	1904c	1927		1938	2004c	2027			2038	2104c	2127			2138	2159c	2238	2329																			
Fratton	d		1842	1908c	1931		1942	2008c	2031			2042	2108c	2131			2142	2203c	2242	2333																			
Hilsea	d		1846	1912c			1946	2012c				2046	2112c				2146	2207c	2246	2337																			
Havant	d	1840		1921		1937		2026		2039		2101	2126		2137		2226	2230y	2319e																				
Cosham	d	1846	1851	1929	1938	1946	1951	2033		2046	2051	2108	2134		2144	2151	2234	2251	2342																				
Portchester	d		1856	1933			1956	2022c		2050	2056	2113	2138			2156	2217c	2256	2347																				
Fareham	a	1854	1901	1938	1946	1954	2001	2040	2046	2055	2101	2118	2143	2147	2151	2201	2242	2301	2352																				
Fareham	d	1855	1903	1939	1947	1955	2003	2041	2047	2056	2103	2119	2143	2148	2152	2203	2243	2303	2353																				
Swanwick	d	1901	1909	1945		2001	2009	2047		2102	2109		2149		2158	2209	2249	2309																					
Bursledon	d		1913				2013					2113				2213		2313																					
Hamble	d		1916				2016					2116				2216		2316																					
Netley	d		1918				2018					2118				2218		2318																					
Sholing	d		1922				2022					2122				2222		2322																					
Woolston	d		1924				2024					2124		2158		2224		2324																					
Bitterne	d		1928				2028					2128				2228		2328																					
St Denys	d		1931				2031					2131			2202	2231	2331	0032w																					
Southampton Central	a	1920	1938	2003	2008	2018	2038	2105	2108	2119	2138	2143	2207	2221	2216	2238	2307	2339	0037w																				

Late night and weekend trains may be altered due to engineering works.
Please check at southwesttrains.co.uk before travelling.

For guide to notes and symbols see end of timetable.

SATURDAY

Portsmouth, Cosham, Fareham and Swanwick to Southampton Central

	<i>Operator Notes</i>	SN □	SW □	SN □	SW □ A	GW	SN □	SN □ A	SW □	SN □	GW	SN □	SW □	SN □	GW	SN □	SW □	SN □	GW	SN □ A	SW □	GW	SN □	GW	SN □	SW □	SN □	GW	SN □ A
Portsmouth Harbour	d		0443e		0540	0600			0629e	0659c	0723		0729e	0759c	0823		0829e	0859c	0923		0929e		0959c	1023		1029e	1059c	1123	
Portsmouth & Southsea	d		0516		0544	0604			0638	0704c	0727		0738	0804c	0827		0838	0904c	0927		0938		1004c	1027		1038	1104c	1127	
Fratton	d		0520		0548	0608			0642	0708c	0731		0742	0808c	0831		0842	0908c	0931		0942		1008c	1031		1042	1108c	1131	
Hilsea	d		0524			0601c			0646	0712c			0746	0812c			0846	0912c			0946		1012c			1046	1112c		
Havant	d	0516		0539		0549e	0624	0638		0723		0738		0820		0838		0919		0938		1000	1019		1038		1119		1138
Cosham	d	0523	0529	0549	0556	0619	0630	0646	0651	0730	0739	0746	0751	0828	0839	0846	0851	0926	0939	0946	0951	1006	1026	1039	1046	1051	1126	1139	1146
Portchester	d	0527	0534			0611c	0634		0656	0734			0756	0832			0856	0930			0956		1030			1056	1130		
Fareham	a	0532	0539	0557	0603	0627	0639	0653	0701	0739	0746	0753	0801	0837	0846	0853	0901	0935	0946	0953	1001	1015	1035	1046	1053	1101	1135	1146	1153
Fareham	d	0533	0540	0558	0604	0628	0640	0657	0703	0739	0747	0757	0803	0838	0847	0854	0903	0936	0947	0957	1003	1016	1036	1047	1054	1103	1136	1147	1157
Swanwick	d	0539	0546	0604			0646			0709	0745		0809	0844		0900	0909	0942			1009		1042			1100	1109	1142	
Bursledon	d		0550							0713			0813				0913										1113		
Hamble	d		0553							0716			0816				0916										1116		
Netley	d	0545	0555							0718			0818				0918										1118		
Sholing	d		0559							0722			0822				0922										1122		
Woolston	d	0549	0601							0724			0824				0924										1124		
Bitterne	d		0605							0728			0828				0928										1128		
St Denys	d		0608							0731			0831				0931										1131		
Southampton Central	a	0558	0613	0624	0635	0649	0705	0727	0738	0803	0807	0826	0838	0901	0908	0919	0938	1001	1008	1027	1038	1040	1101	1108	1119	1138	1201	1208	1227

Late night and weekend trains may be altered due to engineering works.
Please check at southwesttrains.co.uk before travelling.

For guide to notes and symbols see end of timetable.

SATURDAY

Portsmouth, Cosham, Fareham and Swanwick to Southampton Central

	<i>Operator Notes</i>	SW □	SN □	GW	SN □	SW □	SN □	GW	SN □	SW □	SN □	GW	SN □	SW □	SN □	GW	SN □ A	SW □	SN □	GW	SN □	SW □	SN □	GW	SN □ A	SW □	GW	SN □	GW
Portsmouth Harbour	d	1129e	1159c	1223		1229e	1259c	1323		1329e	1359c	1423		1429e	1459c	1523		1529e	1559c	1623		1629e	1659c	1723		1733		1759c	1823
Portsmouth & Southsea	d	1138	1204c	1227		1238	1304c	1327		1338	1404c	1427		1438	1504c	1527		1538	1604c	1627		1638	1704c	1727		1738		1804c	1827
Fratton	d	1142	1208c	1231		1242	1308c	1331		1342	1408c	1431		1442	1508c	1531		1542	1608c	1631		1642	1708c	1731		1742		1808c	1831
Hilsea	d	1146	1212c			1246	1312c			1346	1412c			1446	1512c			1546	1612c			1646	1712c			1746		1812c	
Havant	d		1219		1238		1319		1338		1419		1438		1519		1538		1619		1638		1719		1738		1800	1819	
Cosham	d	1151	1226	1239	1246	1251	1326	1339	1346	1351	1426	1439	1446	1451	1526	1539	1546	1551	1626	1639	1646	1651	1726	1739	1746	1751	1806	1826	1839
Portchester	d	1156	1230			1256	1330			1356	1430			1456	1530			1556	1630			1656	1730			1756	1830		
Fareham	a	1201	1235	1246	1253	1301	1335	1346	1353	1401	1435	1446	1453	1501	1535	1546	1553	1601	1635	1646	1653	1701	1735	1746	1753	1801	1814	1835	1846
Fareham	d	1203	1236	1247	1254	1303	1336	1347	1354	1403	1436	1447	1454	1503	1536	1547	1557	1603	1636	1647	1654	1703	1736	1747	1757	1803	1815	1836	1847
Swanwick	d	1209	1242		1300	1309	1342		1400	1409	1442		1500	1509	1542			1609	1642		1700	1709	1742			1809		1842	
Bursledon	d	1213				1313				1413				1513				1613				1713				1813			
Hamble	d	1216				1316				1416				1516				1616				1716				1816			
Netley	d	1218				1318				1418				1518				1618				1718				1818			
Sholing	d	1222				1322				1422				1522				1622				1722				1822			
Woolston	d	1224				1324				1424				1524				1624				1724				1824			
Bitterne	d	1228				1328				1428				1528				1628				1728				1828			
St Denys	d	1231				1331				1431				1531				1631				1731				1831			
Southampton Central	a	1238	1301	1308	1319	1338	1401	1408	1419	1438	1501	1508	1519	1538	1601	1608	1627	1638	1701	1708	1719	1738	1801	1808	1827	1838	1843	1901	1908

Late night and weekend trains may be altered due to engineering works.
Please check at southwesttrains.co.uk before travelling.

For guide to notes and symbols see end of timetable.

SATURDAY

Portsmouth, Cosham, Fareham and Swanwick to Southampton Central

	<i>Operator Notes</i>	SN □	SW □	SN □	GW	SN □ A	SW □	SN □	GW	SN □	SW □	SN □	SN □	SW □	SN □	SW □	SW □																								
Portsmouth Harbour	d		1829e	1859c	1923		1929e	1959c	2023		2028e	2059c		2119e	2154c	2233	2324																								
Portsmouth & Southsea	d		1838	1904c	1927		1938	2004c	2027		2038	2104c		2138	2159c	2238	2329																								
Fratton	d		1842	1908c	1931		1942	2008c	2031		2042	2108c		2142	2203c	2242	2333																								
Hilsea	d		1846	1912c			1946	2012c			2046	2112c		2146	2207c	2246	2337																								
Havant	d	1838		1919		1938		2026		2038		2123	2140		2221	2230y	2319e																								
Cosham	d	1846	1851	1926	1939	1946	1951	2032		2046	2051	2129	2147	2151	2228	2251	2342																								
Portchester	d		1856	1930			1956	2036			2056	2133		2156	2232	2256	2347																								
Fareham	a	1853	1901	1935	1946	1953	2001	2041	2045	2053	2101	2138	2154	2201	2237	2301	2352																								
Fareham	d	1854	1903	1936	1947	1957	2003	2042	2047	2055	2103	2139	2155	2203	2238	2303	2353																								
Swanwick	d	1900	1909	1942			2009	2048			2101	2109	2145	2201	2209	2244	2309																								
Bursledon	d		1913				2013					2113			2213		2313																								
Hamble	d		1916				2016					2116			2216		2316																								
Netley	d		1918				2018					2118			2218		2318																								
Sholing	d		1922				2022					2122			2222		2322																								
Woolston	d		1924				2024					2124			2224		2324																								
Bitterne	d		1928				2028					2128			2228		2328																								
St Denys	d		1931				2031					2131			2231		2331	0029w																							
Southampton Central	a	1919	1938	2001	2009	2027	2038	2105	2110	2119	2138	2202	2220	2238	2301	2336	0034w																								

Late night and weekend trains may be altered due to engineering works.
Please check at southwesttrains.co.uk before travelling.

For guide to notes and symbols see end of timetable.

SUNDAY

Portsmouth, Cosham, Fareham and Swanwick to Southampton Central

	<i>Operator</i>	<i>Notes</i>	SW	SW	SN	SW	SN	GW	SW	SN	SW	SN	GW	SW	SN	GW	SW	SN	GW	SW	SN	GW	SW	SN	GW	GW	SW			
Portsmouth Harbour	d	0637	0732e		0832e		0908	0932e		1032e		1108	1132e		1232e		1308	1332e		1408	1432e		1508	1532e		1608	1617c	1632e		
Portsmouth & Southsea	d	0642	0742		0842		0912	0942		1042		1112	1142		1242		1312	1342		1412	1442		1512	1542		1612	1622c	1642		
Fratton	d	0646	0746		0846		0915	0946		1046		1115	1146		1246		1316	1346		1416	1446		1516	1546		1616	1626c	1646		
Hilsea	d	0650	0750		0850			0950		1050			1150		1250			1350			1450			1550			1630c	1650		
Havant	d		0710e	0804	0812e	0908		0917e	1008	1021e	1108		1114e	1208	1212	1219e	1308		1314e	1408		1414e	1508		1514e	1608		1648		
Cosham	d	0655	0755	0811	0855	0916	0923	0955	1015	1055	1115	1123	1155	1215	1223	1255	1315	1323	1355	1415	1423	1455	1515	1523	1555	1615	1623	1655	1700	
Portchester	d	0700	0800		0900			1000		1100			1200		1300		1315	1323	1355	1400	1415	1423	1455	1500	1515	1523	1555	1600	1640c	1704
Fareham	a	0705	0805	0818	0905	0923	0931	1005	1022	1105	1122	1131	1205	1222	1231	1305	1322	1331	1405	1422	1431	1505	1522	1531	1605	1622	1631	1703	1709	
Fareham	d	0706	0806	0819	0906	0923	0932	1006	1023	1106	1123	1132	1206	1223	1232	1306	1323	1332	1406	1423	1432	1506	1523	1532	1606	1623	1632	1703	1710	
Swanwick	d	0712	0812	0826	0912	0929		1012	1029	1112	1129		1212	1229		1312	1329		1412	1429		1512	1529		1612	1629		1717		
Bursledon	d	0716	0816		0916			1016		1116			1216		1316			1416		1516		1616			1716			1720		
Hamble	d	0719	0819		0919			1019		1119			1219		1319			1419		1519		1619			1719			1724		
Netley	d	0721	0821		0921			1021		1121			1221		1321			1421		1521		1621			1721			1726		
Sholing	d	0725	0825		0925			1025		1125			1225		1325			1425		1525		1625			1725			1730		
Woolston	d	0727	0827		0927			1027		1127			1227		1327			1427		1527		1627			1727			1732		
Bitterne	d	0731	0831		0931			1031		1131			1231		1331			1431		1531		1631			1731			1735		
St Denys	d	0734	0834		0934			1034		1134			1234		1334			1434		1534		1634			1734			1738		
Southampton Central	a	0740	0840	0843	0940	0948	0953	1040	1046	1140	1146	1153	1240	1246	1253	1340	1346	1353	1440	1446	1453	1540	1546	1553	1640	1646	1653	1724	1743	

Late night and weekend trains may be altered due to engineering works.
Please check at southwesttrains.co.uk before travelling.

For guide to notes and symbols see end of timetable.

SUNDAY

Portsmouth, Cosham, Fareham and Swanwick to Southampton Central

	Operator Notes	SN 	GW	SW 	SN 	GW	GW	SW 	SN 	GW	SW 	SN 	GW	SW 	SN 	SW 	SN 	GW	SW 	SW 												
Portsmouth Harbour	d		1708	1732e		1808	1817c	1832e		1908	1932e		2008	2032e		2132e		2205	2232e	2317												
Portsmouth & Southsea	d		1712	1742		1812	1822c	1842		1912	1942		2012	2042		2142		2212	2242	2322												
Fratton	d		1716	1746		1816	1826c	1846		1916	1946		2016	2046		2146		2215	2246	2326												
Hilsea	d			1750			1830c	1850			1950			2050		2150			2250	2330												
Havant	d	1708		1714e	1808		1850		1908		1914e	2008		2014e	2108	2114e	2208		2214e	2251e												
Cosham	d	1715	1723	1755	1815	1823	1857	1900	1915	1923	1955	2015		2055	2115	2155	2215		2255	2335												
Portchester	d			1800			1840c	1904			2000			2100		2200			2300	2340												
Fareham	a	1722	1731	1805	1822	1831	1904	1909	1922	1931	2005	2022	2031	2105	2122	2205	2222	2231	2305	2345												
Fareham	d	1723	1732	1806	1823	1832	1905	1910	1923	1932	2006	2023	2032	2106	2123	2206	2223	2232	2306	2346												
Swanwick	d	1729		1812	1829			1917	1929		2012	2029		2112	2129	2212	2229		2312													
Bursledon	d			1816				1920			2016			2116		2216			2316													
Hamble	d			1819				1924			2019			2119		2219			2319													
Netley	d			1821				1926			2021			2121		2221			2321													
Sholing	d			1825				1930			2025			2125		2225			2325													
Woolston	d			1827				1932			2027			2127		2227			2327													
Bitterne	d			1831				1935			2031			2131		2231			2331													
St Denys	d			1834				1938			2034			2134		2234			2334	0032w												
Southampton Central	a	1747	1753	1840	1846	1853	1926	1943	1947	1953	2040	2046	2053	2140	2146	2240	2246	2253	2340	0038w												

Late night and weekend trains may be altered due to engineering works.
Please check at southwesttrains.co.uk before travelling.

For guide to notes and symbols see end of timetable.

MONDAY TO FRIDAY

Southampton Central to Swanwick, Fareham, Cosham and Portsmouth

	<i>Operator</i>	SN	SN	SW	GW	SN	SW	SN	GW	SW	SN	SN	SW	GW	SN	SN	SW	GW	SN	SN	SW	GW	SN	SN	SW	GW	SN	SN	SW
	<i>Notes</i>	□	□	□		□	□	□		□	□	□	□		□	□	□		□	□	□		□	□	□		□	□	□
Southampton Central	d	0546	0610	0624	0653	0706	0717	0733	0742	0752	0810	0832	0844	0905	0913	0932	0944	1005	1013	1032	1044	1105	1113	1132	1144	1205	1213	1232	1244
St Denys	d			0630			0723			0758	0815		0849			0949				1049				1149					1249
Bitterne	d			0632			0725			0800			0852			0952				1052				1152					1252
Woolston	d	0555	0619	0636		0715	0729			0804			0855			0955				1055				1155					1255
Sholing	d			0638			0731			0806			0858			0958				1058				1158					1258
Netley	d			0642			0735			0811			0902			1002				1102				1202					1302
Hamble	d			0644			0737			0813			0904			1004				1104				1204					1304
Bursledon	d			0647			0740			0816			0907			1007				1107				1207					1307
Swanwick	d	0604	0627	0651		0724	0744	0751		0820	0828	0849	0911		0932	0949	1011		1032	1049	1111		1132	1149	1211		1232	1250	1311
Fareham	a	0610	0633	0658	0715	0730	0752	0758	0805	0827	0834	0855	0917	0927	0938	0955	1017	1027	1038	1055	1117	1127	1138	1155	1217	1227	1238	1256	1317
Fareham	d	0611	0634	0659	0716	0731	0753	0758	0806	0828	0835	0856	0918	0927	0939	0956	1018	1027	1039	1056	1118	1127	1139	1156	1218	1227	1239	1256	1318
Portchester	a	0616	0639	0704	0726c	0736	0758			0833	0840		0923		0944		1023		1044		1123		1144		1223		1244		1323
Cosham	a	0620	0644	0708	0725	0740	0802	0806	0813	0838	0844	0904	0928	0935	0948	1004	1028	1035	1048	1104	1128	1135	1148	1204	1228	1235	1248	1304	1328
Havant	a	0628	0653	0736e		0746		0813	0839e		0850	0910			0955	1010			1055	1110			1155	1210			1255	1311	
Hilsea	a	0634c	0705c	0714	0735c	0803c	0808			0844	0905c		0933		1003c		1033		1103c		1133		1203c		1233		1303c		1333
Fratton	a	0640c	0709c	0718	0734	0807c	0812		0820	0848	0909c		0937	0942	1007c		1037	1042	1107c		1137	1142	1207c		1237	1242	1307c		1337
Portsmouth & Southsea	a	0644c	0712c	0722	0738	0811c	0817		0824	0852	0912c		0944	0946	1011c		1044	1046	1111c		1144	1146	1211c		1244	1246	1311c		1344
Portsmouth Harbour	a	0649c	0717c		0745	0816c			0830	0857	0918c			0952	1020c			1054	1120c		1154	1220c			1254	1320c			

Late night and weekend trains may be altered due to engineering works.
Please check at southwesttrains.co.uk before travelling.

For guide to notes and symbols see end of timetable.

MONDAY TO FRIDAY

Southampton Central to Swanwick, Fareham, Cosham and Portsmouth

	<i>Operator Notes</i>	GW	SN □	SN □	SW □	GW	SN □	SN □ A	GW	SW □	GW	SN □	SN □	SW □	GW	SN □	SN □	SW □	GW	SN □	SN □	SW □	GW	SN □	SN □	SW □	GW	SN □	SN □
Southampton Central	d	1305	1313	1332	1344	1404	1413	1426	1434	1444	1505	1513	1532	1544	1605	1612	1632	1644	1705	1713	1732	1744	1805	1811	1832	1844	1905	1912	1932
St Denys	d				1349					1449				1549				1649				1749				1849			
Bitterne	d				1352					1452				1552				1652				1752				1852			
Woolston	d				1355					1455				1555				1655				1755				1855			
Sholing	d				1358					1458				1558				1658				1758				1858			
Netley	d				1402					1502				1602				1702				1802				1902			
Hamble	d				1404					1504				1604				1704				1804				1904			
Bursledon	d				1407					1507				1607				1707				1807				1907			
Swanwick	d		1332	1350	1411		1432			1511		1533	1550	1611		1629	1650	1711		1732	1750	1811		1828	1849	1911		1929	1950
Fareham	a	1327	1338	1356	1417	1427	1438	1455	1458	1517	1527	1539	1556	1617	1627	1635	1656	1717	1727	1738	1756	1817	1827	1834	1855	1917	1927	1935	1956
Fareham	d	1327	1339	1356	1418	1427	1439	1456	1459	1518	1527	1540	1556	1618	1627	1636	1656	1718	1727	1739	1756	1818	1827	1835	1856	1918	1927	1936	1956
Portchester	a		1344		1423		1444			1523		1545		1623		1641	1717c	1723		1744		1823		1840	1919c	1923		1941	
Cosham	a	1335	1348	1404	1428	1435	1448		1507	1528	1535	1549	1604	1628	1635	1645	1704	1728	1735	1748	1804	1828	1835	1844	1904	1928	1934	1945	2004
Havant	a		1355	1411			1455	1508	1514			1555	1611			1651	1711			1755	1811			1850	1910			1952	2011
Hilsea	a		1403c		1433		1503c			1533		1603c		1633		1703c		1733		1804c		1833		1905c	1928c	1933		2002c	
Fratton	a	1342	1407c		1437	1442	1507c			1537	1542	1607c		1637	1642	1707c	1731c	1737	1742	1808c		1837	1845	1909c	1932c	1937	1942	2006c	
Portsmouth & Southsea	a	1346	1411c		1444	1446	1511c			1542	1546	1611c		1640	1646	1711c	1735c	1744	1746	1812c		1844	1852	1912c	1936c	1944	1946	2011c	
Portsmouth Harbour	a	1354	1420c		1454	1520c				1548	1554	1620c		1644	1654	1720c	1740c		1754	1820c		1850c	1900	1920c	1943c		1954	2020c	

Late night and weekend trains may be altered due to engineering works.
Please check at southwesttrains.co.uk before travelling.

For guide to notes and symbols see end of timetable.

MONDAY TO FRIDAY
Southampton Central to Swanwick, Fareham, Cosham and Portsmouth

	<i>Operator</i>	<i>SW</i>	<i>GW</i>	<i>SN</i>	<i>SN</i>	<i>SW</i>	<i>GW</i>	<i>SN</i>	<i>SN</i>	<i>SW</i>	<i>GW</i>	<i>SN</i>	<i>SN</i>	<i>SW</i>	<i>GW</i>	<i>SN</i>	<i>SW</i>																							
	<i>Notes</i>	<i>1</i>		<i>1</i>	<i>1</i>	<i>1</i>		<i>1</i>	<i>1</i>	<i>1</i>	<i>A</i>	<i>1</i>	<i>1</i>	<i>1</i>		<i>1</i>	<i>1</i>																							
Southampton Central	d	1944	2005	2011	2032	2044	2105	2113	2133	2144	2204	2221	2233	2244	2305	2312	2359																							
St Denys	d	1949				2049				2149				2249		2322	0004																							
Bitterne	d	1952				2052				2152				2252																										
Woolston	d	1955				2055				2155				2255																										
Sholing	d	1958				2058				2158				2258																										
Netley	d	2002				2102				2202				2302																										
Hamble	d	2004				2104				2204				2304																										
Bursledon	d	2007				2107				2207				2307																										
Swanwick	d	2011		2028	2050	2111		2133	2151	2211		2239	2250	2311																										
Fareham	a	2017	2027	2034	2056	2117	2127	2139	2157	2217	2242	2245	2256	2317	2327	2338	0047w																							
Fareham	d	2018	2027	2035	2057	2118	2127	2140	2158	2218	2242	2246	2257	2318	2327	2338																								
Portchester	a	2023		2040		2123		2145	2203	2223		2251	2315c	2323		2354c	0053w																							
Cosham	a	2028		2044	2105	2128		2149	2207	2228		2255	2305	2328		2346	0057w																							
Havant	a			2050	2111			2155	2213			2303	2312			2353																								
Hilsea	a	2033		2103c		2133		2204c		2233			2324c	2333		0003c																								
Fratton	a	2037	2042	2107c		2137	2141	2208c		2237	2255		2332c	2337	2344	0007c	0105w																							
Portsmouth & Southsea	a	2044	2046	2111c		2140	2145	2211c		2245	2258		2336c	2344	2348	0011c	0108w																							
Portsmouth Harbour	a		2054	2118c		2146	2153	2218c		2259e	2304		2340c		2354	0016c	0112w																							

Late night and weekend trains may be altered due to engineering works.
Please check at southwesttrains.co.uk before travelling.

For guide to notes and symbols see end of timetable.

SATURDAY

Southampton Central to Swanwick, Fareham, Cosham and Portsmouth

	<i>Operator</i>	<i>SW</i>	<i>SN</i>	<i>SN</i>	<i>SW</i>	<i>GW</i>	<i>SN</i>	<i>SN</i>	<i>SW</i>	<i>GW</i>	<i>SN</i>	<i>SN</i>	<i>SW</i>	<i>GW</i>	<i>SN</i>	<i>SN</i>	<i>SW</i>	<i>GW</i>	<i>SN</i>	<i>SN</i>	<i>SW</i>	<i>GW</i>	<i>SN</i>	<i>SN</i>	<i>SW</i>	<i>GW</i>	<i>SN</i>	<i>SN</i>	<i>SW</i>
	<i>Notes</i>	<i>1</i>	<i>1</i>	<i>1</i>	<i>1</i>		<i>1</i>	<i>1</i>	<i>1</i>		<i>1</i>	<i>1</i>	<i>1</i>		<i>1</i>	<i>1</i>	<i>1</i>		<i>1</i>	<i>1</i>	<i>1</i>		<i>1</i>	<i>1</i>	<i>1</i>		<i>1</i>	<i>1</i>	<i>1</i>
Southampton Central	d	0544	0613	0632	0644	0706	0713	0732	0744	0805	0813	0832	0844	0905	0913	0932	0944	1005	1013	1032	1044	1105	1113	1132	1144	1206	1213	1232	1244
St Denys	d	0549			0649				0749				0849				0949				1049				1149				1249
Bitterne	d	0552			0652				0752				0852				0952				1052				1152				1252
Woolston	d	0555			0655				0755				0855				0955				1055				1155				1255
Sholing	d	0558			0658				0758				0858				0958				1058				1158				1258
Netley	d	0602			0702				0802				0902				1002				1102				1202				1302
Hamble	d	0604			0704				0804				0904				1004				1104				1204				1304
Bursledon	d	0607			0707				0807				0907				1007				1107				1207				1307
Swanwick	d	0611	0632	0649	0711		0732	0749	0811		0832	0850	0911		0932	0950	1011		1032	1050	1111		1132	1150	1211		1232	1250	1311
Fareham	a	0620	0638	0655	0717	0727	0738	0755	0817	0827	0838	0856	0917	0927	0938	0956	1017	1027	1038	1056	1117	1127	1138	1156	1217	1227	1238	1256	1317
Fareham	d	0621	0639	0656	0718	0728	0739	0756	0818	0828	0839	0856	0918	0928	0939	0956	1018	1028	1039	1056	1118	1128	1139	1156	1218	1228	1239	1256	1318
Portchester	a	0626	0644		0723		0744		0823		0844		0923		0944		1023		1044		1123		1144		1223		1244		1323
Cosham	a	0631	0648	0704	0728	0736	0748	0804	0828	0836	0848	0904	0928	0936	0948	1004	1028	1036	1048	1104	1128	1136	1148	1204	1228	1236	1248	1304	1328
Havant	a		0655	0711			0755	0810			0855	0911			0955	1011			1055	1111			1155	1211			1255	1311	
Hilsea	a	0637	0703c		0733		0803c		0833		0904c		0933		1003c		1033		1103c		1133		1203c		1233		1303c		1333
Fratton	a	0641	0707c		0737	0743	0807c		0837	0843	0908c		0937	0943	1007c		1037	1043	1107c		1137	1143	1207c		1237	1243	1307c		1337
Portsmouth & Southsea	a	0644	0711c		0742	0746	0811c		0842	0846	0912c		0942	0946	1011c		1042	1047	1111c		1142	1146	1211c		1242	1246	1311c		1342
Portsmouth Harbour	a	0702e	0716c		0752	0818c			0852	0918c			0952	1018c			1052	1118c		1152	1218c			1252	1318c				

Late night and weekend trains may be altered due to engineering works.
Please check at southwesttrains.co.uk before travelling.

For guide to notes and symbols see end of timetable.

SATURDAY

Southampton Central to Swanwick, Fareham, Cosham and Portsmouth

<i>Operator</i> <i>Notes</i>	GW	SN ☐	SN ☐	SW ☐	GW	SN ☐	GW	SN ☐ A	SW ☐	GW	SN ☐	SN ☐	SW ☐	GW	SN ☐	SN ☐	SW ☐	GW	SN ☐	SN ☐	SW ☐	GW	SN ☐	SN ☐	SW ☐	GW	SN ☐	SN ☐	
Southampton Central	d	1305	1313	1332	1344	1405	1413	1434	1426	1444	1505	1513	1532	1544	1605	1613	1632	1644	1705	1713	1732	1744	1805	1811	1832	1844	1905	1909	1932
St Denys	d				1349					1449				1549				1649				1749				1849			
Bitterne	d				1352					1452				1552				1652				1752				1852			
Woolston	d				1355					1455				1555				1655				1755				1855			
Sholing	d				1358					1458				1558				1658				1758				1858			
Netley	d				1402					1502				1602				1702				1802				1902			
Hamble	d				1404					1504				1604				1704				1804				1904			
Bursledon	d				1407					1507				1607				1707				1807				1907			
Swanwick	d		1332	1350	1411		1432			1511		1532	1550	1611		1632	1650	1711		1732	1750	1811		1828	1850	1911		1928	1950
Fareham	a	1327	1338	1356	1417	1427	1438	1454	1459	1517	1527	1538	1556	1617	1627	1638	1656	1717	1727	1738	1756	1817	1827	1834	1856	1917	1927	1934	1956
Fareham	d	1328	1339	1356	1418	1428	1439	1455	1500	1518	1528	1539	1556	1618	1628	1639	1656	1718	1728	1739	1756	1818	1828	1835	1856	1918	1928	1935	1956
Portchester	a		1344		1423		1444			1523		1544		1623		1644		1723		1744		1823		1840		1923		1940	
Cosham	a	1336	1348	1404	1428	1436	1448	1503		1528	1536	1548	1604	1628	1636	1648	1704	1728	1736	1748	1804	1828	1836	1844	1904	1928	1936	1944	2004
Havant	a		1355	1411			1455	1510	1514			1555	1611			1655	1711			1755	1811			1850	1911			1951	2011
Hilsea	a		1403c		1433		1503c			1533		1603c		1633		1703c		1733		1803c		1833		1903c		1933		2003c	
Fratton	a	1343	1407c		1437	1443	1507c			1537	1543	1607c		1637	1643	1707c		1737	1743	1807c		1837	1843	1907c		1937	1943	2007c	
Portsmouth & Southsea	a	1346	1411c		1442	1446	1511c			1542	1546	1611c		1640	1646	1711c		1742	1746	1811c		1842	1846	1911c		1942	1946	2011c	
Portsmouth Harbour	a	1352	1418c		1452	1518c				1552	1618c			1644	1652	1716c			1752	1818c		1852	1918c			1952	2018c		

Late night and weekend trains may be altered due to engineering works.
Please check at southwesttrains.co.uk before travelling.

For guide to notes and symbols see end of timetable.

SATURDAY

Southampton Central to Swanwick, Fareham, Cosham and Portsmouth

	<i>Operator Notes</i>	SW □	GW	SN □	SN □	SW □	GW	SN □	SN □	SW □	GW	SN □	SN □	SW □	GW	SW □																									
Southampton Central	d	1944	2005	2011	2032	2044	2105	2113	2133	2144	2205	2213	2233	2244	2305	2359																									
St Denys	d	1949				2049				2149				2249		0004																									
Bitterne	d	1952				2052				2152				2252																											
Woolston	d	1955				2055				2155				2255																											
Sholing	d	1958				2058				2158				2258																											
Netley	d	2002				2102				2202				2302																											
Hamble	d	2004				2104				2204				2304																											
Bursledon	d	2007				2107				2207				2307																											
Swanwick	d	2011		2028	2049	2111		2133	2150	2211		2231	2252	2311																											
Fareham	a	2017	2027	2034	2055	2117	2127	2139	2156	2217	2227	2238	2258	2317	2326	0047w																									
Fareham	d	2018	2028	2035	2056	2118	2128	2140	2157	2218	2228	2239	2300	2318	2327																										
Portchester	a	2023		2040		2123		2145	2202	2223		2244	2323	2353c	0053w																										
Cosham	a	2028		2044	2104	2128		2149	2206	2228		2248	2308	2328	2358c	0057w																									
Havant	a			2050	2111			2155	2212			2254	2314																												
Hilsea	a	2037		2103c		2133		2203c		2233		2303c		2333	0003c																										
Fratton	a	2041	2043	2107c		2137	2143	2207c		2237	2242	2307c		2337	2341	0105w																									
Portsmouth & Southsea	a	2044	2046	2111c		2140	2146	2211c		2240	2246	2311c		2340	2345	0108w																									
Portsmouth Harbour	a		2052	2116c		2145	2152	2218c		2247	2252	2318c		2352	0112w																										

Late night and weekend trains may be altered due to engineering works.
Please check at southwesttrains.co.uk before travelling.

For guide to notes and symbols see end of timetable.

SUNDAY

Southampton Central to Swanwick, Fareham, Cosham and Portsmouth

	<i>Operator Notes</i>	SW □	SN □	SW □	GW	SN □ A	SW □	SN □	SW □	SN □	SW □	GW	SN □	SW □	GW	SN □	SW □	GW	SN □	SW □	GW	SN □	SW □	GW	SN □	SW □	GW	SN □	SW □
Southampton Central	d	0635	0730	0735	0831	0827	0835	0930	0935	1030	1035	1104	1130	1135	1204	1230	1235	1304	1330	1335	1404	1430	1435	1506	1530	1535	1604	1630	1635
St Denys	d	0641		0741			0841		0941		1041			1141			1241			1341			1441			1541			1641
Bitterne	d	0643		0743			0843		0943		1043			1143			1243			1343			1443			1543			1643
Woolston	d	0647		0747			0847		0947		1047			1147			1247			1347			1447			1547			1647
Sholing	d	0649		0749			0849		0949		1049			1149			1249			1349			1449			1549			1649
Netley	d	0653		0753			0853		0953		1053			1153			1253			1353			1453			1553			1653
Hamble	d	0655		0755			0855		0955		1055			1155			1255			1355			1455			1555			1655
Bursledon	d	0658		0758			0858		0958		1058			1158			1258			1358			1458			1558			1658
Swanwick	d	0702	0747	0802			0902	0947	1002	1047	1102		1147	1202		1247	1302		1347	1402		1447	1502		1547	1602		1647	1702
Fareham	a	0709	0753	0809	0851	0902	0909	0953	1009	1053	1109	1126	1153	1209	1226	1253	1309	1329	1353	1409	1426	1453	1509	1527	1558	1609	1626	1653	1709
Fareham	d	0710	0754	0810	0852	0902	0910	0954	1010	1054	1110	1126	1154	1210	1226	1254	1310	1330	1354	1410	1426	1454	1510	1528	1559	1610	1626	1654	1710
Portchester	a	0715		0815			0915		1015		1115	1149c		1215	1249c		1315	1349c		1415	1449c		1515	1549c		1615	1649c		1715
Cosham	a	0719	0802	0819	0900	0910	0919	1002	1019	1102	1119	1134	1202	1219	1234	1302	1319	1337	1402	1419	1434	1502	1519	1538	1607	1619	1634	1702	1719
Havant	a	0749e	0810	0849e	0911	0917	0949e	1010	1049e	1110	1149e	1200e	1210	1249e	1300e	1310		1346	1410	1449e	1500e	1510		1544	1614	1649e	1700e	1710	1749e
Hilsea	a	0726		0826			0926		1026		1126	1200c		1228	1300c		1326	1400c		1426	1500c		1526	1600c		1626	1700c		1726
Fratton	a	0730		0830			0930		1030		1130	1141		1232	1240		1330	1404c		1430	1440		1530	1604c		1630	1640		1730
Portsmouth & Southsea	a	0733		0833			0933		1033		1133	1145		1236	1244		1333	1408c		1433	1444		1533	1608c		1633	1644		1733
Portsmouth Harbour	a	0813e		0853e			1003e		1103e			1152			1252		1358e	1413c		1452		1558e	1613c			1652			

Late night and weekend trains may be altered due to engineering works.
Please check at southwesttrains.co.uk before travelling.

For guide to notes and symbols see end of timetable.

SUNDAY

Southampton Central to Swanwick, Fareham, Cosham and Portsmouth

	<i>Operator Notes</i>	GW	SN □	SW □	GW	SN □	SW □	GW	GW	SN □ A	SW □	GW	GW	SN □ A	SW □	GW	SN □	SW □	GW	SN □	SW □	SN □	GW						
Southampton Central	d	1704	1730	1735	1804	1830	1835	1904	1926	1930	1935	2004	2032	2029	2035	2104	2130	2135	2204	2215	2235	2252	2309						
St Denys	d			1741			1841				1941				2041			2141			2241								
Bitterne	d			1743			1843				1943				2043			2143			2243								
Woolston	d			1747			1847				1947				2047			2147			2247								
Sholing	d			1749			1849				1949				2049			2149			2249								
Netley	d			1753			1853				1953				2053			2153			2253								
Hamble	d			1755			1855				1955				2055			2155			2255								
Bursledon	d			1758			1858				1958				2058			2158			2258								
Swanwick	d		1747	1802		1847	1902				2002				2102		2147	2202		2232	2302	2311							
Fareham	a	1726	1753	1809	1826	1853	1909	1924	1949	2002	2009	2026	2055	2102	2110	2126	2153	2209	2226	2238	2309	2317	2330						
Fareham	d	1726	1754	1810	1826	1854	1910	1926	1950	2003	2010	2026	2056	2102	2110	2126	2154	2210	2226	2239	2310	2317	2331						
Portchester	a	1749c		1815	1849c		1915	1949c			2015	2049c			2115	2149c		2215		2249c	2315		2349c						
Cosham	a	1734	1802	1819	1834	1902	1919	1933	1957	2011	2019	2054c		2110	2120	2154c	2202	2219		2247	2319	2325	2354c						
Havant	a	1800e	1810	1849e	1900e	1910	1949e	2000e	2009	2018	2049e	2059e		2117	2149e	2200e	2210	2249e		2254		2332							
Hilsea	a	1800c		1826	1900c		1926	2000c			2026	2100c			2126	2200c		2226		2300c	2324		2359c						
Fratton	a	1740		1830	1840		1930	1940			2030	2040	2111		2130	2140		2230	2240	2304c	2328		2345						
Portsmouth & Southsea	a	1744		1833	1844		1933	1944			2033	2045	2116		2133	2145		2233	2245	2308c	2332		2348						
Portsmouth Harbour	a	1752		1853			1952				2052	2126			2152			2252	2313c				2356						

Late night and weekend trains may be altered due to engineering works.
Please check at southwesttrains.co.uk before travelling.

For guide to notes and symbols see end of timetable.

GUIDE TO NOTES AND SYMBOLS

GW Operated by Great Western Railway. Please see Great Western Railway publications for details of

- seat reservations
- cycle reservation requirements
- catering facilities.

SN Operated by Southern.

SW Operated by South West Trains.

A Runs via Southampton Airport Parkway.

B Runs until 30 December 2016.

C Runs from 2 January 2017.

a Arrival time.


c Change at Fareham.

d Departure time.


e Change at Fratton.


w Change at Eastleigh.

y Change at Hilsea.


 First Class accommodation also available.

 Station for the Royal Victoria Country Park and Netley Abbey.

 Station for Gunwharf Quays, the Spinnaker Tower and the Historic Dockyard.

 Interchange for ferry services to Gosport and Ryde, Isle of Wight.

 Car Park.

 Station for Portsmouth City Centre, the Guildhall and bus service to Southsea Hoverport for Hovertravel services to Ryde, Isle of Wight.
















#18 Refers to Pocket Timetable number which shows other services between these stations.

Trains shown in green

Trains shown in green type do not run for the full period of the timetable. Please see note above the times.

STATION INFORMATION

See notes for explanation of symbols.

Southampton Central			#19
St Denys			#19
Bitterne			
Woolston			
Sholing			
Netley			
Hamble			
Bursledon			
Swanwick			
Fareham			#18
Portchester			#18
Cosham			#18
Havant			#18
Hilsea			#18
Fratton			#18
Portsmouth & Southsea			#18
Portsmouth Harbour			#18



Visit us at

southwesttrains.co.uk

- Buying tickets online
- Special offers and days out
- Live train information
- Plan your journey
- Train times
- Latest news



Free Travel Alerts

southwesttrains.co.uk/jca

Keeping our registered customers up-to-date with their service running information, delays and alterations.



Twitter

@SW_Trains

Follow South West Trains on Twitter and be the first to know what's happening on our network.



facebook.com/swtrains

Providing South West Trains network information and details of our latest offers.



Customer Service Centre

0345 6000 650

Our UK based team are available 7 days a week from 6am to 10pm for:

- Ticket sales by credit or debit card
- Comments and suggestions.



Assisted Travel

0800 5282 100 **Textphone 0800 6920 792**

A freephone service open 6am - 10pm for older and disabled passengers. We recommend booking assistance **24 hours in advance.**



National Rail Enquiries

03457 48 49 50

Train times, fares and rail information.

South West Trains accepts no liability for any inaccuracy in the information contained in this publication which is subject to alteration. Please check before you travel.



Please recycle

Stagecoach South Western Trains Limited. Registered in England and Wales 5599788. Registered office: Friars Bridge Court, 41-45 Blackfriars Road, London SE1 8NZ. A part of the Stagecoach Group plc.

PTT26 1216

ISLAND LINE TRAINS

SOUTH WEST TRAINS