

28

Weymouth and Bournemouth to London Waterloo

TRAIN TIMES

11 December 2016 to 20 May 2017

- 
- **London Waterloo**
 - Clapham Junction
 - Woking
(for Heathrow Airport)
 - Basingstoke
 - Winchester
 - Eastleigh
 - **Southampton
Airport Parkway**
 - **Southampton
Central**
 - Totton
 - Ashurst (New Forest)
 - Beaulieu Road
 - Brockenhurst
 - Sway
 - New Milton
 - Hinton Admiral
 - Christchurch
 - Pokesdown for Boscombe
 - **Bournemouth**
 - Branksome
 - Parkstone
 - **Poole**
 - Hamworthy
 - Holton Heath
 - Wareham
 - Wool
 - Moreton
 - Dorchester South
 - Upwey
 - **Weymouth**

**WATERLOO &
SOUTH WEST
UPGRADE**

Summer 2017

See inside for more information.

**ADVANCE
INFORMATION**

MONDAY TO FRIDAY

Weymouth, Poole and Bournemouth to Basingstoke, Woking and London Waterloo

Operator	Notes	SW I★	SW	SW I★	SW I★	SW I★	XC I★	SW I★	SW I★	SW I★	SW I★	XC I	SW	SW I★	SW I	SW	SW	SW	XC I	SW I	SW I	SW I	SW	SW	XC I	SW I	SW I	SW I	SW
Weymouth	d								0555		0625					0725		0755		0820						0903		0920	
Upwey	d								0559		0629					0729		0759		0824								0924	
Dorchester South	d								0607		0637					0707		0807		0833						0913		0933	
Moreton	d								0614		0644					0714		0814		0839								0939	
Wool	d								0620		0650					0720		0820		0845								0945	
Wareham	d								0627		0657					0727		0827		0853						0928		0953	
Holton Heath	d								0631		0704					0731		0801		0831		0856						0956	
Hamworthy	a								0636		0704					0736		0806		0836		0901				0935		1001	
Poole	d	0500	0526	0545		0611			0641		0711		0720		0741		0755		0811	0841	0850	0907				0940	0950	1007	
Parkstone	d	0504	0530			0615			0645		0715		0724		0745		0759		0815	0845	0854					0944	0954		
Branksome	d	0507	0533			0618			0649		0719		0727		0749		0802		0819	0849	0857			0915		0948	0957		
Bournemouth	a	0512	0538	0554		0623			0654		0724		0732		0754		0807		0824	0854	0902	0916		0922		0953	1002	1017	
Bournemouth	d	0515	0540	0557	0604	0625	0630	0634	0656	0704	0726	0730	0734	0759		0810		0825	0845	0859	0905	0918			0927	0945	0955	1005	1022
Pokesdown for Boscombe	d	0519	0544		0608			0638		0708		0738				0814		0829		0909	0922				0930		0955	1009	1026
Christchurch	d	0523	0548		0612			0642		0712		0742				0818		0833		0913	0926				0934		0955	1013	1030
Hinton Admiral	d		0553		0617			0647		0717		0747				0824		0838		0918					0939		0955	1018	
New Milton	d	0530	0557		0621			0651		0721		0751				0829		0842		0922	0933				0944		0955	1022	1037
Sway	d		0602		0626			0656		0726		0756				0834		0847		0927	0940				0948		0955	1027	
Brockenhurst	a	0537	0607	0612	0631		0644	0701		0731		0744	0801	0814		0839		0852	0858	0914	0932	0940			0953	0958	1010	1032	1044
Brockenhurst	d	0538		0614	0633		0645	0703		0733		0750	0803	0815		0841			0900	0915	0933	0941			0954	1000	1011	1033	1045
Beaulieu Road	d												0808																
Ashurst (New Forest)	d				0641			0711		0741			0812			0848				0940								1040	
Totton	d	0549			0646			0716		0746			0817			0853				0945								1045	
Southampton Central	a	0554		0627	0651	0655	0659	0721	0725	0751	0755	0803	0823	0828	↔	0858			0912	0928	0952	0955			1009	1013	1026	1053	1058
Southampton Central	d	0555		0630	0700	0715	0730		0800	0815	0848	0830	0848	0900				0916	0930	0955	1000				1017	1030	1055	1100	
Southampton Airport	a	0602		0637	0707	0721	0737		0807	0821	↔	0837	0858	0907				0922	0937	1002	1007				1023	1037	1102	1107	
Eastleigh	a	0607		0649t		0721z	0749t					0849t	0903					0922	0937	1002	1007				1023	1037	1102	1107	
Winchester	a	0617		0647	0717	0730	0747		0817	0830		0847		0917		0924		0931	0947	↔	1017	1024			1032	1047	↔	1117	1124
Basingstoke	a	0634		0714r	0741r	0746	0814r		0834	0846		0915r		0935	0941			0946	1015r	↔	1034	1041			1047	1115r	↔	1134	1141
Reading	a	0704b				0804	0844r			0904								1007	1037r						1106				
Woking	a	0653		0738r	0805r	0818b	0834r		0853		0922		0954					1007	1037r						1106				
Clapham Junction	a	0714							0914		0943		1015	1025		1036b	1057k				1112	1125			1136b	1157k		1212	1225
London Waterloo	a	0724		0747	0816		0850		0925		0953		1023	1034							1120	1134				1149		1220	1234

Late night and weekend trains may be altered. Please check southwesttrains.co.uk before travelling.

For guide to notes and symbols see end of timetable.

MONDAY TO FRIDAY

Weymouth, Poole and Bournemouth to Basingstoke, Woking and London Waterloo

	Operator	XC	SW	SW	SW	SW	XC	SW	SW	SW	SW	XC	SW	SW	SW	SW	XC	SW	SW	SW	SW	XC	SW	SW	SW	XC	SW	SW	
	Notes	⌈	⌈		⌈		⌈	⌈		⌈		⌈	⌈		⌈		⌈	⌈		⌈		⌈	⌈		⌈	⌈		⌈	
Weymouth	d		1003		1020		1103		1120			1203		1220			1303		1320			1403		1420			1503		
Upwey	d				1024				1124					1224					1324			1424					1503		
Dorchester South	d		1013		1033		1113		1133			1213		1233			1313		1333			1413		1433			1513		
Moreton	d				1039				1139					1239					1339			1439					1513		
Wool	d				1045				1145					1245					1345			1445					1513		
Wareham	d		1028		1053		1128		1153			1228		1253			1328		1353			1428		1453			1528		
Holton Heath	d				1056				1156					1256					1356			1456					1528		
Hamworthy	a		1035		1101		1135		1201			1235		1301			1335		1401			1435		1501			1535		
Poole	d		1040	1050	1107		1140	1150	1207			1240	1250	1307			1340	1350	1407			1440	1450	1507		1540	1550		
Parkstone	d		1044	1054			1144	1154				1244	1254				1344	1354			1444	1454		1507		1544	1554		
Branksome	d		1048	1057			1148	1157				1248	1257				1348	1357			1448	1457		1507		1548	1557		
Bournemouth	a		1054	1102	1117		1154	1202	1217			1254	1302	1317			1354	1402	1417			1454	1502	1517		1554	1602		
Bournemouth	d	1045	1059	1105	1122		1145	1159	1205	1222		1245	1259	1305	1322		1345	1359	1405	1422		1445	1459	1505	1522		1545	1559	1605
Pokesdown for Boscombe	d			1109	1126				1209	1226				1309	1326				1409	1426			1509	1526			1559	1609	
Christchurch	d			1113	1130				1213	1230				1313	1330				1413	1430			1513	1530			1613		
Hinton Admiral	d			1118					1218					1318					1418			1518					1618		
New Milton	d			1122	1137				1222	1237				1322	1337				1422	1437			1522	1537			1622		
Sway	d			1127					1227					1327					1427			1527					1627		
Brookhurst	a	1058	1114	1132	1144		1158	1214	1232	1244		1258	1314	1332	1344		1358	1414	1432	1444		1458	1514	1532	1544		1558	1614	1632
Brookhurst	d	1100	1115	1133	1145		1200	1215	1233	1245		1300	1315	1333	1345		1400	1415	1433	1445		1500	1515	1533	1545		1600	1615	1633
Beaulieu Road	d			1138										1338														1640	
Ashurst (New Forest)	d			1142					1240					1342					1440			1540					1640		
Totton	d			1147					1245					1347					1445			1545					1645		
Southampton Central	a	1113	1128	1153	1158		1213	1228	1252	1258		1313	1328	1353	1358		1413	1428	1453	1458		1513	1528	1551	1558		1613	1628	1651
Southampton Central	d	1117	1130	1155	1200		1217	1230	1255	1300		1316	1330	1355	1400		1417	1430	1455	1500		1516	1530	1555	1600		1617	1630	1652
Southampton Airport	a	1123	1137	1202	1207		1223	1237	1302	1307		1322	1337	1402	1407		1423	1437	1502	1507		1522	1537	1603	1607		1623	1637	1703
Eastleigh	a		1149t	1206		1206		1249t	1306		1306		1349t	1406		1406	1437t	1449t	1506		1506		1549t	1607		1607		1649t	1707
Winchester	a	1132	1147		1217	1224	1232	1247		1317	1324	1331	1347		1417	1424	1432	1447		1517	1524	1531	1547		1617	1624	1632	1647	
Basingstoke	a	1147	1215r		1234	1241	1247	1315r		1334	1341	1346	1415r		1434	1441	1447	1515r		1534	1541	1546	1615r		1634	1641	1647	1715r	
Reading	a	1205	1237r				1305					1404	1436r				1505				1604	1634r				1708			
Woking	a		1219				1319					1420						1519				1619					1720		
Clapham Junction	a	1236b	1257k		1312	1325	1336b	1357k		1412	1425	1436b	1457k		1512	1525	1536b	1557k		1612	1625	1636b	1657k		1712	1725	1736b	1757k	
London Waterloo	a		1249		1320	1334		1349		1420	1434		1449		1520	1534		1549		1620	1634		1649		1721	1736		1750	

Late night and weekend trains may be altered. Please check southwesttrains.co.uk before travelling.

For guide to notes and symbols see end of timetable.

MONDAY TO FRIDAY

Weymouth, Poole and Bournemouth to Basingstoke, Woking and London Waterloo

	Operator Notes	SW I	SW	XC I	SW I	SW	SW	SW I	SW	XC I	SW I	SW	SW I	SW	XC I	SW I	SW	SW I	SW	XC	SW I	SW	SW	SW	SW	SW	SW	SW	SW	
Weymouth	d	1520			1603			1620			1703		1720			1803		1820			1903		1920		2010	2110	2210	2310		
Upwey	d	1524			1624			1624			1724		1724			1824		1824			1924		1924		2014	2114	2214	2314		
Dorchester South	d	1533			1613			1633			1713		1733			1813		1833			1913		1937		2022	2122	2222	2322		
Moreton	d	1539			1639			1639			1739		1739			1839		1839			1943		1943		2028	2128	2228	2328		
Wool	d	1545			1645			1645			1745		1745			1845		1845			1949		1949		2034	2134	2234	2334		
Wareham	d	1553			1628			1653			1728		1753			1828		1853			1928		1957		2042	2142	2242	2342		
Holton Heath	d	1556			1656			1656			1756		1756			1856		1856			1956		1956		2056	2156	2256	2356		
Hamworthy	a	1601			1635			1701			1735		1801			1835		1901			1935		2003		2048	2148	2248	2348		
Poole	d	1607			1640		1650	1707			1740	1750	1807			1840	1850	1907			1940	1950	2009		2054	2154	2254	2354		
Parkstone	d				1644		1654	1707			1744	1754	1807			1844	1854	1907			1944	1954	2009		2058	2158	2258	2358		
Branksome	d				1648		1657	1707			1748	1757	1807			1848	1857	1907			1948	1957	2009		2101	2201	2301	2401		
Bournemouth	a	1617			1654		1702	1717			1754	1802	1817			1854	1902	1917			1954	2002	2018		2107	2207	2307	0003		
Bournemouth	d	1622		1645	1659		1705	1722		1745	1759	1805	1822		1845	1859	1905	1922		1945	1959	2005	2022		2112	2212	2312			
Pokesdown for Boscombe	d	1626			1709	1726		1726			1809	1826			1845	1859	1909	1926			2009	2026			2116	2216	2316			
Christchurch	d	1630			1713	1730		1730			1813	1830			1845	1859	1913	1930			2013	2030			2120	2220	2320			
Hinton Admiral	d				1718			1718			1818		1818			1918		1918			2018		2018		2125	2225	2325			
New Milton	d	1637			1722	1737		1737			1822	1837			1845	1859	1922	1937			2022	2037			2129	2229	2329			
Sway	d				1727			1727			1827	1844			1845	1859	1927	1944			2027	2044			2134	2234	2334			
Brookhurst	a	1644		1658	1714		1732	1744		1758	1814	1832	1844		1858	1914	1932	1944		1958	2014	2032	2044		2139	2239	2339			
Brookhurst	d	1645		1700	1715	1720	1733	1745		1800	1815	1833	1845		1900	1915	1933	1945		2000	2015	2033	2045		2140	2240	2340			
Beaulieu Road	d				1727	1740		1740			1838	1842			1845	1859	1941	1945			2040		2040		2147	2247	2347			
Ashurst (New Forest)	d				1732	1745		1745			1847	1847			1845	1859	1946	1945			2045		2045		2152	2252	2352			
Totton	d				1732	1745		1745			1847	1847			1845	1859	1946	1945			2045		2045		2152	2252	2352			
Southampton Central	a	1658		1713	1728	1741	1750	1758		1813	1828	1853	1858		1913	1928	1952	1958		2013	2028	2051	2058		2157	2257	2357			
Southampton Central	d	1700		1717	1730		1755	1800		1815	1830	1855	1900		1916	1930	1955	2000		2017	2030	2055	2100		2200	2300	2359			
Southampton Airport	a	1707		1723	1737	1752z	1802	1807		1821	1837	1902	1907		1922	1937	2002	2007		2023	2037	2102	2107		2207	2307	0009			
Eastleigh	a		1707		1749t		1806			1806	1832t	1849t	1906		1906	1949t	2006	2007		2006	2049t	2106	2149t	2106	2216t	2311	0014			
Winchester	a	1717	1724	1732	1747	1801z	1817	1824	1830	1847		1917	1924	1931	1947		2017	2024	2032	2047	2047	2106	2117	2125	2217	2323	0028v			
Basingstoke	a	1734	1742	1747	1815r	1817z	1834	1841	1845	1915r		1934	1941	1946	2015r		2034	2041	2047	2106	2106	2142	2142	2234	2343					
Reading	a			1804	1835z					1904				2005					2106		2106		2205b		2319b	0026b				
Woking	a			1819						1925				2019					2109		2119		2209		2254	0018				
Clapham Junction	a	1812	1825	1836b	1858k		1912	1926	1941b	2005k		2012	2025		2052k		2116	2129		2152k		2214	2230	2314	0053					
London Waterloo	a	1823	1834	1850			1920	1934		1952		2020	2034		2049		2124	2139		2149		2222	2238	2323	0104					

Late night and weekend trains may be altered. Please check southwesttrains.co.uk before travelling.

For guide to notes and symbols see end of timetable.

SATURDAY

Weymouth, Poole and Bournemouth to Basingstoke, Woking and London Waterloo

Operator	Notes	SW	XC	XC	SW	SW	SW	SW	XC	SW	SW	SW	SW	XC	SW	SW	SW	SW	XC	SW	SW	SW	SW	XC	SW	SW	SW	SW	XC			
Weymouth	d				0542			0620					0655		0720				0803		0820				0903		0920			1003		1020
Upwey	d							0624					0659		0724				0824		0824				0924		0924			1024		
Dorchester South	d				0552			0633					0707		0733			0813		0833				0913		0933			1013		1033	
Moreton	d							0639					0714		0739				0839		0839				0939		0939			1039		
Wool	d				0602			0645					0720		0745				0845		0845				0945		0945			1045		
Wareham	d				0610			0653					0727		0753			0828		0853				0928		0953			1028	1053		
Holton Heath	d				0613			0656					0731		0756				0856		0856				0956		0956			1056		
Hamworthy	a				0618			0701					0736		0801			0835		0901		0935			1001		1035			1101		
Poole	d	0528			0624	0650	0707			0741	0750	0807			0840	0850	0907		0940	0950	1007			1040	1050	1107						
Parkstone	d	0532			0628	0654				0745	0754				0844	0854			0944	0954				1044	1054							
Branksome	d	0535			0631	0657				0749	0757				0848	0857			0948	0957				1048	1057							
Bournemouth	a	0540			0637	0702	0717			0754	0802	0817			0854	0902	0917		0954	1002	1017				1054	1102	1117					
Bournemouth	d	0542	0625	0637	0642	0705	0722		0747	0759	0805	0822		0847	0859	0905	0922		0947	0959	1005	1022		1047	1059	1105	1122			1147		
Pokesdown for Boscombe	d	0546			0646	0709	0726				0809	0826			0909	0926				1009	1026				1109	1126						
Christchurch	d	0550			0650	0713	0730				0813	0830			0913	0930				1013	1030				1113	1130						
Hinton Admiral	d	0555			0655	0718					0818				0918					1018					1118							
New Milton	d	0559			0659	0722	0737				0822	0837			0922	0937				1022	1037				1122	1137						
Sway	d	0604			0704	0727					0827				0927					1027					1127							
Brookhurst	a	0609	0638	0652	0709	0732	0744		0800	0814	0832	0844		0900	0914	0932	0944		1000	1014	1032	1044		1100	1114	1132	1144			1200		
Brookhurst	d	0610	0639	0655	0710	0733	0745		0802	0815	0833	0845		0902	0915	0933	0945		1002	1015	1033	1045		1102	1115	1133	1145			1202		
Beaulieu Road	d														0938										1138							
Ashurst (New Forest)	d	0617			0717	0740					0840				0942					1040					1142							
Totton	d	0622			0722	0745					0845				0947					1045					1147							
Southampton Central	a	0627	0652	0708	0727	0752	0758		0815	0828	0852	0858		0915	0928	0953	0958		1014	1028	1053	1058		1115	1128	1153	1158			1215		
Southampton Central	d	0630	0653	0720	0730	0755	0800		0820	0830	0855	0900		0918	0930	0955	1000		1017	1030	1055	1100		1120	1130	1155	1200			1220		
Southampton Airport	a	0637	0700	0726	0737	0802	0807		0826	0837	0902	0907		0924	0937	1002	1007		1023	1037	1102	1107		1126	1137	1202	1207			1226		
Eastleigh	a	0641	0711t		0749t	0806		0806	0849t	0906			0906	0949t	1006			1006	1049t	1106			1106	1149t	1206			1206				
Winchester	a	0651	0708	0735	0747		0817	0824	0835	0847			0917	0924	0933	0947		1017	1024	1032	1047		1117	1124	1135	1147		1217	1224	1235		
Basingstoke	a	0708	0724	0751	0815r		0834	0841	0850	0915r		0934	0941	0948	1015r		1034	1041	1050	1115r		1134	1141	1150	1215r		1234	1241	1250			
Reading	a		0742	0808	0835r				0908					1008	1035r				1107				1208	1235r					1308			
Woking	a	0727	0749b		0821					0919					1019					1119				1219								
Clapham Junction	a	0805k	0831b	0837b	0857k		0912	0925	0936b	0957k		1012	1025	1036b	1057k		1112	1125	1136b	1157k		1212	1225	1236b	1257k		1312	1325	1336b			
London Waterloo	a	0753	0819b		0849		0920	0934				1020	1034		1049		1120	1134		1149		1221	1234		1251		1321	1334				

Late night and weekend trains may be altered. Please check southwesttrains.co.uk before travelling.

For guide to notes and symbols see end of timetable.

SATURDAY

Weymouth, Poole and Bournemouth to Basingstoke, Woking and London Waterloo

	Operator Notes	SW I	SW I	SW I	SW I	XC I	SW I	SW I	SW I	SW I	XC I	SW I	SW I	SW I	SW I	XC I	SW I	SW I	SW I	SW I	XC I	SW I	SW I	SW I	SW I	XC I	SW I	SW I	SW I			
Weymouth	d	1103		1120			1203		1220			1303		1320			1403		1420			1503		1520			1603		1620			
Upwey	d			1124					1224					1324					1424				1524				1624					
Dorchester South	d	1113		1133			1213		1233			1313		1333			1413		1433			1513		1533			1613		1633			
Moreton	d			1139					1239					1339					1439				1539				1639					
Wool	d			1145					1245					1345					1445				1545				1645					
Wareham	d	1128		1153			1228		1253			1328		1353			1428		1453			1528		1553			1628		1653			
Holton Heath	d			1156					1256					1356					1456				1556				1656					
Hamworthy	a	1135		1201			1235		1301			1335		1401			1435		1501			1535		1601			1635		1701			
Poole	d	1140	1150	1207			1240	1250	1307			1340	1350	1407			1440	1450	1507			1540	1550	1607		1640	1650	1707				
Parkstone	d	1144	1154				1244	1254				1344	1354				1444	1454				1544	1554			1644	1654					
Branksome	d	1148	1157				1248	1257				1348	1357				1448	1457				1548	1557			1648	1657					
Bournemouth	a	1154	1202	1217			1254	1302	1317			1354	1402	1417			1454	1502	1517			1554	1602	1617		1654	1702	1717				
Bournemouth	d	1159	1205	1222			1259	1305	1322			1347	1359	1405	1422			1447	1459	1505	1522		1547	1559	1605	1622		1647	1659	1705	1722	
Pokesdown for Boscombe	d			1209	1226			1309	1326					1409	1426					1509	1526			1609	1626			1709	1726			
Christchurch	d			1213	1230				1313	1330				1413	1430					1513	1530			1613	1630			1713	1730			
Hinton Admiral	d			1218				1318						1418						1518				1618			1718					
New Milton	d			1222	1237			1322	1337					1422	1437					1522	1537			1622	1637		1722	1737				
Sway	d			1227				1327						1427						1527				1627			1727					
Brockenhurst	a	1214	1232	1244			1300	1314	1332	1344			1400	1414	1432	1444			1500	1514	1532	1544		1600	1614	1632	1644		1700	1714	1732	1744
Brockenhurst	d	1215	1233	1245			1302	1315	1333	1345			1402	1415	1433	1445			1502	1515	1533	1545		1602	1615	1633	1645		1702	1715	1733	1745
Beaulieu Road	d							1338												1538							1738					
Ashurst (New Forest)	d			1240				1342						1440						1542				1640			1742					
Totton	d			1245				1347						1445						1547				1645			1747					
Southampton Central	a	1228	1251	1258			1315	1328	1353	1358			1415	1428	1451	1458			1515	1528	1553	1558		1615	1628	1651	1658		1715	1728	1753	1758
Southampton Central	d	1230	1255	1300			1318	1330	1355	1400			1420	1430	1455	1500			1518	1530	1555	1600		1620	1630	1655	1700		1720	1730	1755	1800
Southampton Airport	a	1237	1302	1307			1324	1337	1402	1407			1426	1437	1502	1507			1524	1537	1602	1607		1626	1637	1702	1707		1726	1737	1802	1807
Eastleigh	a	1249t	1306		1306		1349t	1406			1406	1437t	1449t	1506			1506		1549t	1606			1606		1649t	1706		1706		1749t	1806	
Winchester	a	1247		1317	1324	1333	1347		1417	1424	1435	1447		1517	1524	1533	1547		1617	1624	1635	1647		1717	1724	1735	1747		1817			
Basingstoke	a	1315r		1334	1341	1348	1415r		1434	1441	1450	1515r		1534	1541	1549	1615r		1634	1641	1650	1715r		1734	1741	1750	1815r		1834			
Reading	a				1408	1435r					1507					1607	1634r			1708				1807	1835r							
Woking	a	1319				1419						1519					1619					1719				1819						
Clapham Junction	a	1357k		1412	1425	1436b	1457k		1512	1525	1536b	1557k		1612	1625	1636b	1657k		1712	1725	1736b	1757k		1812	1825	1836b	1857k		1912			
London Waterloo	a	1351		1421	1434		1451		1521	1534		1551		1620	1634		1649				1720	1734		1749		1821	1834		1849		1920	

Late night and weekend trains may be altered. Please check southwesttrains.co.uk before travelling.

For guide to notes and symbols see end of timetable.

SATURDAY

Weymouth, Poole and Bournemouth to Basingstoke, Woking and London Waterloo

Operator Notes	SW	XC I	SW I	SW	SW I	SW	XC I	SW I	SW	SW I	SW	XC	SW I	SW	SW	SW	SW	SW	SW	SW																							
Weymouth	d		1703		1720			1803		1820			1903		1920		2010	2110	2210	2310																							
Upwey	d				1724					1824					1924		2014	2114	2214	2314																							
Dorchester South	d		1713		1733			1813		1833			1913		1933		2022	2122	2222	2322																							
Moreton	d				1739					1839					1939		2028	2128	2228	2328																							
Wool	d				1745					1845					1945		2034	2134	2234	2334																							
Wareham	d		1728		1753			1828		1853			1928		1953		2042	2142	2242	2342																							
Holton Heath	d				1756					1856					1956																												
Hamworthy	a		1735		1801			1835		1901			1935		2001		2048	2148	2248	2348																							
Poole	d		1740	1750	1807			1840	1850	1907			1940	1950	2007		2054	2154	2254	2354																							
Parkstone	d		1744	1754				1844	1854				1944	1954			2058	2158	2258																								
Branksome	d		1748	1757				1848	1857				1948	1957			2101	2201	2301																								
Bournemouth	a		1754	1802	1817			1854	1902	1917			1954	2002	2017		2107	2207	2307	0003																							
Bournemouth	d		1747	1759	1805	1822		1847	1859	1905	1922		1947	1959	2005	2022		2112	2212	2312																							
Pokesdown for Boscombe	d				1809	1826				1909	1926				2009	2026		2116	2216	2316																							
Christchurch	d				1813	1830				1913	1930				2013	2030		2120	2220	2320																							
Hinton Admiral	d				1818					1918					2018			2125	2225	2325																							
New Milton	d				1822	1837				1922	1937				2022	2037		2129	2229	2329																							
Sway	d				1827					1927					2027			2134	2234	2334																							
Brockenhurst	a		1800	1814	1832	1844		1900	1914	1932	1944		2000	2014	2032	2044		2139	2239	2339																							
Brockenhurst	d		1802	1815	1833	1845		1902	1915	1933	1945		2002	2015	2033	2045		2140	2240	2340																							
Beaulieu Road	d																																										
Ashurst (New Forest)	d				1840					1940					2040			2147	2247	2347																							
Totton	d				1845					1945					2045			2152	2252	2352																							
Southampton Central	a		1815	1828	1851	1858		1915	1928	1951	1958		2015	2028	2051	2058		2157	2257	2357																							
Southampton Central	d		1820	1830	1855	1900		1920	1930	1955	2000		2019	2030	2055	2100		2200	2300	2359																							
Southampton Airport	a		1826	1837	1902	1907		1926	1937	2002	2007		2025	2037	2102	2107		2207	2307	0009																							
Eastleigh	a	1806		1849t	1906		1906		1949t	2006			2006		2049t	2106	2149t	2106	2241t	2311	0014																						
Winchester	a	1824	1835	1847		1917	1924	1935	1947		2017	2024	2035	2047		2117	2124	2217	2323	0031v																							
Basingstoke	a	1841	1850	1915r		1934	1941	1950	2015r		2034	2041	2050	2117r		2134	2141	2234	2343																								
Reading	a		1908					2008					2108				2231b	2333b																									
Woking	a			1919					2019				2109		2120		2209	2253	0018																								
Clapham Junction	a	1925	1936b	1957k		2012	2025		2052k		2116	2129		2152k		2214	2229	2314	0053																								
London Waterloo	a	1934		1949		2020	2034		2049		2124	2138		2149		2222	2238	2322	0104																								

Late night and weekend trains may be altered. Please check southwesttrains.co.uk before travelling.

For guide to notes and symbols see end of timetable.

SUNDAY

Weymouth, Poole and Bournemouth to Basingstoke, Woking and London Waterloo

	Operator	SW	SW	SW	SW	XC	SW	SW	XC	SW	SW	XC	SW	SW	XC	SW	SW	XC	SW	SW	XC	SW	SW	XC	SW	SW	XC	SW	SW
	Notes	1	2	3	4	5	6	7	8	9	10	11	12	13	14	15	16	17	18	19	20	21	22	23	24	25	26	27	28
Weymouth	d			0748			0848			0948			1048			1148			1248			1348			1448			1548	
Upwey	d			0752			0852			0952			1052			1152			1252			1352			1452			1552	
Dorchester South	d			0800			0900			1000			1100			1200			1300			1400			1500			1600	
Moreton	d			0807			0907			1007			1107			1207			1307			1407			1507			1607	
Wool	d			0813			0913			1013			1113			1213			1313			1413			1513			1613	
Wareham	d			0820			0920			1020			1120			1220			1320			1420			1520			1620	
Holton Heath	d																												
Hamworthy	a			0827			0927			1027			1127			1227			1327			1427			1527			1627	
Poole	d	0650	0750	0832	0855		0932	0955		1032	1055		1132	1155		1232	1255		1332	1355		1432	1455		1532	1555	1632	1655	
Parkstone	d	0654	0754	0836			0936			1036			1136			1236			1336			1436			1536			1636	
Branksome	d	0657	0757	0840			0940			1040			1140			1240			1340			1440			1540			1640	
Bournemouth	a	0702	0802	0846	0904		0946	1004		1046	1104		1146	1204		1246	1304		1346	1404		1446	1504		1546	1604	1646	1704	
Bournemouth	d	0706	0806	0850	0906	0940	0950	1006	1040	1050	1106	1140	1150	1206	1240	1250	1306	1340	1350	1406	1440	1450	1506	1540	1550	1606	1640	1650	1706
Pokesdown for Boscombe	d	0710	0810		0910			1010			1110			1210			1310			1410			1510			1610		1710	
Christchurch	d	0714	0814		0914			1014			1114			1214			1314			1414			1514			1614		1714	
Hinton Admiral	d	0719	0819		0919			1019			1119			1219			1319			1419			1519			1619		1719	
New Milton	d	0723	0823	0901	0923		1001	1023		1101	1123		1201	1223		1301	1323		1401	1423		1501	1523		1601	1623	1701	1723	
Sway	d	0728	0828		0928			1028			1128			1228			1328			1428			1528			1628		1728	
Brockenhurst	a	0733	0833	0908	0933	0953	1008	1033	1053	1108	1133	1153	1208	1233	1253	1308	1333	1353	1408	1433	1453	1508	1533	1553	1608	1633	1653	1708	1733
Brockenhurst	d	0734	0834	0909	0934	0957	1009	1034	1057	1109	1134	1157	1209	1234	1257	1309	1334	1357	1409	1434	1457	1509	1534	1557	1609	1634	1657	1709	1734
Beaulieu Road	d		0839		0939			1039			1139			1239			1339			1439			1539			1639		1739	
Ashurst (New Forest)	d	0743	0843		0943			1043			1143			1243			1343			1443			1543			1643		1743	
Totton	d	0748	0848		0948			1048			1148			1248			1348			1448			1548			1648		1748	
Southampton Central	a	0753	0853	0923	0953	1010	1023	1053	1110	1123	1153	1210	1223	1253	1310	1323	1353	1410	1423	1453	1510	1523	1553	1610	1623	1653	1710	1723	1753
Southampton Central	d	0755	0855	0925	0955	1015	1025	1055	1115	1125	1155	1215	1225	1255	1315	1325	1355	1415	1425	1455	1515	1525	1555	1615	1625	1655	1715	1725	1755
Southampton Airport	a	0802	0902	0932	1002	1021	1032	1102	1121	1132	1202	1221	1232	1302	1321	1332	1402	1421	1432	1502	1521	1532	1602	1621	1632	1702	1721	1732	1802
Eastleigh	a	0807	0907		1007			1107			1207			1307			1407			1507			1606			1706		1806	
Winchester	a	0822	0922	0941	1022	1030	1041	1122	1130	1141	1222	1230	1241	1322	1330	1341	1422	1430	1441	1522	1530	1541	1616	1630	1641	1716	1730	1741	1816
Basingstoke	a	0842	0942	0958	1042	1046	1058	1142	1146	1158	1242	1246	1258	1342	1346	1358	1442	1446	1458	1542	1546	1558	1633	1646	1658	1733	1746	1758	1833
Reading	a	0931b	1004b	1031b		1103	1131b		1203	1231b		1304	1331b		1403	1431b		1505	1531b		1603	1631b		1703	1731b		1803	1831b	
Woking	a	0902	1002	1019	1102		1118	1202		1318	1302		1418	1402		1518	1502		1618	1602		1718	1653		1818	1753	1818	1853	
Clapham Junction	a	0930	1027	1039	1127		1139	1227		1239	1327		1339	1427		1439	1527		1539	1627		1639	1714		1739	1814	1839	1914	
London Waterloo	a	0941	1039	1050	1139		1150	1237		1249	1337		1349	1437		1449	1537		1549	1637		1649	1724		1749	1824	1849	1924	

Late night and weekend trains may be altered. Please check southwesttrains.co.uk before travelling.

For guide to notes and symbols see end of timetable.

SUNDAY

Weymouth, Poole and Bournemouth to Basingstoke, Woking and London Waterloo

Operator	XC	SW	SW	XC	SW	SW	XC	SW	SW	SW	SW	SW	SW																											
Notes	⌈	⌈		⌈	⌈			⌈				⌈																												
Weymouth	d		1648									1748																												
Upwey	d		1652									1752																												
Dorchester South	d		1700									1800																												
Moreton	d		1707									1807																												
Wool	d		1713									1813																												
Wareham	d		1720									1820																												
Holton Heath	d																																							
Hamworthy	a		1727									1827																												
Poole	d		1732	1755								1832	1855																											
Parkstone	d		1736									1836																												
Branksome	d		1740									1840																												
Bournemouth	a		1746	1804								1846	1904																											
Bournemouth	d	1740	1750	1806	1840	1850	1906	1940	1950	2006	2106	2206	2306																											
Pokesdown for Boscombe	d			1810			1910			2010	2110	2210	2310																											
Christchurch	d			1814			1914			2014	2114	2214	2314																											
Hinton Admiral	d			1819			1919			2019	2119	2219	2319																											
New Milton	d		1801	1823			1901	1923		2001	2023	2123	2223	2323																										
Sway	d			1828			1928			2028	2128	2228	2328																											
Brockenhurst	a	1753	1808	1833	1853	1908	1933	1953	2008	2033	2133	2233	2333																											
Brockenhurst	d	1757	1809	1834	1857	1909	1934	1957	2009	2034	2134	2234	2334																											
Beaulieu Road	d			1839			1939			2039	2139	2239																												
Ashurst (New Forest)	d			1843			1943			2043	2143	2243	2343																											
Totton	d			1848			1948			2048	2148	2248	2348																											
Southampton Central	a	1810	1823	1853	1910	1923	1953	2010	2023	2053	2153	2253	2353																											
Southampton Central	d	1815	1825	1855	1915	1925	1955	2015	2025	2055	2155	2255																												
Southampton Airport	a	1821	1832	1902	1921	1932	2002	2021	2032	2102	2202	2302																												
Eastleigh	a			1906			2006			2106	2207	2309																												
Winchester	a	1830	1841	1916	1930	1941	2030	2041	2116	2217	2322																													
Basingstoke	a	1846	1858	1933	1946	1958	2033	2046	2058	2133	2235	2342																												
Reading	a	1903	1931b		2003	2031b		2103	2130b	2231b	2331b	0031b																												
Woking	a		1918	1953			2018	2053		2118	2153	2254	0002																											
Clapham Junction	a		1939	2014			2039	2114		2139	2214	2315	0023																											
London Waterloo	a		1949	2024			2049	2124		2149	2224	2325	0033																											

Late night and weekend trains may be altered. Please check southwesttrains.co.uk before travelling.

For guide to notes and symbols see end of timetable.

MONDAY TO FRIDAY

London Waterloo, Woking and Basingstoke to Bournemouth, Poole and Weymouth

Operator	SW	SW	SW	SW	SW	SW	SW	SW	SW	XC	SW	SW	SW	SW	XC	SW	SW	SW	SW	SW	XC	SW	SW	SW	SW	XC	SW	SW	SW	SW	SW
Notes					A			B		I	I	I	I	I	I	I	I	I	I	I	I	I	I	I	I	I	I	I	I	I	I
London Waterloo	d			0530		0612	0630		0703	0710b	0735	0739	0805		0835		0839	0905		0935		0939	1005		1035		1039	1105			
Clapham Junction	d			0537u		0619u	0637u		0710u	0717b	0723k	0745u	0812u		0827k		0846u	0912u		0927k		0946u	1012u		1027k		1046u	1112u			
Woking	d			0601		0650	0657		0730	0736b	0800		0816b		0900			0916b		1000			1016b		1100			1116b			
Reading	d			0539b		0639b		0705b	0752		0820z		0846				0905b		0946			1020z		1052			1107b				
Basingstoke	d		0540	0621		0730	0718	0730	0750	0810	0820	0834	0849		0910		0933	0949		1010		1033	1049		1110		1133	1149			
Winchester	d		0559	0638		0734	0750	0806	0825	0837	0850	0905		0926	0933		0949	1005		1025	1033		1049	1105		1125	1133	1149	1205		
Eastleigh	d		0608	0648		0744	0802		0821t	0848	0901		0921t				1003		1021t		1100		1121t			1200					
Southampton Airport	d		0613	0653		0749	0806	0815	0834	0852	0906	0914		0934	0942		1008	1014		1033	1042		1105	1114		1134	1142	1205	1214		
Southampton Central	a		0623	0700		0757	0817	0825	0844	0859	0915	0922		0943	0949		1018	1022		1043	1049		1112	1122		1143	1149	1212	1222		
Southampton Central	d		0625	0701	0719		0759	0818	0827	0846	0901	0930	0924	0930	0945	0951		1030	1024	1030	1045	1051		1130	1124	1130	1145	1151	1230	1224	
Totton	d		0630	0707	0728		0804	0827	0833		0906			0935					1035					1135							
Ashurst (New Forest)	d		0635		0732		0809	0832						0940					1040					1140							
Beaulieu Road	d				0737		0813												1044					1144							
Brockenhurst	a		0643	0717	0743		0819	0840	0845	0859	0917		0937	0949	0958	1004		1037	1051	1058	1104		1137	1151	1158	1204		1237			
Brockenhurst	d		0616	0644	0718	0744		0820	0841	0846	0900	0918		0938	1016	0959	1005	1016		1038	1116	1059	1105	1116		1138	1216	1159	1205	1216	1238
Sway	d		0620	0648	0723	0748		0825		0850		0922						1020						1120				1220			
New Milton	d		0625	0653	0728	0753		0830		0855		0927		0945				1025		1045				1125		1145		1225	1245		
Hinton Admiral	d		0629	0657	0732	0757		0834		0859		0931						1029						1129				1229			
Christchurch	d		0634	0702	0737	0802		0839		0904		0936						1034		1052				1134		1152		1234	1252		
Pokesdown for Boscombe	d		0638	0706	0740	0806		0842		0908		0940						1038		1056				1138		1156		1238	1256		
Bournemouth	a		0642	0710	0744	0810		0846	0855	0912	0914	0944		1000		1013	1020	1042		1100		1113	1120	1142		1200		1213	1220	1242	1300
Bournemouth	d	0611	0644	0711	0746	0811		0848	0857	0913		0945	1004			1024	1043		1104			1124	1143		1204			1224	1243	1304	
Branksome	d	0616	0649	0716	0751	0816		0853	0902a	0918		0950				1029	1048					1129	1148				1229	1248			
Parkstone	d	0619	0652	0719	0754	0819		0856		0921		0953				1032	1051					1132	1151				1232	1251			
Poole	d	0624	0657	0724	0758	0824		0900		0926		0958	1014			1037	1055a		1114			1137	1155a		1214		1237	1255a	1314		
Hamworthy	d	0629	0702	0729	0803	0829		0905		0931		1003	1019			1042			1119			1142		1219			1242	1319			
Holton Heath	d	0633	0706	0733	0807	0833			0935			1023						1123					1223				1323				
Wareham	d	0638	0711	0738	0812	0838		0912		0940	1010		1028			1050			1128			1149		1228			1249	1328			
Wool	d	0644	0717	0744	0819	0844		0919		0946		1035						1135					1235				1335				
Moreton	d	0650	0723	0750	0825	0850		0925		0952		1041						1141					1241				1341				
Dorchester South	d	0658	0731	0758	0833	0858		0933		1000	1026		1054			1106			1149			1205		1249		1305		1349			
Upwey	d	0705	0738	0805	0839	0905		0939		1007		1101						1155					1255				1355				
Weymouth	a	0709	0742	0809	0844	0909		0944		1011		1035	1106			1115			1202			1215		1302		1315		1402			

Late night and weekend trains may be altered. Please check southwesttrains.co.uk before travelling.

For guide to notes and symbols see end of timetable.

MONDAY TO FRIDAY

London Waterloo, Woking and Basingstoke to Bournemouth, Poole and Weymouth

Operator	SW	XC	SW	SW	SW	SW	SW	XC	SW	SW	SW	SW	SW	XC	SW	SW	SW	SW	SW	XC	SW	SW	SW	SW	XC	SW	SW	SW			
Notes	⌊	⌊	⌊	⌊	⌊	⌊	⌊	⌊	⌊	⌊	⌊	⌊	⌊	⌊	⌊	⌊	⌊	⌊	⌊	⌊	⌊	⌊	⌊	⌊	⌊	⌊	⌊	⌊			
London Waterloo	d		1135		1139	1205			1235		1239	1305			1335		1339	1405			1435		1439	1505			1535		1539		
Clapham Junction	d		1127k		1146u	1212u			1227k		1246u	1312u			1327k		1346u	1412u			1427k		1446u	1512u			1527k		1546u		
Woking	d		1200			1216b			1300			1316b			1400			1416b			1500			1516b			1600				
Reading	d		1146			1220z		1250				1307b		1346				1418z		1446				1507b		1552					
Basingstoke	d		1210			1233	1249		1310			1333	1349		1410			1433	1449		1510			1533	1549		1610				
Winchester	d		1225	1233		1249	1305		1325	1333		1349	1405		1425	1433		1449	1505		1525	1533		1549	1605		1625	1633	1638	1650	
Eastleigh	d		1221t			1300			1321t			1400			1421t			1500		1521t			1600			1621t		1649	1702		
Southampton Airport	d		1233	1242		1305	1314		1333	1342		1405	1414		1435	1442		1505	1514		1533	1542		1605	1614		1633	1642	1654	1706	
Southampton Central	a	⌊	1241	1249		1312	1322	⌊	1341	1349		1412	1422	⌊	1441	1449		1512	1522	⌊	1541	1549		1615	1622	⌊	1641	1649	1704	1713	
Southampton Central	d	1230	1243	1251		1330	1324	1330	1343	1351		1430	1424	1430	1443	1451		1530	1524	1530	1543	1551		1630	1624	1630	1643	1654	1656	1706	1730
Totton	d	1235				1335						1430		1435				1535						1635					1701	1714a	
Ashurst (New Forest)	d	1240				1340						1440						1540						1640					1706		
Beaulieu Road	d					1344																	1644								
Brockenhurst	a	1251	1256	1304	⌊	1337	1351	1356	1404	⌊		1437	1451	1456	1504	⌊		1537	1551	1556	1604	⌊		1638	1651	1656	1707	1714			
Brockenhurst	d	1316	1257	1305	1316	1338	1416	1357	1405	1416		1438	1516	1457	1505	1516		1538	1628	1557	1605	1628		1639		1657	1708	1716			
Sway	d	⌊			1320		⌊			1420			⌊			1520			⌊			1632		1644					1720		
New Milton	d				1325	1345				1425		1445				1525		1545				1637		1649					1725		
Hinton Admiral	d				1329					1429						1529						1641		1653					1729		
Christchurch	d				1334	1352				1434			1452		1534			1552				1646		1658					1734		
Pokesdown for Boscombe	d				1338	1356				1438			1456		1538			1556				1650		1701					1738		
Bournemouth	a		1311	1320	1342	1400		1411	1420	1442		1500		1511	1520	1542		1600		1611	1620	1654		1705		1711	1723	1742			
Bournemouth	d			1324	1343	1404			1424	1443		1504			1524	1543		1604			1624	1655		1707				1724	1743		
Branksome	d			1329	1348				1429	1448					1529	1548					1629	1700						1729	1748		
Parkstone	d			1332	1351				1432	1451					1532	1551					1632	1703						1732	1751		
Poole	d		1337	1355a		1414			1437	1455a		1514		1537	1555a			1614		1637	1707a		1717				1737	1755a			
Hamworthy	d			1342		1419			1442			1519			1542			1619			1642		1722					1742			
Holton Heath	d			1423						1449		1523			1549			1623			1649		1726					1749			
Wareham	d			1349		1428			1449			1528			1549			1628			1649		1726					1749			
Wool	d					1435						1535					1635			1655		1737		1755				1755			
Moreton	d					1441						1541					1641				1655		1743								
Dorchester South	d			1405		1449			1505			1549			1605			1649		1706		1751		1806							
Upwey	d					1455						1555					1655				1758		1806								
Weymouth	a			1415		1502			1515			1602			1615			1702		1715		1802		1815							

Late night and weekend trains may be altered. Please check southwesttrains.co.uk before travelling.

For guide to notes and symbols see end of timetable.

MONDAY TO FRIDAY

London Waterloo, Woking and Basingstoke to Bournemouth, Poole and Weymouth

Operator	Notes	SW	SW	XC	SW	SW	XC	SW	SW	XC	SW	SW	SW	XC	SW	SW	SW	XC	SW	SW	XC	SW	SW	SW	SW	SW					
		⌈		⌈	⌈	⌈	⌈★	⌈★	⌈★	⌈★	⌈★	⌈★	⌈★	⌈	⌈	⌈	⌈	⌈	⌈	⌈	⌈	⌈	⌈	⌈	⌈	⌈					
London Waterloo	d	1605			1635	1705		1735	1805		1835	1839	1905		1935	2005		2035	2105		2135	2205	2235	2305	0005						
Clapham Junction	d	1612u			1627k	1646r	1657b					1846u	1912u		1927k	2012u		2027k	2112u		2127k	2212u	2227k	2312u	0012u						
Woking	d	1616b			1700u		1734r	1734r	1813r	1835r	1835r	1906	1918b		2000	2016b		2100	2132		2200	2232	2300	2332	0037						
Reading	d	1620z	1646				1750		1850			1907b		1950	2007b	2050		2107b	2150		2222z	2248z	2255b	2334b							
Basingstoke	d	1649	1710			1733r	1810		1833r	1910		1932	1949	2010	2049	2110		2152	2210		2252	2309z	2353	0056							
Winchester	d	1705	1725	1733	1800	1825	1830	1900	1925	1930	1949	2005	2025	2033	2105	2125	2133	2208	2225	2233	2308	2333	0012	0113							
Eastleigh	d		1721t		1755t	1821t		1859t	1921t		2000		2021t		2103t	2121t		2218	2222t		2317	2322z	0023	0122							
Southampton Airport	d	1714	1733	1742	1809	1834	1839	1909	1933	1939	2005	2014		2034	2042	2115	2134	2142	2222	2234	2242	2322	2342	0028	0126						
Southampton Central	a	1722	—	1741	1749	1816	1843	1846	1918	1940	1946	2016	2022	—	2041	2049	2124	2140	2149	2229	2242	2249	2329	2349	0037	0135					
Southampton Central	d	1724	1730	1743	1753	1756	1821	1824	1844	1851	1854	1919	1943	1951	1954	2030	2024	2030	2043	2051	2125	2142	2151	2231	2243	2251	2330	2351	0038	0137	
Totton	d		1735			1801	1829			1859	1925			1959	—		2035			2056	2131			2236			2336		0043s	0142s	
Ashurst (New Forest)	d		1740			1806	1834			1904				2004			2040				2135			2241			2340				
Beaulieu Road	d		1744											2044			2051				2143			2249			2348				
Brockenhurst	a	1737	1751	1756	1807	1814		1842	1857		1912	1935	1956		2012	2037	2051	2058	2107	—	2143	2155	2204	2249	2256	2304	2348	0004	0054s	0153s	
Brockenhurst	d	1738		1757	1808	1816		1843	1858		1913	1936	1957		2013	2038	2116	2059	2108	2116	2144	2156	2205	2250	2259	2305	2349	0005			
Sway	d	1743				1820	1847			1917	1941			2017		2038	—			2120	2149			2254			2354				
New Milton	d	1748				1825	1852			1922	1946			2022	2045					2125	2154			2259			2358		0102s	0200s	
Hinton Admiral	d	1752				1829	1857			1926	1950			2026						2129	2158			2303			0002				
Christchurch	d	1757				1834	1901			1931	1955			2031	2052					2134	2203			2308			0007	0109s	0207s		
Pokesdown for Boscombe	d	1800				1838	1905			1935	1958			2035	2056					2138	2206			2312			0011	0113s	0211s		
Bournemouth	a	1804		1815	1823	1842	1848	1909	1912	1920	1939	2002	2011	2020	2039		2100		2115	2122	2142	2210	2215	2220	2316	2319	2325	0015	0021	0117	0215
Bournemouth	d	1809			1824	1850	1910		1921	1940	2007		2021	2040		2104				2127	2143	2212		2224	2317		2329	0016	0022	0118	
Branksome	d				1829	1855	1915		1926	1945	2012		2026	2045						2132	2148	2217	2229	2322		2335	0021	0027	0123s		
Parkstone	d				1832	1858	1918		1929	1948	2015		2029	2048						2135	2151	2220	2232	2325		2338	0024	0030	0126s		
Poole	d	1819			1837	1903	1924a		1934	1954a	2019		2034	2054a		2115			2139	2157a	2223a		2237	2329a		2342	0028a	0035a	0130a		
Hamworthy	d	1824			1842	1908		1939		2024		2039				2120				2144			2242			2347					
Holton Heath	d	1828				1912				2028																					
Wareham	d	1833		1849		1917		1946		2033		2046				2127						2249				2354					
Wool	d	1839		1855		1923		1952		2040						2133						2158		2255		2359					
Moreton	d	1845				1929				2046						2139						2204		2301		0006					
Dorchester South	d	1853		1908		1937		2003		2054		2102				2147						2212		2309		0014					
Upwey	d	1900				1944				2100						2154						2218		2316		0021					
Weymouth	a	1906			1919	1950		2015		2107			2115			2200						2223		2320		0025					

Late night and weekend trains may be altered. Please check southwesttrains.co.uk before travelling.

For guide to notes and symbols see end of timetable.

SATURDAY

London Waterloo, Woking and Basingstoke to Bournemouth, Poole and Weymouth

Operator	SW	SW	SW	SW	SW	SW	SW	XC I	SW	SW	SW	SW	XC I	SW I	SW	SW	SW I	SW	XC I	SW I	SW	SW I	SW I	XC I	SW I	SW I	SW I	
London Waterloo	d			0530		0630		0710b	0735	0739	0805			0835		0839	0905		0935		0939	1005			1035		1039	
Clapham Junction	d			0537u		0637u		0717b	0723k	0746u	0812u			0827k		0846u	0912u		0927k		0946u	1012u			1027k		1046u	
Woking	d			0601		0657		0736b	0800		0816b			0900			0916b		1000			1016b			1100		1100	
Reading	d					0639b		0746			0820z		0846				0907b		0952			1020z		1046			1100	
Basingstoke	d		0510z	0621		0718		0810	0821	0833	0849		0910			0933	0949		1010		1033	1049		1110			1133	
Winchester	d		0526z	0641		0734		0825	0838	0849	0905		0925	0933		0949	1005		1025	1033		1049	1049	1105	1125	1133	1149	
Eastleigh	d		0535z	0651		0743		0821t	0847	0900			0921t			1000			1021t			1100		1121t			1200	
Southampton Airport	d		0540z	0656		0748		0833	0851	0905	0914		0933	0942		1005	1014		1033	1042		1105	1114		1133	1142	1205	
Southampton Central	a			0703		0756		0841	0858	0912	0922	—	0940	0949		1012	1022	—	1041	1049		1112	1122	—	1141	1149	1212	
Southampton Central	d			0621	0705	0721	0800	0819	0843	0900	0930	0924	0930	0943	0951		1030	1024	1030	1043	1051		1130	1124	1130	1143	1151	1230
Totton	d			0626	0710	0726	0805	0824		0905	—		0935			—		1035				—		1135			—	
Ashurst (New Forest)	d			0631		0731		0829					0940					1040						1140				
Beaulieu Road	d						0833						0944											1144				
Brockenhurst	a			0639	0721	0739	0816	0839	0856	0916		0937	0951	0957	1004	—	1037	1051	1057	1104	—		1137	1151	1157	1204	—	
Brockenhurst	d		0616	0640	0722	0740	0817	0840	0858	0917		0938	1016	0958	1005	1016	1038	1116	1058	1105	1116		1138	1216	1158	1205	1216	
Sway	d		0620	0644	0726	0744	0821	0845		0921			—			1020		—					1120	—			1220	
New Milton	d		0625	0649	0731	0749	0826	0850		0926		0945				1025	1045					1125	1145				1225	
Hinton Admiral	d		0629	0653	0735	0753	0830	0854		0930					1029							1129					1229	
Christchurch	d		0634	0658	0740	0758	0835	0859		0935					1034	1052						1134		1152			1234	
Pokesdown for Boscombe	d		0638	0702	0744	0802	0839	0902		0939					1038	1056						1138		1156			1238	
Bournemouth	a		0642	0706	0748	0806	0843	0906	0914	0943		1000		1011	1020	1042		1100	1113	1120	1142		1200		1212	1220	1242	
Bournemouth	d	0611	0644	0711	0749	0811	0844	0911		0944		1004			1024	1043		1104			1124	1143		1204			1224	1243
Branksome	d	0616	0649	0716	0754	0816	0849	0916		0949				1029	1048						1129	1148					1229	1248
Parkstone	d	0619	0652	0719	0757	0819	0852	0919		0952				1032	1051						1132	1151					1232	1251
Poole	d	0624	0657	0724	0802	0824	0857	0924		0957		1014		1037	1055a		1114			1137	1155a		1214			1237	1255a	
Hamworthy	d	0629	0702	0729	0807	0829	0902	0929		1002		1019		1042			1119			1142			1219				1242	
Holton Heath	d	0633	0706	0733		0833		0933				1023				1123							1223					
Wareham	d	0638	0711	0738	0814	0838	0909	0938		1009		1028		1049			1128		1149				1228			1249		
Wool	d	0644	0717	0744	0820	0844	0915	0944				1035				1135							1235					
Moreton	d	0650	0723	0750	0826	0850	0921	0950				1041				1141							1241					
Dorchester South	d	0658	0731	0758	0834	0858	0929	0958		1027		1049		1105			1149		1205				1249			1305		
Upwey	d	0705	0738	0805	0841	0905	0936	1005				1055				1155							1255					
Weymouth	a	0709	0742	0809	0845	0909	0940	1009		1035		1100		1113		1200			1213				1300			1313		

Late night and weekend trains may be altered. Please check southwesttrains.co.uk before travelling.

For guide to notes and symbols see end of timetable.

SATURDAY

London Waterloo, Woking and Basingstoke to Bournemouth, Poole and Weymouth

Operator	Notes	SW	SW	XC	SW	SW	SW	SW	XC	SW	SW	SW	SW	SW	XC	SW	SW	SW	SW	SW	XC	SW	SW	SW	SW	XC	SW			
London Waterloo	d	1105			1135		1139	1205		1235		1239	1305		1335		1339	1405			1435		1439	1505			1535			
Clapham Junction	d	1112u			1127k		1146u	1212u		1227k		1246u	1312u		1327k		1346u	1412u			1427k		1446u	1512u			1527k			
Woking	d	1116b			1200			1216b				1300					1400						1500			1516b	1600			
Reading	d	1107b		1146				1220z		1246			1307b		1346						1420z		1452			1507b	1546			
Basingstoke	d	1149		1210			1233	1249		1310			1333	1349		1410					1433	1449		1510		1533	1549	1610		
Winchester	d	1205		1225	1233		1249	1305		1325	1333		1349	1405		1425	1433				1449	1505		1525	1533	1549	1605	1625	1633	
Eastleigh	d			1221t			1300			1321t			1400			1421t					1500		1521t			1600	1621t			
Southampton Airport	d	1214		1233	1242		1305	1314		1333	1342		1405	1414		1433	1442				1505	1514		1533	1542	1605	1614	1633	1642	
Southampton Central	a	1222	—	1241	1249		1312	1322	—	1341	1349		1412	1422	—	1441	1449				1512	1522	—	1541	1549	1612	1622	—	1641	1649
Southampton Central	d	1224	1230	1243	1251		1330	1324	1330	1343	1351		1430	1424	1430	1443	1451			1530	1524	1530	1543	1551		1630	1624	1630	1643	1651
Totton	d		1235				—		1335				—		1435				—		1535				—		1635			
Ashurst (New Forest)	d		1240						1340						1440						1540						1640			
Beaulieu Road	d								1344												1544									
Brockenhurst	a	1237	1251	1257	1304	—		1337	1351	1357	1404	—		1437	1451	1457	1504	—			1537	1551	1604	—		1637	1651	1657	1704	
Brockenhurst	d	1238	1316	1258	1305	1316		1338	1416	1358	1405	1416		1438	1516	1458	1505	1516		1538	1616	1558	1605	1616		1638	1716	1658	1705	
Sway	d		—			1320			—			1420			—			1520			—			1620			—			
New Milton	d	1245				1325		1345				1425		1445				1525			1545			1625		1645				
Hinton Admiral	d					1329						1429						1529						1629						
Christchurch	d	1252				1334		1352				1434		1452				1534			1552			1634		1652				
Pokesdown for Boscombe	d	1256				1338		1356				1438		1456				1538			1556			1638		1656				
Bournemouth	a	1300		1312	1320	1342		1400		1412	1420	1442		1500		1512	1520	1542				1612	1620	1642		1700		1712	1720	
Bournemouth	d	1304			1324	1343		1404				1424	1443		1504			1524	1543				1624	1643		1704			1724	
Branksome	d				1329	1348						1429	1448					1529	1548				1629	1648				1729		
Parkstone	d				1332	1351						1432	1451					1532	1551				1632	1651				1732		
Poole	d	1314			1337	1355a		1414				1437	1455a		1514			1537	1555a				1637	1655a		1714		1737		
Hamworthy	d	1319			1342			1419				1442		1519				1542					1619			1719		1742		
Holton Heath	d	1323				1423						1523						1623					1723							
Wareham	d	1328			1349			1428				1449		1528			1549						1628		1649		1728		1749	
Wool	d	1335						1435						1535									1635			1735				
Moreton	d	1341						1441						1541									1641			1741				
Dorchester South	d	1349			1405			1449				1505		1549			1605						1649		1706		1749		1805	
Upwey	d	1355						1455						1555									1655			1755				
Weymouth	a	1400			1413			1500				1513		1600			1613						1716			1800			1813	

Late night and weekend trains may be altered. Please check southwesttrains.co.uk before travelling.

For guide to notes and symbols see end of timetable.

SATURDAY

London Waterloo, Woking and Basingstoke to Bournemouth, Poole and Weymouth

Operator	Notes	SW	SW	SW	SW	XC	SW	SW	SW	SW	SW	XC	SW	SW	SW	SW	SW	XC	SW	SW	SW	SW	XC	SW	SW	SW	XC	SW		
		⌈	⌈	⌈	⌈	⌈	⌈	⌈	⌈	⌈	⌈	⌈	⌈	⌈	⌈	⌈	⌈	⌈	⌈	⌈	⌈	⌈	⌈	⌈	⌈	⌈	⌈	⌈		
London Waterloo	d		1539	1605			1635		1639	1705			1735		1739	1805			1835		1839	1905			1935		2005		2035	
Clapham Junction	d		1546u	1612u			1627k		1646u	1712u			1727k		1746u	1812u			1827k		1846u	1912u			1927k		2012u		2027k	
Woking	d			1616b			1700			1716b			1800			1816b			1900			1916b			2000		2016b		2100	
Reading	d			1620z		1646				1707b			1752			1807b			1852			1907b			1946		2007b		2046	
Basingstoke	d		1633	1649		1710			1733	1749			1810		1833	1849			1910		1933	1949			2010		2049		2110	
Winchester	d		1649	1705		1725	1733		1749	1805			1825	1833	1849	1905			1925	1933	1949	2005			2025	2033	2105	2125	2133	
Eastleigh	d		1700			1721t			1800				1821t		1900				1921t		2000				2021t		2100t		2121t	
Southampton Airport	d		1705	1714		1733	1742		1805	1814			1833	1842	1905	1914			1933	1942	2005	2014			2033	2042	2114	2132	2142	
Southampton Central	a		1712	1722	⌋	1741	1749		1814	1822	⌋		1841	1849	1912	1922	⌋		1941	1949	2014	2022	⌋		2033	2041	2122	2140	2149	
Southampton Central	d		1730	1724	1730	1743	1751		1830	1824	1830	1843	1851		1930	1924	1930	1943	1951		2030	2024	2030	2043	2051		2124	2143	2151	
Totton	d		⌋		1735			⌋			1835			⌋							⌋						2129			
Ashurst (New Forest)	d				1740						1840											2040					2134			
Beaulieu Road	d				1744																	1944								
Brockenhurst	a	⌋		1737	1751	1757	1804	⌋		1837	1851	1857	1904	⌋		1937	1951	1957	2004	⌋		2037	2051	2057	2104	⌋	2142	2156	2204	
Brockenhurst	d	1716		1738	1816	1758	1805	1816		1838	1916	1858	1905	1916		1938	2016	1958	2005	2016		2038	2116	2058	2105	2116	2143	2157	2205	
Sway	d	1720			⌋			1820			⌋			1920						2020			⌋			2120	2147			
New Milton	d	1725		1745				1825		1845				1925		1945				2025		2045				2125	2152			
Hinton Admiral	d	1729						1829						1929						2029						2129	2156			
Christchurch	d	1734		1752				1834		1852				1934		1952				2034		2052				2134	2201			
Pokesdown for Boscombe	d	1738		1756				1838		1856				1938		1956				2038		2056				2138	2205			
Bournemouth	a	1742		1800		1812	1820	1842		1900		1912	1920	1942		2000		2012	2020	2042		2100		2112	2120	2142	2209	2215	2220	
Bournemouth	d	1743		1804			1824	1843		1904			1924	1943		2004				2024	2043		2104			2124	2143	2210		2224
Branksome	d	1748					1829	1848					1929	1948						2029	2048					2129	2148	2215	2229	
Parkstone	d	1751					1832	1851					1932	1951						2032	2051					2132	2151	2218	2232	
Poole	d	1755a		1814			1837	1855a		1914			1937	1955a		2014				2037	2055a		2114			2137	2155a	2223a	2237	
Hamworthy	d			1819			1842			1919			1942		2019					2042		2055a		2119		2142			2242	
Holton Heath	d			1823						1923				2023																
Wareham	d			1828			1849			1928			1949		2028					2049						2128		2149	2249	
Wool	d			1835						1935				2035												2135		2155	2255	
Moreton	d			1841						1941				2041												2141		2201	2301	
Dorchester South	d			1849			1905			1949			2005		2049					2105						2149		2209	2309	
Upwey	d			1855						1955				2055												2155		2216	2316	
Weymouth	a			1900			1913			2000			2013		2100					2113						2200		2220	2320	

Late night and weekend trains may be altered. Please check southwesttrains.co.uk before travelling.

For guide to notes and symbols see end of timetable.

SUNDAY

London Waterloo, Woking and Basingstoke to Bournemouth, Poole and Weymouth

Operator	SW	SW D	SW	SW D	SW	SW D	XC	SW	SW D	XC	SW	SW D	XC	SW	SW D	XC	SW	SW D	XC	SW	SW D	XC	SW	SW D	XC	SW	SW D	XC
London Waterloo	d			0754	0835	0854		0935	0954		1035	1054		1135	1154		1235	1254		1335	1354		1435	1454		1535	1605	
Clapham Junction	d			0803u	0845u	0903u		0945u	1003u		1045u	1103u		1145u	1203u		1245u	1303u		1342u	1403u		1442u	1503u		1542u	1612u	
Woking	d			0828	0909	0928		1009	1028		1108	1128		1208	1228		1308	1328		1407	1428		1507	1528		1607	1637	
Reading	d			0737b	0837b	0952		1052	1110		1128	1148		1210	1228		1248	1310		1328	1348		1410	1428		1448	1510	
Basingstoke	d	0748		0848	0929	0948	1012	1029	1048	1110	1128	1148	1210	1228	1248	1310	1328	1348	1410	1428	1448	1510	1528	1548	1610	1628	1657	1710
Winchester	d	0808		0908	0946	1008	1027	1046	1108	1125	1144	1208	1225	1244	1308	1325	1344	1408	1425	1444	1508	1525	1544	1608	1625	1644	1714	1725
Eastleigh	d	0822		0922	1022	1122		1222	1322		1422	1522		1622	1723		1823		1923		2023		2123		2223		2323	
Southampton Airport	d	0827		0927	0955	1027	1036	1055	1127	1134	1153	1227	1234	1253	1327	1334	1353	1427	1434	1453	1527	1534	1553	1627	1634	1653	1727	1734
Southampton Central	a	0834		0934	1002	1034	1042	1102	1134	1142	1200	1234	1242	1300	1334	1342	1400	1434	1442	1500	1534	1542	1600	1634	1642	1700	1734	1740
Southampton Central	d	0835	0903	0935	1003	1035	1049	1103	1135	1149	1203	1235	1249	1303	1335	1349	1403	1435	1449	1503	1535	1548	1603	1635	1649	1703	1736	1749
Totton	d	0841		0941	1041	1141		1241	1341		1441	1541		1641	1741		1841	1941		2041	2141		2241	2341		2441	2541	
Ashurst (New Forest)	d	0845		0945	1045	1145		1245	1345		1445	1545		1645	1746		1846	1946		2046	2146		2246	2346		2446	2546	
Beaulieu Road	d	0850		0950	1050	1150		1250	1350		1450	1550		1650	1750		1850	1950		2050	2150		2250	2350		2450	2550	
Brockenhurst	a	0856	0916	0956	1017	1056	1106	1117	1156	1206	1216	1256	1306	1316	1356	1406	1416	1456	1506	1516	1556	1603	1616	1656	1706	1716	1756	1806
Brockenhurst	d	0857	0917	0957	1018	1057	1111	1118	1157	1211	1217	1257	1311	1317	1357	1411	1417	1457	1511	1517	1557	1611	1617	1657	1711	1717	1757	1811
Sway	d	0901		1001	1101	1201		1301	1401		1501	1601		1701	1802		1902	2002		2102	2202		2302	2402		2502	2602	
New Milton	d	0906	0924	1006	1025	1106		1125	1206		1224	1306		1324	1406		1424	1506		1524	1606		1624	1706		1724	1807	
Hinton Admiral	d	0910		1010	1110	1210		1310	1410		1510	1610		1710	1811		1911	2011		2111	2211		2311	2411		2511	2611	
Christchurch	d	0915		1015	1115	1215		1315	1415		1515	1615		1715	1816		1916	2016		2116	2216		2316	2416		2516	2616	
Pokesdown for Boscombe	d	0919		1019	1119	1219		1319	1419		1519	1619		1719	1819		1919	2019		2119	2219		2319	2419		2519	2619	
Bournemouth	a	0923	0934	1023	1035	1123	1126	1135	1223	1226	1234	1323	1326	1334	1423	1426	1434	1523	1526	1534	1623	1626	1634	1723	1726	1734	1823	1826
Bournemouth	d	0839	0927	0939	1024	1039	1124	1139	1224		1239	1324		1339	1424		1439	1524		1539	1624		1639	1724		1739	1825	
Branksome	d	0844		0944	1044	1144		1244	1344		1444	1544		1644	1744		1844	1944		2044	2144		2244	2344		2444	2544	
Parkstone	d	0847		0947	1047	1147		1247	1347		1447	1547		1647	1747		1847	1947		2047	2147		2247	2347		2447	2547	
Poole	d	0851	0936a	0951	1033a	1051	1133a	1151	1233a		1251	1333a		1351	1433a		1451	1533a		1551	1633a		1651	1733a		1751	1834a	
Hamworthy	d	0856		0956	1056	1156		1256	1356		1456	1556		1656	1756		1856	1956		2056	2156		2256	2356		2456	2556	
Holton Heath	d	0903		1003	1103	1203		1303	1403		1503	1603		1703	1803		1903	2003		2103	2203		2303	2403		2503	2603	
Wareham	d	0910		1010	1110	1210		1310	1410		1510	1610		1710	1810		1910	2010		2110	2210		2310	2410		2510	2610	
Wool	d	0916		1016	1116	1216		1316	1416		1516	1616		1716	1816		1916	2016		2116	2216		2316	2416		2516	2616	
Moreton	d	0924		1024	1124	1224		1324	1424		1524	1624		1724	1824		1924	2024		2124	2224		2324	2424		2524	2624	
Dorchester South	d	0931		1031	1131	1231		1331	1431		1531	1631		1731	1831		1931	2031		2131	2231		2331	2431		2531	2631	
Upwey	d	0935		1035	1135	1235		1335	1435		1535	1635		1735	1835		1935	2035		2135	2235		2335	2435		2535	2635	
Weymouth	a	0935		1035	1135	1235		1335	1435		1535	1635		1735	1835		1935	2035		2135	2235		2335	2435		2535	2635	

Late night and weekend trains may be altered. Please check southwesttrains.co.uk before travelling.

For guide to notes and symbols see end of timetable.

SUNDAY









London Waterloo, Woking and Basingstoke to Bournemouth, Poole and Weymouth


Operator	Notes	SW	SW	XC	SW	SW	XC	SW	SW	XC	SW	SW	XC	SW	SW	SW	SW	SW																								
London Waterloo	d	1635	1705		1735	1805		1835	1905		1935	2005		2035	2105	2135	2205	2305																								
Clapham Junction	d	1642u	1712u		1742u	1812u		1842u	1912u		1942u	2012u		2042u	2112u	2142u	2212u	2312u																								
Woking	d	1707	1737		1807	1837		1907	1937		2007	2037		2107	2137	2207	2237	2337																								
Reading	d			1752			1852			1952			2052		2152z		2238b																									
Basingstoke	d	1728	1757	1810	1828	1857	1910	1928	1957	2010	2028	2057	2110	2128	2157	2228	2257	2357																								
Winchester	d	1744	1814	1825	1844	1914	1925	1944	2014	2025	2044	2114	2125	2144	2214	2244	2314	0014																								
Eastleigh	d		1823			1923			2023			2123			2223		2323	0024																								
Southampton Airport	d	1753	1827	1834	1853	1927	1934	1953	2027	2034	2053	2127	2134	2153	2227	2253	2327	0028																								
Southampton Central	a	1800	1834	1842	1900	1934	1940	2000	2034	2041	2100	2134	2142	2200	2234	2300	2334	0038																								
Southampton Central	d	1803	1836	1848	1903	1936	1949	2003	2036	2049	2103	2136	2149	2203	2236	2303	2336	0042																								
Totton	d		1841			1941			2041			2141			2241		2341	0047s																								
Ashurst (New Forest)	d		1846			1946			2046			2146			2246		2346																									
Beaulieu Road	d		1850			1950			2050			2150			2250																											
Brockenhurst	a	1816	1856	1903	1916	1956	2006	2016	2056	2106	2116	2156	2206	2216	2256	2316	2354	0058s																								
Brockenhurst	d	1817	1857	1911	1917	1957	2011	2017	2057	2111	2117	2157	2211	2217	2257	2317	2355																									
Sway	d		1902			2002			2102			2202			2302		2359																									
New Milton	d	1824	1907		1924	2007		2024	2107		2124	2207		2224	2307	2324	0004	0106s																								
Hinton Admiral	d		1911			2011			2111			2211			2311		0008																									
Christchurch	d		1916			2016			2116			2216			2316		0013	0113s																								
Pokesdown for Boscombe	d		1919			2019			2119			2219			2319		0017	0117s																								
Bournemouth	a	1834	1923	1926	1934	2023	2026	2034	2123	2126	2134	2223	2226	2234	2323	2334	0021	0121																								
Bournemouth	d	1839	1925		1939	2025		2039	2125		2139	2225		2239	2325	2339	0022	0122																								
Branksome	d	1844			1944			2044			2144			2244		2344	0027	0127s																								
Parkstone	d	1847			1947			2047			2147			2247		2347	0030	0130s																								
Poole	d	1851	1934a		1951	2034a		2051	2134a		2151	2234a		2251	2334a	2351	0034a	0134a																								
Hamworthy	d	1856			1956			2056			2156			2256		2356																										
Holton Heath	d																																									
Wareham	d	1903			2003			2103			2203			2303		0003																										
Wool	d	1910			2010			2110			2210			2310		0010																										
Moreton	d	1916			2017			2117			2217			2317		0017																										
Dorchester South	d	1924			2025			2125			2225			2325		0025																										
Upwey	d	1931			2032			2132			2232			2332		0032																										
Weymouth	a	1935			2036			2136			2236			2336		0036																										

GUIDE TO NOTES AND SYMBOLS

First Class accommodation also available on all trains shown in **bold type**.

- A** Also calls at Millbrook 0721 and Redbridge 0725.
- B** Also calls at Millbrook 0821 and Redbridge 0824.
- C** Also calls at Redbridge 1710.
- D** Divides during journey - please make sure you are in the correct portion.
- SW** Operated by South West Trains.
- S** Standard class accommodation only.
- XC** Operated by CrossCountry
- Seat reservations available
 - Cycle reservations recommended.
- a Arrival time.
- b Change at Basingstoke.
- d Departure time.
- k Change at Woking.
- r Change at Winchester.
- s Stops to let passengers leave the train only.
- t Change at Southampton Airport Parkway.
- u Stops to let passengers join the train only.
- v Change at Eastleigh.
- z Change at Southampton Central.

-  Catering (trolley service) available for all or part of the journey.
-  Continued in later column.
-  Continued from earlier column.
-  Train attaches to another.
-  Train divides.
- ★ **Passengers travelling with cycles may not join or leave services at stations with train times shown in red.**
-  Car Park.
-  Minimum connection time where different from the standard five minutes.
- † Station is **closed** on Sunday.
- \$ For details of additional trains, please see Great Western Railway timetables.
- ∅ For bus to Bridport and Lyme Regis. For details telephone 0333 0143490.
- ‡ For services to and from Lymington please see Pocket Timetable 27.
-  For details of buses from Wareham station to Corfe Castle and Swanage, telephone 01202 338420. For information on the Swanage Railway visit swanagerailway.co.uk







- \$ Station is approximately 3 miles from Beaulieu village. There are NO bus services from Beaulieu Road station. For bus services to the National Motor Museum telephone 01202 338421 or 01202 338420.
- ← Southampton Airport - station is a short walk from the airport terminal.
-  Station for Southampton City Centre and the Docks. Also buses for Red Funnel Ferries to Cowes, Isle of Wight, (redfunnel.co.uk) and the Hythe ferry (hytheferry.co.uk).
- ← Woking - Railair coach link between Woking station and Heathrow Airport. Visit nationalexpress.com for details.
- ⇄ Interchange for London Underground. Visit tfl.gov.uk for details.

Travelling after midnight?

Trains which run after midnight are shown at the end of the day.

STATION INFORMATION

See notes for explanation of symbols.

Weymouth			\$
Upwey			\$
Dorchester South			\$ ∅
Moreton			
Wool			
Wareham			
Holton Heath			†
Hamworthy			
Poole		④	
Parkstone			
Branksome			
Bournemouth			
Pokesdown for Boscombe			
Christchurch			
Hinton Admiral			
New Milton			
Sway			
Brockenhurst		③	‡
Beaulieu Road			\$
Ashurst (New Forest)			
Totton			
Southampton Central			
Southampton Airport			←
Eastleigh		③	
Winchester			
Basingstoke			
Reading		⑦	
Woking			←
Clapham Junction		⑩	
London Waterloo		⑩	⇄



Visit us at

southwesttrains.co.uk

- Buying tickets online
- Special offers and days out
- Live train information
- Plan your journey
- Train times
- Latest news



Free Travel Alerts

southwesttrains.co.uk/jca

Keeping our registered customers up-to-date with their service running information, delays and alterations.



Twitter

@SW_Trains

Follow South West Trains on Twitter and be the first to know what's happening on our network.



facebook.com/swtrains

Providing South West Trains network information and details of our latest offers.



Customer Service Centre

0345 6000 650

Our UK based team are available 7 days a week from 6am to 10pm for:

- Ticket sales by credit or debit card
- Comments and suggestions.



Assisted Travel

0800 5282 100 **Textphone 0800 6920 792**

A freephone service open 6am - 10pm for older and disabled passengers. We recommend booking assistance **24 hours in advance.**



National Rail Enquiries

03457 48 49 50

Train times, fares and rail information.

South West Trains accepts no liability for any inaccuracy in the information contained in this publication which is subject to alteration. Please check before you travel.



Please recycle

Stagecoach South Western Trains Limited. Registered in England and Wales 5599788. Registered office: Friars Bridge Court, 41-45 Blackfriars Road, London SE1 8NZ. A part of the Stagecoach Group plc.

PTT28 1216

ISLAND LINE TRAINS

SOUTH WEST TRAINS