

**Monday to Friday**
**Totton, Southampton, Eastleigh and Winchester to Basingstoke, Woking and London Waterloo**

			SW	SW	XC	SW	SW	SW	XC	SW	SW	SW	SW	SW	SW	SW	SW	SW	XC	SW	SW	SW	SW	SW	XC	SW	
			<b>MX</b>					★	★			★	★	★	★	★	★	★		★	★	★	★			★	
Totton	P	dep						0549		0612						0646											
Redbridge		dep								0614																	
Millbrook		dep								0617																0723	
Southampton Central	P	arr						0554		0624						0651										0726	
		arr								0624																0729	
Southampton Central	P	dep		0452	0515		0542	0555	0615	0635	0630		0635		0643	0700			0710	0715			0730			0735	
St Denys	\$	dep		0457			0547			0640			0648													0740	
Swaythling	P	dep		0500			0550			0643			0651													0743	
Southampton Airport	P	dep		0503	0522		0553	0603	0622		0638		0646	0650	0654	0708			0718	0722			0738			0746	
Eastleigh	P	arr		0506			0556	0607		0649	0653	0658							0721							0749	
Eastleigh	P	dep	0019	0507		0547z		0608				0643		0654	0659		0713		0730			0730		0743		0754	
Shawford	P	dep		0513		0553z				0649			0705									0736		0749		0800	
Winchester	P	dep	0028a	0519	0531	0559z		0618	0631		0648	0655		0705	0711	0718	0722			0731	0742	0748	0755		0801	0806	
Micheldever	P	dep		0527		0607z				0704							0731							0802			
Basingstoke	P	arr		0538	0546	0620		0634	0646			0714			0727					0746	0758			0814		0822	
Reading	P	arr			0604	0657b			0704						0800b						0804	0830b				0836	0900b
Fleet	P	arr		0550	0610b			0653b	0710b			0740b			0752						0809b	0821					0840
Farnborough	P	arr		0555	0615b			0700b	0715b			0745b			0757						0814b	0827			0827		0845
Woking	P	arr		0605	0618b	0646b		0653	0728b				0738				0805	0808			0818b			0834	0838		
Clapham Junction	10	arr		0625	0638b			0714	0728b															0903w			
London Waterloo	10	arr		0634	0649b	0714b		0724			0747	0801		0808		0816	0834	0839					0850	0903	0910		

**Notes**
**MX** Does NOT run on Mondays.

a Arrival time.

b Change at Basingstoke.

w Change at Woking.

z Runs 3 minutes later until 30 September.

★ Passengers travelling with cycles may not join or leave services at stations with train times shown in red.

For timetable notes and symbols see page 31.

**Monday to Friday**
**Totton, Southampton, Eastleigh and Winchester to Basingstoke, Woking and London Waterloo**

			SW ★ ɿ	SW ★	SW ★	XC ɿ	SW	SW ★ ɿ	SW	SW	SW	SW ɿ	SW	XC ɿ	SW ɿ	SW	SW	XC ɿ	SW ɿ	SW	XC ɿ	SW ɿ	SW	SW	SW	SW		
Totton	P	dep	0746				0817					0853						0945								1045		
Redbridge		dep								0821							0927									1027		
Millbrook		dep								0825							0931									1031		
Southampton Central	P ɿ	arr	0751				0823			0827		0823	0858				0934			0952						1034	1053	
Southampton Central	P ɿ	dep	0800				0815	0848	0830			0835		0848	0900		0915	0930		0935	0946	0955	1000		1015	1030	1035	1055
St Denys	\$	dep								0840		0853		0853					0940							1040		
Swaythling	P	dep								0843		0856		0856					0943							1043		
Southampton Airport	P ←	dep	0808				0822		0838			0846		0859	0908		0922	0938		0946	0953	1003	1008		1022	1038	1046	1103
Eastleigh	P ɿ	arr								0849		0903		0903					0949			1006	1008		1022	1038	1049	1106
Eastleigh	P ɿ	dep			0813					0843			0853	0914					0947			1014				1047	1114	
Shawford	P	dep			0820					0849				0914					0919			1019				1119		
Winchester	P	dep	0818		0826	0831		0848		0855			0902		0918	0925	0931	0948	0956		1003		1018	1025	1031	1048	1056	
Micheldever	P	dep								0903									1005							1105		
Basingstoke	P	arr	0834		0842	0846				0915			0919		0935	0941	0946		1015		1018		1034	1041	1046		1115	
Reading	P ɿ	arr				0904							1000b				1004		1100b		1035				1104	1200b		
Fleet	P	arr				0910b							0940b			0954	1010b		1040b					1054	1110b	1140b		
Farnborough	P	arr		0845	0859	0915b				0930			0945b		0959	1015b		1030	1045b			1059		1115b		1130		
Woking	P ←	arr	0853	0858				0922	0939			0949b		0954		1020	1039	1049b							1119	1139		
Clapham Junction	Ⓜ	arr	0914		0926			0943	1005w				1015	1025	1036b	1057w	1105w				1112	1125	1136b	1157w	1205w			
London Waterloo	Ⓜ	arr	0925	0929	0938			0953	1008				1023	1034		1049	1108				1120	1134	1149	1208				

**Notes**

- b Change at Basingstoke.  
w Change at Woking.

★ Passengers travelling with cycles may not join or leave services at stations with train times shown in red.

For timetable notes and symbols see page 31.

**Monday to Friday**
**Totton, Southampton, Eastleigh and Winchester to Basingstoke, Woking and London Waterloo**

			SW I	SW	XC I	SW I	SW	SW	XC I	SW	SW I	SW	XC I	SW I	SW	SW	SW	SW I	SW	XC I	SW I	SW	SW	XC	SW	SW I	SW
Totton	P	dep								1147																	
Redbridge		dep						1127								1227								1327			
Millbrook		dep						1131								1231								1331			
<b>Southampton Central</b>	P	arr						1134		1153						1234	1252							1334			1353
<b>Southampton Central</b>	P	dep	1100		1115	1130		1135	1146	1155	1200		1215	1230		1235	1255	1300		1315	1330		1335	1346	1355	1400	
St Denys	\$	dep						1140								1240								1340			
Swaythling	P	dep						1143								1243								1343			
<b>Southampton Airport</b>	P	dep	1108		1122	1138		1146	1153	1203	1208		1222	1238		1246	1303	1308		1322	1338		1346		1403	1408	
<b>Eastleigh</b>	P	arr						1149		1206						1249	1306						1349		1406		
<b>Eastleigh</b>	P	dep														1247							1314				
Shawford	P	dep		1119				1214								1319							1319			1347	
<b>Winchester</b>	P	dep	1118	1125	1131	1148	1156		1202		1218	1225	1231	1248	1256			1318	1325	1331	1348	1356			1414	1419	
Micheldever	P	dep						1205							1305									1405			
<b>Basingstoke</b>	P	arr	1134	1141	1146		1215		1217		1234	1241	1246		1315			1334	1341	1346		1415		1417		1434	1441
Reading	P	arr			1204		1300b		1235				1304		1400b					1404		1500b		1435			
Fleet	P	arr		1154	1210b				1240b				1254	1310b	1340b				1354	1410b				1440b			1454
Farnborough	P	arr		1159	1215b				1245b				1259	1315b	1330				1359	1415b				1445b			1459
<b>Woking</b>	P	arr				1219	1239		1249b					1319	1339					1419	1439			1449b			
Clapham Junction	10	arr	1212	1225	1236b	1257w	1305w				1312	1325	1338b	1357w	1405w			1412	1425	1436b	1457w	1505w				1512	1525
<b>London Waterloo</b>	10	arr	1220	1234		1249	1307				1320	1334		1349	1407			1420	1434							1520	1534

**Notes**

- b Change at Basingstoke.  
w Change at Woking.

For timetable notes and symbols see page 31.

**Monday to Friday**
**Totton, Southampton, Eastleigh and Winchester to Basingstoke, Woking and London Waterloo**

			XC I	SN	SW I	SW	SW	SW I	SW	XC I	SW I	SW	SW	XC I	SW I	SW	SW	XC I	SW I	SW	SW	SW I	SW	XC I	SW I	
Totton	P	dep							1445						1545									1645		
Redbridge		dep				1421							1527								1627					
Millbrook		dep				1424							1531								1631					
<b>Southampton Central</b>	P	arr				1427	1453						1534		1551						1634	1651				
<b>Southampton Central</b>	P	dep	1415	1426	1430		1435	1455	1500		1515	1530		1535	1547	1555	1600		1615	1630		1635	1652	1700	1715	1730
St Denys	\$	dep				1440							1540								1640	1657				
Swaythling	P	dep				1443							1543								1643	1700				
<b>Southampton Airport</b>	P	dep	1422	1434	1438		1446	1503	1508		1522	1538		1546		1603	1608		1622	1638		1646	1704	1708	1722	1738
<b>Eastleigh</b>	P	arr		1437		1449	1506						1549		1607						1649	1707				
<b>Eastleigh</b>	P	dep				1447		1514				1547				1614					1647		1714			
Shawford	P	dep						1519								1619		1619				1714		1719		
<b>Winchester</b>	P	dep	1431		1448	1456		1518	1525	1531	1548	1556				1618	1625	1631	1648	1656		1718	1725	1731	1748	
Micheldever	P	dep				1505						1605									1705					
<b>Basingstoke</b>	P	arr	1446			1515		1534	1541	1546		1615		1617		1634	1641	1646		1715		1734	1742	1746		
Reading	P	arr	1504			1600b				1604		1700b		1635				1704		1800b				1804		
Fleet	P	arr	1510b			1540b			1554	1610b		1640b		1640b		1654	1710b		1754		1740b			1754	1810b	
Farnborough	P	arr	1515b			1530			1559	1615b		1630		1645b		1659	1715b		1759		1730			1759	1815b	
<b>Woking</b>	P	arr			1519	1539					1619	1639		1649b				1720		1739					1819	
Clapham Junction	10	arr	1536b		1557w	1605w		1612	1625	1636b	1657w	1705w				1712	1725	1736b	1757w	1805w		1812	1825	1836b	1858w	
<b>London Waterloo</b>	10	arr			1549	1607		1620	1634	1649	1708					1720	1736		1750	1808		1823	1834		1847	

**Notes**

- b Change at Basingstoke.
- w Change at Woking.

For timetable notes and symbols see page 31.

**Monday to Friday**
**Totton, Southampton, Eastleigh and Winchester to Basingstoke, Woking and London Waterloo**

			SW	SW	SW	XC I	SW	SW I	SW	XC I	SW	SW I	SW	SW	SW	SW I	SW	XC I	SW I	SW	SW	SW	SW I	SW	XC	SW I	SW	
Totton	P	dep			1732		1745								1847													1946
Redbridge		dep		1727										1827								1927						
Millbrook		dep		1731										1831								1931						
<b>Southampton Central</b>	P	arr		1734	1741		1753							1834	1853							1934	1952					
<b>Southampton Central</b>	P	dep		1735		1746	1755	1800		1815	1817	1830		1835	1855	1900		1915	1930			1935	1955	2000		2015	2030	
St Denys	\$	dep		1740							1822			1840								1940						
Swaythling	P	dep		1743							1825			1843								1943						
<b>Southampton Airport</b>	P	dep		1746		1803	1808			1822	1828	1838		1846	1903	1908		1922	1938			1946	2003	2008		2022	2038	
<b>Eastleigh</b>	P	arr		1749		1806				1832	1832			1849	1906							1949	2006					
<b>Eastleigh</b>	P	dep	1747				1814				1833		1847								1947						2047	
Shawford	P	dep					1819		1819					1914								2014					2053	
<b>Winchester</b>	P	dep	1756		1801		1818	1825	1831	1841a	1848	1856		1918	1925	1931	1948	1956				2018	2019	2018	2025	2031	2048	2059
Micheldever	P	dep	1805									1905															2107	
<b>Basingstoke</b>	P	arr	1815		1817		1834	1841	1846			1915			1934	1941	1946	2015				2034	2041	2046	2046		2121	
Reading	P	arr	1900b			1835				1904			2001b					2004								2104		
Fleet	P	arr				1840b				1910b			1940b					2010b								2054	2110b	
Farnborough	P	arr	1830			1845b			1854	1915b			1930					1954	2010b							2059	2115b	
<b>Woking</b>	P	arr	1839			1849b			1859				1924	1939				1959	2015b							2109	2145	
Clapham Junction	10	arr	1905w				1912	1926	1941b				1957w	2005w				2019	2039							2109	2119	
<b>London Waterloo</b>	10	arr	1908				1920	1934					1951	2008				2020	2034							2116	2129	2149
		arr					1920	1934					1951	2008				2020	2034							2116	2129	2149

**Notes**

- a Arrival time.
- b Change at Basingstoke.
- w Change at Woking.

For timetable notes and symbols see page 31.

**Monday to Friday**
**Totton, Southampton, Eastleigh and Winchester to Basingstoke, Woking and London Waterloo**

			SW	SW	SW	SW	SW	SW	SW	SW	SW	SW	SW	SW	SW	SW	SW	SW	SW	SW	SW	SW	SW	SW	SW	SW	
Totton	P	dep		2045					A	B			2152	A	B				E	E	E	E					
Redbridge		dep	2027									2127						2227		2305							
Millbrook		dep	2031									2131						2231		2309							
<b>Southampton Central</b>	P	arr	2034	2051								2134		2157				2234	2257	2311	2357						
<b>Southampton Central</b>	P	dep	2035	2055	2100			2130				2135	2155	2200				2230	2235	2300	2320	2359					
St Denys	\$	dep	2040									2140						2240		2325	0004						
Swaythling	P	dep	2043									2143						2243		2328	0007						
<b>Southampton Airport</b>	P	dep	2046	2103	2108			2138				2146	2203	2208				2238	2246	2308	2331	0010					
<b>Eastleigh</b>	P	arr	2049	2106								2149	2206					2241	2249	2311	2334	0014					
<b>Eastleigh</b>	P	dep		2114								2147	2152					2219		2312					0019		
Shawford	P	dep		2119				2119				2214						2219		2318							
<b>Winchester</b>	P	dep		2118				2125	2148			2156	2201					2225	2255	2324					0028a		
Micheldever	P	dep										2205	2210							2333							
<b>Basingstoke</b>	P	arr		2134				2141				2215	2220					2241	2311	2343							
Reading	P	arr			2205b			2247b				2247b								2318b	2353b					0026b	
Fleet	P	arr						2154				2240	2240							2254						0001	
Farnborough	P	arr						2145	2159			2245	2245					2245	2245	2259						0006	
<b>Woking</b>	P	arr						2158	2209	2219								2258	2258	2309	2331					0018	
Clapham Junction	10	arr			2214			2229	2248w									2314	2329	2355						0053	
<b>London Waterloo</b>	10	arr			2222			2234	2238	2249								2332	2332	2342	0009					0104	

**Notes**

- A** Runs until 30 September.      a Arrival time.
- B** Runs from 3 October.            b Change at Basingstoke.
- E** Engineering work may affect this service - check before travelling.      w Change at Woking.

For timetable notes and symbols see page 31.

**Saturday**

**Totton, Southampton, Eastleigh and Winchester to Basingstoke, Woking and London Waterloo**

			SW	XC	SW	SW	SW	XC	SW	SW	SW	XC	SW	XC	SW	SW	SW	XC	SW	SW	SW	XC	SW	SW	SW	SW	
			<b>E</b>					⌂		⌂		⌂		⌂		⌂		⌂	⌂	⌂	⌂	⌂	⌂	⌂	⌂	⌂	
Totton	P	dep							0612	0622					0722					0745						0845	
Redbridge		dep							0614								0721								0827		
Millbrook		dep							0618								0724								0831		
<b>Southampton Central</b>	P	arr							0621	0627	0621				0727					0752					0834	0852	
<b>Southampton Central</b>	P	dep		0509	0512	0530	0600	0615	0635	0630		0635	0653	0700	0715	0730		0735	0747	0755	0800		0815	0830		0835	0855
St Denys	\$	dep			0535				0640									0740								0840	
Swaythling	P	dep			0538				0643									0743								0843	
<b>Southampton Airport</b>	P	dep		0516	0520	0541	0608	0622		0638		0646	0701	0708	0722	0738		0746	0754	0803	0808		0822	0838		0846	0903
<b>Eastleigh</b>	P	arr			0523	0545	0611		0641			0649		0711				0749		0806	0808		0822	0838		0849	0906
<b>Eastleigh</b>	P	dep	0019		0524	0546	0613		0642	0647			0714				0747			0814					0847		0914
Shawford	P	dep			0552				0653				0719							0819						0919	
<b>Winchester</b>	P	dep	0028a	0525	0534	0600	0623	0631	0652	0700		0709	0725	0731	0748	0756		0803		0818	0825	0831	0848	0856		0905	
Micheldever	P	dep			0608				0708				0708					0805								0905	
<b>Basingstoke</b>	P	arr		0540	0550	0619	0639	0646	0708	0719		0724	0741	0746		0815		0817		0834	0841	0846			0915		
Reading	P	arr		0559	0700b			0704				0742		0804		0900b		0835				0904			1000b		
Fleet	P	arr			0610	0640		0710b		0740			0754	0810b				0840b			0854	0910b			0940b		
Farnborough	P	arr			0615	0645		0715b		0745			0759	0815b				0830		0845b	0859	0915b			0930		
<b>Woking</b>	P	arr			0628e	0658f	0658	0715b		0727	0758h		0749b	0809		0821	0839		0849b				0919	0939			
Clapham Junction	Ⓜ	arr			0657e	0723	0736b		0805w		0830		0837b	0857w	0905w					0912	0925	0936b	0957w	1005w			
<b>London Waterloo</b>	Ⓜ	arr			0708e	0733f	0731		0753	0834h		0819b	0839		0849	0908				0920	0934		0949	1007			

**Notes**

- E** Engineering work may affect this service - check before travelling.
- a** Arrival time.
- b** Change at Basingstoke.

- e** By changing at Basingstoke passengers may arrive Woking 0618, Clapham Junction 0638, London Waterloo 0649.
- f** By changing at Basingstoke passengers may arrive Woking 0649, London Waterloo 0719.

- h** By changing at Basingstoke passengers may arrive Woking 0749, London Waterloo 0819.
- w** Change at Woking.

For timetable notes and symbols see page 31.

**Saturday**
**Totton, Southampton, Eastleigh and Winchester to Basingstoke, Woking and London Waterloo**

			SW I	SW I	XC I	SW I	SW I	SW I	XC I	SW I	SW I	SW I	XC I	SW I	SW I	SW I	SW I	SW I	XC I	SW I	SW I	SW I	XC I	SW I	SW I	SW I	
Totton	P	dep								0947						1045									1147		
Redbridge		dep																							1127		
Millbrook		dep								0927						1027									1131		
<b>Southampton Central</b>	P	arr								0931						1031									1134		1153
<b>Southampton Central</b>	P	dep	0900		0915	0930			0935	0947	0955	1000		1015	1030		1035	1055	1100		1115	1130		1135	1147	1155	1200
St Denys	\$	dep							0940								1040							1140			
Swaythling	P	dep							0943								1043							1143			
<b>Southampton Airport</b>	P	dep	0908		0922	0938			0946	0954	1003	1008		1022	1038		1046	1103	1108		1122	1138		1146	1154	1203	1208
<b>Eastleigh</b>	P	arr							0949		1006					1049	1106							1149	1206		
<b>Eastleigh</b>	P	dep														1047								1147			
Shawford	P	dep		0919													1114										
<b>Winchester</b>	P	dep	0918	0925	0931	0948	0956		1003		1018	1025	1031	1048	1056		1119							1147			
Micheldever	P	dep					1005								1105									1205			
<b>Basingstoke</b>	P	arr	0934	0941	0946		1015		1017		1034	1041	1046		1115			1134	1141	1146				1215	1217	1234	1241
Reading	P	arr			1004		1100b		1035				1104		1200b						1204		1300b		1235		
Fleet	P	arr		0954	1010b				1040b				1054	1110b	1140b					1154	1210b				1240b		1254
Farnborough	P	arr		0959	1015b				1045b				1059	1115b	1130				1159	1215b					1245b		1259
<b>Woking</b>	P	arr				1019	1039		1049b					1119	1139						1219	1239			1249b		
Clapham Junction	10	arr	1012	1025	1036b	1057w	1105w				1112	1125	1136b	1157w	1205w			1212	1225	1236b	1257w	1305w				1312	1325
<b>London Waterloo</b>	10	arr	1020	1034	1049	1107					1120	1134	1149	1207				1221	1234							1321	1334

**Notes**

- b Change at Basingstoke.  
w Change at Woking.

For timetable notes and symbols see page 31.



**Saturday**
**Totton, Southampton, Eastleigh and Winchester to Basingstoke, Woking and London Waterloo**

			XC I	SW I	SW I	SW I	SW I	SW I	XC I	SW I	SW I	SW I	XC I	SW I	SW I	SW I	XC I	SN	SW I	SW I	SW I	SW I	SW I	SW I	SW I	XC I		
Totton	P	dep				1245							1347										1445					
Redbridge		dep			1227							1327							1421									
Millbrook		dep			1231							1331							1424									
<b>Southampton Central</b>	P	arr			1234	1251						1334		1353					1427			1427	1451					
<b>Southampton Central</b>	P	dep	1215	1230		1235	1255	1300		1315	1330		1335	1347	1355	1400		1415	1426	1435	1430		1435	1455	1500	1515		
St Denys	\$	dep			1240								1340						1435			1440	1455					
Swaythling	P	dep			1243								1343						1443			1443	1503	1508				
<b>Southampton Airport</b>	P	dep	1222	1238		1246	1303	1308		1322	1338		1346	1354	1403	1408		1422	1434		1438		1446	1503	1508	1522		
<b>Eastleigh</b>	P	arr			1249	1306							1349	1406					1437			1449	1506					
<b>Eastleigh</b>	P	dep			1247							1347									1447		1514					
Shawford	P	dep			1314								1319						1419			1447		1514				
<b>Winchester</b>	P	dep	1231	1248	1256		1318	1325	1331	1348	1356		1403		1418	1425	1431			1448	1456		1514	1519	1518	1525	1531	
Micheldever	P	dep			1305								1405								1448	1456		1514	1519	1518	1525	1531
<b>Basingstoke</b>	P	arr	1246		1315		1334	1341	1346		1415		1417		1434	1441	1446				1448	1456	1505		1534	1541	1546	
Reading	P	arr	1304		1400b				1404		1500b		1435									1600b				1605		
Fleet	P	arr	1310b		1340b				1354	1410b			1440b						1454	1510b					1554	1610b		
Farnborough	P	arr	1315b		1330				1359	1415b			1445b			1430			1459	1515b					1559	1615b		
<b>Woking</b>	P	arr		1319	1339							1419	1439		1449b							1519	1539					
Clapham Junction	10	arr	1336b	1357w	1405w		1412	1425	1436b	1457w	1505w							1512	1525	1536b		1557w	1605w		1612	1625	1636b	
<b>London Waterloo</b>	10	arr		1351	1407		1421	1434	1451	1507								1521	1534		1551	1607		1620	1634			

**Notes**

- b Change at Basingstoke.
- w Change at Woking.

For timetable notes and symbols see page 31.

**Saturday**
**Totton, Southampton, Eastleigh and Winchester to Basingstoke, Woking and London Waterloo**

			SW I	SW	SW	XC I	SW	SW I	SW	XC I	SW I	SW	SW	SW I	SW	XC I	SW I	SW	SW	XC I	SW I	SW	XC I	SW I	SW	
Totton	P	dep					1547						1645							1747						
Redbridge		dep			1527							1627							1727							
Millbrook		dep			1531							1631							1731							
<b>Southampton Central</b>	P	arr			1534		1553					1634	1651						1734	1753						
<b>Southampton Central</b>	P	dep	1530		1535	1547	1555	1600		1615	1630		1635	1655	1700		1715	1730		1735	1747	1755	1800		1815	1830
St Denys	\$	dep			1540								1640						1740							
Swaythling	P	dep			1543								1643						1743							
<b>Southampton Airport</b>	P	dep	1538		1546	1554	1603	1608		1622	1638		1646	1703	1708		1722	1738		1746	1754	1803	1808		1822	1838
<b>Eastleigh</b>	P	arr			1549		1606						1649	1706					1749	1806						
<b>Eastleigh</b>	P	dep		1547			1614					1647		1714				1747		1814						1847
Shawford	P	dep			1619			1619						1719						1819						
<b>Winchester</b>	P	dep	1548	1556		1603		1618	1625	1631	1648	1656		1718	1725	1731	1748	1756		1803		1818	1825	1831	1848	1856
Micheldever	P	dep			1605							1705						1805								1905
<b>Basingstoke</b>	P	arr		1615		1617		1634	1641	1646		1715		1734	1741	1746		1815		1817		1834	1841	1846		1915
Reading	P	arr		1700b		1635				1704		1800b				1804		1900b		1835						2001b
Fleet	P	arr			1640b				1654	1710b		1740b			1754	1810b			1840b				1854	1910b		1940b
Farnborough	P	arr		1630	1645b				1659	1715b		1730			1759	1815b			1830	1845b			1859	1915b		1930
<b>Woking</b>	P	arr	1619	1639	1649b						1719	1739					1819	1839	1849b					1919	1939	
Clapham Junction	10	arr	1657w	1705w				1712	1725	1736b	1757w	1805w		1812	1825	1836b	1857w	1905w				1912	1925	1936b	1957w	2005w
<b>London Waterloo</b>	10	arr	1649	1707				1720	1734		1749	1807		1820	1834		1849	1907				1920	1934	1949	2007	

**Notes**

- b Change at Basingstoke.  
w Change at Woking.

For timetable notes and symbols see page 31.

**Saturday**
**Totton, Southampton, Eastleigh and Winchester to Basingstoke, Woking and London Waterloo**

			SW	SW	SW I	SW	XC I	SW I	SW	SW	SW	SW	XC I	SW I	SW	SW	SW	SW	SW	SW	SW	SW	SW	SW	SW	
Totton	P	dep		1845							1945						2045								2152	
Redbridge		dep	1827							1927						2027							2127			
Millbrook		dep	1831							1931						2031							2131			
<b>Southampton Central</b>	P	arr	1834	1851						1934	1951					2034	2051						2134		2157	
<b>Southampton Central</b>	P	dep	1835	1855	1900		1915	1930		1935	1955	2000		2015	2030		2035	2055	2100			2130		2135	2155	2200
St Denys	\$	dep	1840							1940							2040							2140		
Swaythling	P	dep	1843							1943							2043							2143		
<b>Southampton Airport</b>	P	dep	1846	1903	1908		1922	1938		1946	2003	2008		2022	2038		2046	2103	2108			2138		2146	2203	2208
<b>Eastleigh</b>	P	arr	1849	1906						1949	2006						2049	2106						2149	2206	
<b>Eastleigh</b>	P	dep		1914					1947		2014					2047		2114				2147		2214		
Shawford	P	dep		1919						2019								2119						2219		
<b>Winchester</b>	P	dep		1918	1925	1931	1948	1956			2018	2025	2031	2048	2056			2118			2148	2156			2218	
Micheldever	P	dep						2005							2105								2205			
<b>Basingstoke</b>	P	arr		1934	1941	1946		2015			2034	2041	2046		2117			2134			2141		2215		2234	
Reading	P	arr				2004		2101b					2104					2202b			2231b		2300b			
Fleet	P	arr			1954	2010b		2040b				2054	2110b		2140						2145		2240			
Farnborough	P	arr			1959	2015b		2030				2059	2115b		2145						2158		2245			
<b>Woking</b>	P	arr					2019	2039					2109	2119							2209	2219			2253	
Clapham Junction	10	arr		2012	2025		2052w	2112w			2116	2129		2152w				2214			2229	2248w			2314	
<b>London Waterloo</b>	10	arr		2020	2034		2049	2107			2124	2138		2149				2222	2234	2238	2249				2322	

**Notes**

- b Change at Basingstoke.
- w Change at Woking.

For timetable notes and symbols see page 31.

**Saturday**
**Totton, Southampton, Eastleigh and Winchester to Basingstoke, Woking and London Waterloo**

			SW	SW	SW	SW	SW	SW	SW														
						E	E	E	E														
Totton	P	dep				2252																	
Redbridge		dep			2227		2308																
Millbrook		dep			2231		2312																
<b>Southampton Central</b>	P	arr			2234	2257	2315	2357															
<b>Southampton Central</b>	P	dep		2230	2235	2300	2321	2359															
St Denys	\$	dep			2240		2326	0004															
Swaythling	P	dep			2243		2329	0007															
<b>Southampton Airport</b>	P	dep		2238	2246	2308	2332	0010															
<b>Eastleigh</b>	P	arr		2241	2249	2311	2335	0014															
<b>Eastleigh</b>	P	dep	↖	2246		2312			0021														
Shawford	P	dep		2219		2318																	
<b>Winchester</b>	P	dep		2225	2255	2324			0030a														
Micheldever	P	dep				2333																	
<b>Basingstoke</b>	P	arr		2241	2311	2343																	
Reading	P	arr	2331b	0001b																			
Fleet	P	arr		2254		0001																	
Farnborough	P	arr		2259		0006																	
<b>Woking</b>	P	arr		2309	2331	0018																	
Clapham Junction	P	arr		2329	2352	0053																	
<b>London Waterloo</b>	P	arr		2339	0003	0104																	

**Notes**

**E** Engineering work may affect this service  
- check before travelling.

a Arrival time.  
b Change at Basingstoke.

*For timetable notes and symbols see page 31.*

**Sunday**
**Totton, Southampton, Eastleigh and Winchester to Basingstoke, Woking and London Waterloo**

			SW	SW	SW	SN	SW	SW	XC	SW	SW	SW	SW	XC	SW	SW	SW	SW	XC	SW	SW	SW	SW	XC	SW	SW	SW
			E	E	⌂				⌂	⌂	⌂	⌂	⌂	⌂	⌂	⌂	⌂	⌂	⌂	⌂	⌂	⌂	⌂	⌂	⌂	⌂	⌂
Totton	P	dep			0748		0848				0948					1048						1148					1248
Redbridge		dep						0846			0939				1039							1139					1239
Millbrook		dep						0850			0943				1043							1143					1243
<b>Southampton Central</b>	P	arr			0753		0853	0852			0945	0953	0945			1045	1053	1045				1145	1153	1145		1245	1253
<b>Southampton Central</b>	P	dep	0655	0755	0827	0855	0859	0915	0925	0959	0955	0959	1015	1025	1059	1055	1059	1115	1125	1159	1155	1159	1215	1225	1259	1255	
St Denys	\$	dep					0904					1004					1104					1204					
Swaythling	P	dep					0907					1007					1107					1207					
<b>Southampton Airport</b>	P	dep	0703	0803	0836	0903	0910	0922	0933		1003	1010	1022	1033		1103	1110	1122	1133		1203	1210	1222	1233		1303	
<b>Eastleigh</b>	P	arr	0707	0807	0841	0907	0913				1007	1013				1107	1113				1207	1213				1307	
<b>Eastleigh</b>	P	dep	0021	0711	0811		0911				1011					1111					1211					1311	
Shawford	P	dep					0917									1117										1317	
<b>Winchester</b>	P	dep	0030a	0723	0823		0923		0931	0942		1023		1031	1042		1123		1131	1142		1223		1231	1242		1323
Micheldever	P	dep		0732	0832		0932					1032					1132					1232				1332	
<b>Basingstoke</b>	P	arr		0742	0842		0942		0946	0958		1042		1046	1058		1142		1146	1158		1242		1246	1258		1342
Reading	P	arr		0830b	0930b				1004	1030b				1104	1130b				1204	1230b				1304	1330b		
Fleet	P	arr		0832b	0932b					1032b					1132b						1232b				1332b		1400b
Farnborough	P	arr		0837b	0937b					1037b					1137b						1237b				1337b		1407b
<b>Woking</b>	P	arr		0802	0902		1002			1019		1102		1118		1202		1218		1302		1318		1318		1402	
Clapham Junction	10	arr		0830	0930		1027			1040		1127		1139		1227		1239		1327		1339		1339		1427	
<b>London Waterloo</b>	10	arr		0842	0943		1042			1054		1142		1154		1242		1249		1337		1349		1349		1437	

**Notes**

**E** Engineering work may affect this service  
- check before travelling.

**a** Arrival time.  
**b** Change at Basingstoke.

For timetable notes and symbols see page 31.

**Sunday**
**Totton, Southampton, Eastleigh and Winchester to Basingstoke, Woking and London Waterloo**

			SW	XC I	SW I	SW I	SW I	SW I	XC I	SW I	SW I	SW I	XC I	SW I	SW I	SW I	SW I	XC I	SW I	SW I	SW I	SW I	XC I	SW I	SW I	SW I	
Totton	P	dep				1348					1448				1548						1648					1748	
Redbridge		dep			1339						1439				1539						1639					1739	
Millbrook		dep			1343						1443				1543						1643					1743	
<b>Southampton Central</b>	P	arr	1245		1345	1353	1345			1445	1453	1445		1545	1553	1545				1645	1653	1645			1745	1753	
<b>Southampton Central</b>	P	dep	1259	1315	1325	1359	1355	1359	1415	1425	1459	1455	1459	1515	1525	1559	1555	1559	1615	1625	1659	1655	1659	1715	1725	1759	1755
St Denys	\$	dep	1304					1404						1504							1704						
Swaythling	P	dep	1307					1407						1507							1707						
<b>Southampton Airport</b>	P	dep	1310	1322	1333		1403	1410	1422	1433		1503	1510	1522	1533		1603	1610	1622	1633		1703	1710	1722	1733	1803	
<b>Eastleigh</b>	P	arr	1313				1407	1413				1507	1513				1607	1613			1707	1713				1807	
<b>Eastleigh</b>	P	dep				1411						1511				1611					1711					1811	
Shawford	P	dep										1517									1717						
<b>Winchester</b>	P	dep		1331	1342		1423		1431	1442		1523	1531	1542		1623		1631	1642		1723		1731	1742		1823	
Micheldever	P	dep					1432					1532				1632					1732					1832	
<b>Basingstoke</b>	P	arr		1346	1358		1442		1446	1458		1542	1546	1558		1642		1646	1658		1742		1746	1758		1842	
Reading	P	arr		1404	1437b				1504	1530b			1604	1630b			1704	1730b			1804	1830b		1804	1830b		
Fleet	P	arr			1432b					1532b				1632b			1700b	1732b			1800b	1832b			1800b	1832b	1900b
Farnborough	P	arr			1437b		1500b			1537b				1600b			1707b	1737b			1807b	1837b			1807b	1837b	1907b
<b>Woking</b>	P	arr			1418		1502			1518		1602		1618		1702		1718		1802		1818		1802	1818	1902	
Clapham Junction	10	arr			1439		1527			1539		1627		1639		1727		1739		1827		1839		1827	1839	1927	
<b>London Waterloo</b>	10	arr			1449		1537			1549		1637		1649		1737		1749		1837		1849		1837	1849	1937	

**Notes**

b Change at Basingstoke.

For timetable notes and symbols see page 31.

**Sunday**
**Totton, Southampton, Eastleigh and Winchester to Basingstoke, Woking and London Waterloo**

			SW	XC I	SW I	SW	SW	SW	XC I	SW I	SN	SW	SW	SW	XC	SW I	SN	SW	SW	SW	SW	SW	SW	SW	SW	SW	
Totton	P	dep				1848						1948						2048		2148		2248		2348			
Redbridge		dep			1839						1939							2039		2139		2235					
Millbrook		dep			1843						1943							2043		2143		2239					
<b>Southampton Central</b>	P	arr	1745		1845	1853	1845				1945	1953	1945					2045	2053	2045	2145	2153	2145	2241	2253	2241	2353
<b>Southampton Central</b>	P	dep	1759	1815	1825	1855	1859	1859	1915	1925	1930	1959	1955	1959	2015	2025	2029	2059	2055	2059	2159	2155	2159	2305	2255	2305	
St Denys	\$	dep	1804				1904							2004						2104		2204				2310	
Swaythling	P	dep	1807				1907							2007						2107		2207				2313	
<b>Southampton Airport</b>	P	dep	1810	1822	1833		1903	1910	1922	1933	1938		2003	2010	2022	2033	2038		2103	2110		2203	2210		2303	2316	
<b>Eastleigh</b>	P	arr	1813			1907	1913				1942		2007	2013			2041		2107	2113		2207	2213		2309	2319	
<b>Eastleigh</b>	P	dep				1911							2011						2111			2211			2311		
Shawford	P	dep				1917													2117								
<b>Winchester</b>	P	dep		1831	1842		1923		1931	1942			2023		2031	2042			2123			2223			2323		
Micheldever	P	dep				1932							2032						2132			2232			2332		
<b>Basingstoke</b>	P	arr		1846	1858	1942		1946	1958				2042		2046	2058			2142			2242			2342		
Reading	P	arr		1904	1931b				2004	2030b				2104	2130b				2233b			2330b			0030b		
Fleet	P	arr			1932b					2032b					2132b				2200b			2332b					
Farnborough	P	arr			1937b		2007b			2037b				2107b	2137b				2207b			2337b					
<b>Woking</b>	P	arr			1918		2002			2018				2102	2118				2202			2302			0002		
Clapham Junction	P	arr			1939		2027			2039				2127	2139				2227			2327			0023		
<b>London Waterloo</b>	P	arr			1949		2037			2049				2137	2149				2237			2337			0033		

**Notes**

b Change at Basingstoke.

For timetable notes and symbols see page 31.

**Monday to Friday**
**London Waterloo, Woking and Basingstoke to Winchester, Eastleigh, Southampton and Totton**

			SW	SW	SW	SW	SW	SW	SW	SW	SW	SW	SW	SW	SW	SW	XC	SW	SW	XC	SW	SW	SW	SW	XC	SW		
			MX E	E													⚡	⚡	⚡	⚡	⚡	⚡	⚡	⚡	⚡	⚡		
<b>London Waterloo</b>	⚡	dep	0005	0105					0530				0612	0630				0642	0710b	0735	0739			0805		0809	0835	
Clapham Junction		dep	0012u	0115				0537u					0619u	0637u				0649u	0717b	0723w	0746u			0812u		0827b	0900	
<b>Woking</b>	⚡	dep	0037	0142				0601					0619	0650	0657			0719	0736b	0800		0816b			0835	0845	0900	
Farnborough	⚡	dep		0158s									0633	0704				0733			0813					0835	0845	
Fleet	⚡	dep		0204s									0638	0709		0709		0738			0819					0838b	0846	
Reading	⚡	dep	2334b					0539b			0607b			0639b				0746			0815					0838b	0846	
<b>Basingstoke</b>	⚡	dep	0056	0216s	0540			0621			0655	0700		0718	0730		0800	0810	0820	0833	0842	0849			0900	0910		
Micheldever	⚡	dep			0550								0710	0741			0810								0910	0910		
<b>Winchester</b>	⚡	dep	0113	0233s	0559		0618	0638			0711	0719		0734	0750		0819	0825	0837	0850	0857	0905			0919	0925	0933	
Shawford	⚡	dep					0623				0716			0755			0824			0854								
<b>Eastleigh</b>	⚡	arr	0121	0242s	0607		0628	0647			0722	0727		0743	0800		0830		0847	0900					0927			
<b>Eastleigh</b>	⚡	dep	0122		0608	0613		0648		0721	0724			0744	0802	0821			0848	0901					0921			
<b>Southampton Airport</b>	⚡	dep	0126	0246s	0613	0617		0653		0725	0729			0749	0806	0825		0833	0852	0905	0909	0914			0925		0933	0942
Swaythling	⚡	dep			0615	0620				0727	0731				0809	0827										0927		
St Denys	⚡	dep		0251s	0618	0624				0730	0734				0812	0830										0930		
<b>Southampton Central</b>	⚡	arr	0135	0256	0623	0629		0700		0735	0739			0757	0817	0835		0844	0859	0915	0917	0922	0915	0935		0941	0949	
<b>Southampton Central</b>	⚡	dep	0137		0625	0630		0701	0719	0737				0800	0819	0837			0901	0930			0930		0937			
Millbrook		arr				0633			0721	0740					0821	0840									0940			
Redbridge		arr				0636			0725	0743					0825	0843									0943			
Totton	⚡	arr	0142		0630			0706	0727					0805	0827				0906				0935					

**Notes**

**E** Engineering work may affect this service - check before travelling.

**b** Change at Basingstoke.

**w** Change at Woking.

**s** Stops to let passengers leave the train only.

**MX** Does NOT run Monday morning.

**u** Stops to let passengers join the train only.

For timetable notes and symbols see page 31.



**Monday to Friday**
**London Waterloo, Woking and Basingstoke to Winchester, Eastleigh, Southampton and Totton**






























			SW I	SW I	SW I	SW	SW	XC I	SW I	SW I	XC I	SW I	SW I	SW	SW	XC I	SW I	SW I	SW I	SW I	SW	SW	XC I	SW I	SW I	XC I	SW I
<b>London Waterloo</b>	⊖	dep	0839	0905			0909		0935	0939		1005			1009		1035	1039	1105			1109		1135	1139		1205
Clapham Junction	⊖	dep	0846u	0912u				0927b		0946u		1012u				1027b		1046u	1112u			1127b		1146u	1146u		1212u
<b>Woking</b>	⊖ ←	dep		0916b		0935			1000			1035			1045		1100		1113			1135		1145		1213	
Farnborough	⊖	dep	0913			0945				1013					1045				1113			1145				1213	
Fleet	⊖	dep	0919					0938b		1019							1038b		1119			1145		1138b		1219	
Reading	⊖	dep		0908b				0946			1015						1046			1107b			1146			1215	
<b>Basingstoke</b>	⊖	dep	0933	0949			1000	1010		1033	1040	1049			1100	1110		1133	1149			1200	1210		1233	1240	1249
Micheldever	⊖	dep				1010								1110							1210						
<b>Winchester</b>	⊖	dep	0949	1005		1019	1025	1033	1049	1055	1105			1119	1125	1133	1149	1205			1219	1225	1233	1249	1255	1305	
Shawford	⊖	dep	0954							1054								1154								1254	
<b>Eastleigh</b>	⊖	arr	1002			1027				1059				1127				1159			1227					1259	
<b>Eastleigh</b>	⊖	dep	1003			1021				1100				1121				1200			1221					1300	
<b>Southampton Airport</b>	⊖ ←	dep	1008	1014		1025		1033	1042	1105	1109	1114				1133	1142	1205	1214			1223	1242	1305	1309	1314	
Swaythling	⊖	dep				1027															1227						
St Denys	⊖	dep			1030																1230						
<b>Southampton Central</b>	⊖	arr	1018	1022	1018	1035		1043	1049	1112	1116	1122	1112	1135		1143	1149	1215	1222	1215	1235		1241	1249	1315	1317	1322
<b>Southampton Central</b>	⊖	dep	1030		1030	1044				1130			1130	1137				1230		1230	1237					1330	
Millbrook	⊖	arr				1048								1140							1240						
Redbridge	⊖	arr				1051								1143							1243						
Totton	⊖	arr			1035								1135							1235							

**Notes**

- b Change at Basingstoke.
- u Stops to let passengers join the train only.
- w Change at Woking.

For timetable notes and symbols see page 31.

**Monday to Friday**
**London Waterloo, Woking and Basingstoke to Winchester, Eastleigh, Southampton and Totton**

			SW	SW	SW	XC I	SW I	SW I	SW I	SW I	SW	SW	XC I	SW I	SW	XC I	SW I	SW	SW	SW	XC I	SW I	SW	SW I	SW	SW	SW	
<b>London Waterloo</b>  	dep				<b>1209</b>		<b>1235</b>	<b>1239</b>	<b>1305</b>			<b>1309</b>		<b>1335</b>	<b>1339</b>		<b>1405</b>			<b>1409</b>		<b>1435</b>	<b>1439</b>	<b>1505</b>			<b>1509</b>	
Clapham Junction 	dep				1227b		<b>1246u</b>	<b>1312u</b>					1327b	<b>1346u</b>			<b>1412u</b>			1427b		<b>1446u</b>	<b>1512u</b>					
<b>Woking</b>  	dep				<b>1235</b>		<b>1300</b>		<b>1316b</b>			<b>1335</b>		<b>1400</b>			<b>1416b</b>			<b>1435</b>		<b>1500</b>					<b>1535</b>	
Farnborough 	dep				<b>1245</b>			<b>1313</b>				<b>1345</b>			<b>1413</b>					<b>1445</b>			<b>1513</b>				<b>1545</b>	
Fleet 	dep							<b>1319</b>							<b>1419</b>								<b>1519</b>					
Reading  	dep				1238b <b>1246</b>				1307b				1338b <b>1346</b>			<b>1415</b>				1438b <b>1446</b>				1507b				
<b>Basingstoke</b> 	dep				<b>1300</b>	<b>1310</b>		<b>1333</b>	<b>1349</b>			<b>1400</b>	<b>1410</b>		<b>1433</b>	<b>1440</b>	<b>1449</b>				<b>1500</b>	<b>1510</b>		<b>1533</b>	<b>1549</b>			<b>1600</b>
Micheldever 	dep				<b>1310</b>							<b>1410</b>			<b>1433</b>	<b>1440</b>	<b>1449</b>				<b>1510</b>			<b>1533</b>	<b>1549</b>			<b>1610</b>
<b>Winchester</b> 	dep				<b>1319</b>	<b>1325</b>	<b>1333</b>	<b>1349</b>	<b>1405</b>			<b>1419</b>	<b>1425</b>	<b>1433</b>	<b>1449</b>	<b>1455</b>	<b>1505</b>				<b>1519</b>	<b>1525</b>	<b>1533</b>	<b>1549</b>	<b>1605</b>			<b>1619</b>
Shawford 	dep							<b>1354</b>							<b>1454</b>								<b>1554</b>					
<b>Eastleigh</b>  	arr				<b>1327</b>			<b>1359</b>				<b>1427</b>			<b>1459</b>					<b>1527</b>			<b>1559</b>					<b>1627</b>
<b>Eastleigh</b>  	dep				<b>1321</b>			<b>1400</b>			<b>1421</b>			<b>1500</b>						<b>1521</b>			<b>1600</b>					<b>1621</b>
<b>Southampton Airport</b>  	dep				<b>1325</b>		<b>1342</b>	<b>1405</b>	<b>1414</b>		<b>1425</b>		<b>1435</b>	<b>1442</b>	<b>1505</b>	<b>1510</b>	<b>1514</b>				<b>1525</b>		<b>1533</b>	<b>1542</b>	<b>1605</b>	<b>1614</b>		<b>1625</b>
Swaythling 	dep				<b>1327</b>						<b>1427</b>										<b>1527</b>			<b>1605</b>	<b>1614</b>			<b>1627</b>
St Denys  	dep				<b>1330</b>						<b>1430</b>										<b>1530</b>			<b>1605</b>	<b>1614</b>			<b>1630</b>
<b>Southampton Central</b>  	arr	<b>1315</b>	<b>1335</b>			<b>1341</b>	<b>1349</b>	<b>1412</b>	<b>1422</b>	<b>1412</b>	<b>1435</b>		<b>1442</b>	<b>1449</b>	<b>1512</b>	<b>1517</b>	<b>1522</b>	<b>1512</b>	<b>1535</b>		<b>1541</b>	<b>1549</b>	<b>1615</b>	<b>1622</b>	<b>1615</b>	<b>1635</b>		
<b>Southampton Central</b>  	dep	<b>1330</b>	<b>1337</b>					<b>1430</b>		<b>1430</b>	<b>1437</b>				<b>1530</b>			<b>1530</b>	<b>1537</b>				<b>1630</b>			<b>1630</b>	<b>1637</b>	
Millbrook 	arr		<b>1340</b>								<b>1440</b>								<b>1540</b>				<b>1630</b>				<b>1640</b>	
Redbridge 	arr		<b>1343</b>								<b>1443</b>								<b>1543</b>								<b>1643</b>	
Totton 	arr	<b>1335</b>								<b>1435</b>								<b>1535</b>							<b>1635</b>			

**Notes**

- b Change at Basingstoke.
- u Stops to let passengers join the train only.

*For timetable notes and symbols see page 31.*

**Monday to Friday**
**London Waterloo, Woking and Basingstoke to Winchester, Eastleigh, Southampton and Totton**

			X C I	SW D I	SW	SW	SW	X C I	SW I	SW I	SN	SW	SW	X C I	SW D I	SW	SW	SW D I	SW ★	X C I	SW D I	SW ★	SW ★	SW I	SW	SW	SW	
<b>London Waterloo</b>	⊖	dep		<b>1535</b>					<b>1539</b>					<b>1605</b>														
Clapham Junction		dep	1527b						<b>1546u</b>					<b>1612u</b>	1627b					<b>1709</b>				<b>1735</b>	<b>1739</b>	<b>1748</b>	<b>1805</b>	
<b>Woking</b>	←	dep		<b>1600</b>										<b>1635</b>	<b>1700u</b>	1646b				<b>1734</b>	<b>1746b</b>			<b>1804</b>	<b>1813</b>			
Farnborough		dep							<b>1613</b>					<b>1645</b>						<b>1733b</b>	<b>1751b</b>							
Fleet		dep	1538b						<b>1619</b>											<b>1738b</b>	<b>1756b</b>							
Reading		dep	<b>1546</b>					<b>1615</b>						<b>1646</b>						<b>1707b</b>	<b>1746</b>							
<b>Basingstoke</b>		dep	<b>1610</b>			<b>1624</b>	<b>1633</b>	<b>1640</b>	<b>1649</b>					<b>1700</b>	<b>1710</b>					<b>1754</b>	<b>1810</b>			<b>1824</b>	<b>1833</b>			
Micheldever		dep												<b>1710</b>						<b>1804</b>				<b>1834</b>				
<b>Winchester</b>		dep	<b>1625</b>	<b>1633</b>	<b>1638</b>	<b>1645</b>	<b>1650</b>	<b>1700</b>	<b>1705</b>					<b>1719</b>	<b>1725</b>	<b>1733</b>	<b>1744</b>	<b>1749</b>	<b>1800</b>	<b>1814</b>	<b>1825</b>	<b>1830</b>	<b>1844</b>	<b>1850</b>	<b>1900</b>	<b>1905</b>		
Shawford		dep			<b>1643</b>	<b>1654</b>	<b>1654</b>										<b>1749</b>	<b>1754</b>		<b>1818</b>	<b>1849</b>			<b>1849</b>	<b>1909</b>	<b>1909</b>		
<b>Eastleigh</b>		arr			<b>1648</b>	<b>1653</b>	<b>1700</b>							<b>1727</b>			<b>1754</b>	<b>1759</b>		<b>1824</b>			<b>1854</b>	<b>1858</b>	<b>1915</b>			
<b>Eastleigh</b>		dep			<b>1649</b>				<b>1701</b>		<b>1716</b>	<b>1721</b>				<b>1755</b>								<b>1859</b>	<b>1916</b>	<b>1921</b>		
<b>Southampton Airport</b>	←	dep	<b>1633</b>	<b>1642</b>	<b>1654</b>				<b>1705</b>		<b>1714</b>			<b>1733</b>	<b>1742</b>	<b>1800</b>		<b>1809</b>	<b>1825</b>		<b>1833</b>	<b>1839</b>		<b>1903</b>	<b>1909</b>	<b>1920</b>	<b>1925</b>	
Swaythling		dep			<b>1656</b>											<b>1802</b>				<b>1827</b>				<b>1906</b>	<b>1923</b>	<b>1927</b>		
St Denys	§	dep			<b>1659</b>											<b>1805</b>				<b>1830</b>				<b>1909</b>	<b>1926</b>	<b>1930</b>		
<b>Southampton Central</b>	↔	arr	<b>1641</b>	<b>1649</b>	<b>1704</b>				<b>1713</b>	<b>1717</b>	<b>1722</b>	<b>1713</b>	<b>1728</b>	<b>1735</b>		<b>1741</b>	<b>1749</b>	<b>1810</b>	<b>1816</b>	<b>1835</b>		<b>1844</b>	<b>1846</b>		<b>1918</b>	<b>1918</b>	<b>1933</b>	<b>1935</b>
<b>Southampton Central</b>	↔	dep		<b>1656</b>	<b>1706</b>				<b>1730</b>							<b>1756</b>			<b>1824</b>	<b>1837</b>			<b>1854</b>		<b>1919</b>		<b>1937</b>	
Millbrook		arr																		<b>1840</b>						<b>1940</b>		
Redbridge		arr																		<b>1844</b>						<b>1943</b>		
Totton		arr		<b>1701</b>	<b>1711</b>										<b>1801</b>				<b>1829</b>				<b>1859</b>		<b>1924</b>			

**Notes**

- D** Train divides at Southampton Central. Please make sure you are in the correct portion.
- b** Change at Basingstoke.
- c** Change at Surbiton and Woking.
- u** Stops to let passengers join the train only.
- w** Change at Woking.

★ Passengers travelling with cycles may not join or leave services at stations with train times shown in red.

For timetable notes and symbols see page 31.

## Monday to Friday

## London Waterloo, Woking and Basingstoke to Winchester, Eastleigh, Southampton and Totton

			X C	SW ★	X C	SW D	X C	SW ★	SW ★	SW ★	SW	SW	SW ★	X C	SW C	SW	SW C	SW	SW	XC	SW C	SW	SW C	SW	XC	SW C	SW	
London Waterloo	⊖	dep		1809		1835			1839	1905				1909		1935	1939	2005		2009							2135	
Clapham Junction		dep		1729w	1827b				1846u	1912u					1927w	1946u	2012u			2027b		2035	2039	2105			2127w	
Woking	←	dep		1835	1846b				1906	1918b				1935		2000						2100	2049b	2132			2200	2149b
Farnborough		dep		1819b	1839b			1848b		1910b				1945			2013										2133b	
Fleet		dep		1824b	1844b			1854b		1915b				1926b	1937b		2019				2038b						2138b	
Reading		dep	1815		1846					1907b				1946				2007b			2046			2107b			2146	
Basingstoke		dep	1848	1855	1910		1848	1924	1930	1949			2000	2010		2033	2049			2100	2110		2133	2152		2210		2221
Micheldever		dep		1905					1940	1940			2010							2110			2143				2231	2231
Winchester		dep		1914	1925	1930		1940	1949	2005			2019	2025	2033	2049	2105			2119	2125	2133	2152	2209		2225	2233	2240
Shawford		dep		1919				1945	1954				2024			2054				2124			2157				2245	2245
Eastleigh		arr		1925				1950	1959				2029			2059				2130			2202	2217			2250	2250
Eastleigh		dep							2000	2014		2021			2042	2100				2121			2203	2218	2222	2233		
Southampton Airport	←	dep			1933	1939			2005	2014		2025		2033	2042	2105	2115			2124		2133	2142	2208	2222	2226	2233	2242
Swaythling		dep										2027								2127							2228	
St Denys		dep										2030								2130							2231	
Southampton Central		arr			1941	1946	1953		2016	2022	2016	2035		2041	2049	2112	2124	2135			2141	2149	2218	2229	2236	2242	2249	
Southampton Central		dep				1954			2030		2030	2037			2051		2125	2137					2231	2238				
Millbrook		arr										2040						2140									2240	
Redbridge		arr										2043						2143									2244	
Totton		arr				1959					2035			2056		2130							2236					

## Notes

- D** Train divides at Southampton Central. Please make sure you are in the correct portion.
- b** Change at Basingstoke.
- u** Stops to let passengers join the train only.
- w** Change at Woking.

★ Passengers travelling with cycles may not join or leave services at stations with train times shown in red.

For timetable notes and symbols see page 31.

**Monday to Friday**
**London Waterloo, Woking and Basingstoke to Winchester, Eastleigh, Southampton and Totton**

			SW	SW	SW I	SW	SW	XC	SW I	SW	SW	SW	SW	SW	SW	SW	SW																					
														E	SO E	SX E																						
<b>London Waterloo</b>	⊖	dep	2139	2142	2205				2235	2239	2305	2335	0005	0105	0105																							
Clapham Junction		dep	2146u		2212u				2227w	2246u	2312u	2342u	0012u	0115	0115																							
<b>Woking</b>	←	dep		2219	2232				2300		2332	0003	0037	0142	0142																							
Farnborough		dep	2213	2233						2316		0014		0151s	0158s																							
Fleet		dep	2219	2238			2238			2321		0020		0157s	0204s																							
Reading		dep		←	2210b			2248		2255b		2334b																										
<b>Basingstoke</b>		dep	2233		2252		2300	2310		2334	2353	0035	0056	0209s	0216s																							
Micheldever		dep	2243s				2310				0003																											
<b>Winchester</b>		dep	2252		2309		2319	2325	2333	2351	0014	0051	0113	0226s	0233s																							
Shawford		dep	2257				2324			2355																												
<b>Eastleigh</b>		arr	2302		2317		2329			0001	0022	0059	0121	0235s	0242s																							
<b>Eastleigh</b>		dep	2303		2318	2322				0002	0023	0100	0122																									
<b>Southampton Airport</b>	←	dep	2308		2322	2326		2337	2342	0006	0028	0105	0126	0239s	0246s																							
Swaythling		dep				2328																																
St Denys	§	dep				2331					0032s			0244s	0251s																							
<b>Southampton Central</b>	←	arr	2317		2329	2336		2343	2349	0013	0037	0112	0135	0249	0256																							
<b>Southampton Central</b>	←	dep			2331	2338					0038		0137																									
Millbrook		arr				2340																																
Redbridge		arr				2344																																
Totton		arr			2336						0043		0142																									

**Notes**

- E** Engineering work may affect this service. Check before travelling.
- SO** Saturday morning only.
- SX** Tuesday to Friday morning only.
- b** Change at Basingstoke.
- s** Stops to let passengers leave the train only.
- u** Stops to let passengers join the train only.
- w** Change at Woking.

*For timetable notes and symbols see page 31.*

**Saturday**
**London Waterloo, Woking and Basingstoke to Winchester, Eastleigh, Southampton and Totton**

			SW	SW	SW	SW	SW	SN	SW	SW	SW	SW	SN	SW	SW	XC I	SW	SW	XC I	SW	SW	SW	SW	XC I	SW I	SW
<b>London Waterloo</b>		dep	<b>E</b> 0005	<b>E</b> 0105							0530				0630											
Clapham Junction		dep	0012 <sub>u</sub>	0115							0537 <sub>u</sub>				0637 <sub>u</sub>											
<b>Woking</b>		dep	0037	0142							0601															
Farnborough		dep		0151 <sub>s</sub>											0619 0633	0657									0835 0845	0827 <sub>b</sub>
Fleet		dep		0157 <sub>s</sub>											0638											0913
Reading		dep													0607 <sub>b</sub>	0639 <sub>b</sub>										0919
<b>Basingstoke</b>		dep	0056	0209 <sub>s</sub>							0621				0700	0718										0933
Micheldever		dep									0631				0710											0910
<b>Winchester</b>		dep	0113	0226 <sub>s</sub>							0641				0719	0734										0949
Shawford		dep									0724				0824											0954
<b>Eastleigh</b>		arr	0121	0235 <sub>s</sub>							0650				0729	0742										0959
<b>Eastleigh</b>		dep	0122			0613	0651		0714	0721		0743		0814	0821											1000
<b>Southampton Airport</b>		dep	0126	0239 <sub>s</sub>		0617	0656		0718	0725		0748		0818	0825		0833	0851	0905	0909	0914				0921	1005
Swaythling		dep				0620				0727					0827											0927
St Denys		dep		0244 <sub>s</sub>		0623				0730					0830											0930
<b>Southampton Central</b>		arr	0135	0249		0628	0703		0728	0736		0756		0828	0835		0841	0858	0912	0917	0922	0912			0935	1012
<b>Southampton Central</b>		dep	0137		0621	0630	0705	0721		0737		0800	0819		0837			0900	0930							1030
Millbrook		arr				0632				0740					0840											1030
Redbridge		arr				0636				0743					0843											1030
Totton		arr	0142		0626	0710	0726					0805	0824				0905				0935					

**Notes**

- E** Engineering work may affect this service. Check before travelling.
- b** Change at Basingstoke.
- s** Stops to let passengers leave the train only.
- u** Stops to let passengers join the train only.
- w** Change at Woking.

For timetable notes and symbols see page 31.

**Saturday**
**London Waterloo, Woking and Basingstoke to Winchester, Eastleigh, Southampton and Totton**

			SW I	SW	SN	SW	SW	XC I	SW I	SW I	XC I	SW I	SW I	SW	SW	XC I	SW I	SW I	SW I	SW I	SN	SW	SW	XC I	SW I	SW I	XC I	
<b>London Waterloo</b>	⊖	dep	0905			0909		0935	0939		1005			1009		1035	1039	1105						1109	1135	1139		
Clapham Junction		dep	0912u					0927b	0946u		1012u					1027b	1046u	1112u						1127b	1146u			
<b>Woking</b>	←	dep	0916b			0935		1000			1016b			1035		1100		1116b						1135	1200	1213	1216b	
Farnborough		dep				0945			1013				1045				1113							1145		1213		
Fleet		dep						0938b	1019							1038b	1119							1138b		1219		
Reading		dep	0907b					0946		1015						1046		1107b						1146		1215		
<b>Basingstoke</b>		dep	0949			1000	1010		1033	1040	1049			1100	1110		1133	1149						1200	1210		1233	1241
Micheldever		dep				1010								1110										1210			1241	
<b>Winchester</b>		dep	1005			1019	1025	1033	1049	1055	1106			1119	1125	1133	1149	1205						1219	1225	1233	1249	1256
Shawford		dep							1054								1154								1254		1256	
<b>Eastleigh</b>		arr				1027			1059					1127			1159							1227		1259		
<b>Eastleigh</b>		dep			1014	1021			1100				1121				1200				1214	1221		1233	1242	1300	1309	
<b>Southampton Airport</b>	←	dep	1014		1018	1025		1033	1042	1105	1109	1115		1125		1133	1142	1205	1214		1219	1225		1233	1242	1305	1309	
Swaythling		dep			1027								1127												1227		1309	
St Denys	§	dep			1030								1130												1230		1309	
<b>Southampton Central</b>	↔	arr	1022	1012	1028	1035		1043	1049	1112	1117	1122	1112	1135		1141	1149	1212	1222	1212	1228	1235		1241	1249	1312	1317	
<b>Southampton Central</b>	↔	dep		1030		1037			1130			1130	1137				1230		1230		1237					1330		
Millbrook		arr			1040								1140								1240						1330	
Redbridge		arr			1044								1143								1243						1330	
Totton		arr		1035								1135								1235							1330	

**Notes**

- b Change at Basingstoke.
- u Stops to let passengers join the train only.

For timetable notes and symbols see page 31.

**Saturday**
**London Waterloo, Woking and Basingstoke to Winchester, Eastleigh, Southampton and Totton**

			SW I	SW I	SW	SW I	XC I	SW I	SW I	SW I	SW I	SW I	XC I	SW I	SW I	XC I	SW I	SW I	SW I	SW I	XC I	SW I	SW I	SW I	SW I	SN	
<b>London Waterloo</b>	⊖	dep	1205			1209		1235	1239	1305			1309		1335	1339		1405			1409		1435	1439	1505		
Clapham Junction		dep	1212u				1227b		1246u	1312u			1327b		1346u		1412u			1427b		1446u	1512u				
<b>Woking</b>	←	dep			1235			1300					1335		1400		1416b				1435		1500		1513	1516b	
Farnborough		dep			1245				1313				1345			1413					1445			1513			
Fleet		dep					1238b		1319				1338b		1419					1438b			1519				
Reading		dep					1246			1307b			1346			1415				1446				1507b			
<b>Basingstoke</b>		dep	1249			1300	1310		1333	1349			1400	1410		1433	1441	1449			1500	1510		1533	1549		
Micheldever		dep				1310							1410								1510						
<b>Winchester</b>		dep	1305			1319	1325	1333	1349	1405			1419	1425	1433	1449	1456	1505			1519	1525	1533	1549	1605		
Shawford		dep							1354							1454								1554			
<b>Eastleigh</b>		arr				1327							1427			1459					1527			1559			
<b>Eastleigh</b>		dep			1321				1400			1421			1500						1521			1600		1614	
<b>Southampton Airport</b>	←	dep	1314		1325		1333	1342	1405	1414			1425	1434	1442	1505	1509	1514			1525	1533	1542	1605	1614	1618	
Swaythling		dep			1327								1427								1527						
St Denys	§	dep			1330								1430								1530						
<b>Southampton Central</b>	↔	arr	1322	1312	1335		1341	1349	1412	1422	1412	1435		1441	1449	1512	1517	1522	1512	1535		1541	1549	1612	1622	1612	1628
<b>Southampton Central</b>	↔	dep		1330	1337				1430		1430	1437			1530				1530	1537				1630		1630	
Millbrook		arr			1340				┌			1440			┌					1540				┌			
Redbridge		arr			1343							1443								1543							
Totton		arr		1335							1435							1535								1635	

**Notes**

- b Change at Basingstoke.
- u Stops to let passengers join the train only.

For timetable notes and symbols see page 31.



**Saturday**
**London Waterloo, Woking and Basingstoke to Winchester, Eastleigh, Southampton and Totton**
























			SW	SW I	XC I	SW I	SW I	XC I	SW I	SW I	SW	SW I	XC I	SW I	SW I	SW I	SW I	SW I	SN	SW	SW I	XC I	SW I	SW I	XC I	SW I	SW
<b>London Waterloo</b>	⊖ 10	dep	1509		1535	1539		1605			1609		1635		1639	1705				1709		1735	1739		1805		
Clapham Junction	10	dep		1527b	1546u		1612u					1627b		1646u	1712u						1727b	1746u		1812u			
<b>Woking</b>	P ←	dep	1535		1600			1616b					1635	1700	1646b					1735		1800		1813	1816b		
Farnborough	P	dep	1545			1613							1645			1713				1745			1813				
Fleet	P	dep		1538b	1619							1638b			1719						1738b		1819				
Reading	P 7	dep		1546				1615				1646				1707b					1746		1815				
<b>Basingstoke</b>	P	dep	1600	1610		1633	1641	1649			1700	1710		1724	1733	1749				1800	1810		1833	1841	1849		
Micheldever	P	dep	1610								1710			1734						1810			1833	1841	1849		
<b>Winchester</b>	P	dep	1619	1625	1633	1649	1656	1705			1719	1725	1733	1743	1749	1805				1819	1825	1833	1849	1856	1905		
Shawford	P	dep				1654								1748	1754								1854				
<b>Eastleigh</b>	P 8	arr	1627			1659					1727			1753	1759					1827			1859				
<b>Eastleigh</b>	P 8	dep	1621			1700				1721				1754	1800			1814	1821			1833	1842	1900			
<b>Southampton Airport</b>	P ←	dep	1625		1633	1642	1705	1709	1714		1725		1733	1742	1759	1805	1814		1818	1825		1833	1842	1905	1909	1914	
Swaythling	P	dep	1627								1727			1801									1827				
St Denys	\$	dep	1630								1730			1804									1830				
<b>Southampton Central</b>	P 9	arr	1635		1641	1649	1712	1717	1722	1712	1735		1741	1749	1810	1814	1822	1814	1828	1835		1840	1849	1912	1917	1922	1912
<b>Southampton Central</b>	P 9	dep	1637			1730				1730	1737				1830					1837			1930				1930
Millbrook		arr	1640								1740																
Redbridge		arr	1643								1743																
Totton	P	arr							1735								1835			1844							1935

**Notes**

- b Change at Basingstoke.
- u Stops to let passengers join the train only.

For timetable notes and symbols see page 31.

**Saturday**
**London Waterloo, Woking and Basingstoke to Winchester, Eastleigh, Southampton and Totton**
























			SW	SW	XC I	SW I	SW	SW I	SW	SN	SW	SW	XC I	SW I	SW	SW I	SW	SW	XC	SW I	SW	SW	SW I	SW	XC	SW I	
<b>London Waterloo</b>	 	dep		<b>1809</b>		<b>1835</b>	<b>1839</b>	<b>1905</b>				<b>1909</b>		<b>1935</b>	<b>1939</b>	<b>2005</b>		<b>2009</b>		<b>2035</b>	<b>2039</b>	<b>2042</b>	<b>2105</b>			<b>2135</b>	
Clapham Junction		dep			<i>1827b</i>		<b>1846u</b>	<b>1912u</b>					<i>1927b</i>	<b>1946u</b>	<b>2012u</b>				<i>2027b</i>	<b>2100</b>	<b>2046u</b>	<b>2119</b>	<b>2112u</b>			<b>2127w</b>	
<b>Woking</b>	 ←	dep		<b>1835</b>		<b>1900</b>		<i>1916b</i>				<b>1935</b>		<b>2000</b>		<i>2016b</i>		<b>2035</b>		<b>2100</b>	<b>2046b</b>	<b>2119</b>	<b>2132</b>			<b>2200</b>	
Farnborough		dep		<b>1845</b>			<b>1913</b>					<b>1945</b>			<b>2013</b>		<b>2045</b>			<b>2100</b>	<b>2113</b>	<b>2133</b>					
Fleet		dep			<i>1838b</i>		<b>1919</b>						<i>1938b</i>		<b>2019</b>				<i>2038b</i>		<b>2119</b>	<b>2138</b>			<b>2138</b>		
Reading	 	dep			<b>1846</b>			<i>1907b</i>					<b>1946</b>		<i>2007b</i>				<b>2046</b>			<b>2119</b>	<b>2138</b>	<i>2107b</i>		<b>2146</b>	
<b>Basingstoke</b>		dep		<b>1900</b>	<b>1910</b>		<b>1933</b>	<b>1949</b>				<b>2000</b>	<b>2010</b>		<b>2033</b>	<b>2049</b>		<b>2100</b>	<b>2110</b>		<b>2133</b>		<b>2152</b>		<b>2200</b>	<b>2210</b>	
Micheldever		dep		<b>1910</b>								<b>2010</b>			<b>2033</b>			<b>2110</b>		<b>2143</b>					<b>2210</b>		
<b>Winchester</b>		dep		<b>1919</b>	<b>1925</b>	<b>1933</b>	<b>1949</b>	<b>2005</b>				<b>2019</b>	<b>2025</b>	<b>2033</b>	<b>2049</b>	<b>2105</b>		<b>2119</b>	<b>2125</b>	<b>2133</b>		<b>2209</b>		<b>2219</b>	<b>2225</b>	<b>2233</b>	
Shawford		dep					<b>1954</b>							<b>2054</b>						<b>2157</b>							
<b>Eastleigh</b>	 	arr		<b>1927</b>			<b>1959</b>					<b>2027</b>		<b>2059</b>				<b>2127</b>		<b>2202</b>		<b>2217</b>		<b>2227</b>			
<b>Eastleigh</b>	 	dep	<b>1921</b>				<b>2000</b>			<b>2014</b>	<b>2021</b>			<b>2100</b>		<b>2121</b>			<b>2134</b>	<b>2142</b>	<b>2203</b>		<b>2218</b>	<b>2222</b>			
<b>Southampton Airport</b>	 ←	dep	<b>1925</b>		<b>1933</b>	<b>1942</b>	<b>2005</b>	<b>2014</b>		<b>2018</b>	<b>2025</b>		<b>2033</b>	<b>2042</b>	<b>2105</b>	<b>2114</b>	<b>2125</b>		<b>2134</b>	<b>2142</b>	<b>2208</b>		<b>2222</b>	<b>2226</b>		<b>2233</b>	<b>2242</b>
Swaythling		dep									<b>2027</b>					<b>2127</b>										<b>2229</b>	
St Denys	\$	dep									<b>2030</b>					<b>2130</b>										<b>2232</b>	
<b>Southampton Central</b>	 	arr	<b>1935</b>		<b>1941</b>	<b>1949</b>	<b>2014</b>	<b>2022</b>	<b>2014</b>	<b>2028</b>	<b>2035</b>		<b>2041</b>	<b>2049</b>	<b>2112</b>	<b>2122</b>	<b>2135</b>		<b>2141</b>	<b>2149</b>	<b>2217</b>		<b>2229</b>	<b>2236</b>		<b>2241</b>	<b>2249</b>
<b>Southampton Central</b>	 	dep	<b>1937</b>				<b>2030</b>				<b>2037</b>				<b>2124</b>	<b>2137</b>						<b>2231</b>	<b>2238</b>				
Millbrook		arr	<b>1940</b>								<b>2040</b>					<b>2140</b>							<b>2241</b>	<b>2245</b>			
Redbridge		arr	<b>1943</b>								<b>2043</b>					<b>2143</b>											
Totton		arr									<b>2035</b>				<b>2129</b>							<b>2236</b>					

**Notes**

- b Change at Basingstoke.
- u Stops to let passengers join the train only.
- w Change at Woking.

For timetable notes and symbols see page 31.

**Saturday**
**London Waterloo, Woking and Basingstoke to Winchester, Eastleigh, Southampton and Totton**

			SW	SW	SW I	SW	SW	XC	SW I	SW	SW	SW	SW	SW																									
											E	E	E	E																									
<b>London Waterloo</b>	 	dep	2139	2142	2205				2235	2239	2305	2335	0005	0105																									
Clapham Junction		dep	2146u		2212u				2227w	2246u	2312u	2342u	0012u	0115																									
<b>Woking</b>	 ←	dep	2149b	2219	2232				2300		2332	0003	0037	0142																									
Farnborough		dep	2213	2233			┌			2316		0014		0158s																									
Fleet		dep	2219	2238			└			2321		0020		0204s																									
Reading	 	dep		┌	2207b			2249		2307b																													
<b>Basingstoke</b>		dep	2233		2252			2300	2310		2336	2352	0035	0056	0216s																								
Micheldever		dep	2243s					2310				0002																											
<b>Winchester</b>		dep	2253		2309			2319	2325	2333	2352	0012	0051	0113	0233s																								
Shawford		dep	2257								2357																												
<b>Eastleigh</b>	 	arr	2303		2317			2327			0002	0020	0059	0121	0242s																								
<b>Eastleigh</b>	 	dep	2304		2318	2323					0003	0021	0100	0122																									
<b>Southampton Airport</b>	 ←	dep	2308		2322	2327			2333	2342	0008	0025	0105	0126	0246s																								
Swaythling		dep				2330																																	
St Denys	§	dep				2333						0029s			0251s																								
<b>Southampton Central</b>	 	arr	2317		2329	2338			2341	2349	0015	0034	0112	0135	0256																								
<b>Southampton Central</b>	 	dep			2331	2340						0036		0137																									
Millbrook		arr				2342																																	
Redbridge		arr				2346																																	
Totton		arr			2336							0041		0142																									

**Notes**

- E** Engineering work may affect this service - check before travelling.
- b** Change at Basingstoke.
- s** Stops to let passengers leave the train only.
- u** Stops to let passengers join the train only.
- w** Change at Woking.

*For timetable notes and symbols see page 31.*

**Sunday**
**London Waterloo, Woking and Basingstoke to Winchester, Eastleigh, Southampton and Totton**
























			SW	SW	SW	SW	SW	SW	SW	XC	SW	SW	SW	XC	SW	SW	SW	XC	SW	SW	SW	XC	SW	SW	SW	XC		
			E	E	D		D		D	Ƨ			D	Ƨ	Ƨ		D	Ƨ	Ƨ		Ƨ	Ƨ	D	Ƨ	Ƨ	Ƨ		
<b>London Waterloo</b>	⊖	dep	0005	0105			0754	0835			0935		0954	1015b	1035		1054	1115b	1135			1154	1215b	1235		1254	1315b	
Clapham Junction		dep	0012u	0115			0803u	0845u			0945u		1003u	1022b	1045u		1104u	1122b	1145u			1204u	1222b	1242u		1303u	1322b	
<b>Woking</b>	⊖	dep	0037	0142			0828	0909			0928		1009	1028	1046b		1107	1128	1146b			1207	1228	1246b		1307	1346b	
Farnborough		dep		0158s			0759b	0859b					0959b		1059b							1159b				1259b		
Fleet		dep		0204s			0804b	0904b					1004b									1204b				1304b		
Reading		dep					0737b	0837b			0951			1051					1151					1251			1351	
<b>Basingstoke</b>		dep	0056	0216s	0748		0848	0929			0948	1010	1029		1048	1110	1128		1148	1210	1228		1248	1310	1328		1348	1410
Micheldever		dep			0758		0858				0958				1058				1158				1258				1358	
<b>Winchester</b>		dep	0113	0233s	0808		0908	0946			1008	1025	1046		1108	1125	1144		1208	1225	1244		1308	1325	1344		1408	1425
Shawford		dep			0812						1012								1212								1412	
<b>Eastleigh</b>		arr	0121	0242s	0818		0918				1018				1118				1218				1318				1418	
<b>Eastleigh</b>		dep	0122		0822	0854	0922		0954	1022			1054	1122			1154	1222			1254	1322			1354	1422		
<b>Southampton Airport</b>		dep	0126	0246s	0827	0858	0927	0955	0958	1027	1034	1055	1058	1127	1134	1153	1158	1227	1234	1253	1258	1327	1334	1353	1358	1427	1434	
Swaythling		dep				0901			1001				1101				1201				1301						1401	
St Denys		dep		0251s		0904			1004				1104				1204				1304						1404	
<b>Southampton Central</b>		arr	0135	0256	0834	0909	0934	1002	1009	1034	1042	1102	1109	1134	1142	1159	1209	1234	1242	1300	1309	1334	1342	1400	1409	1434	1442	
<b>Southampton Central</b>		dep	0137		0835	0910	0935		1010	1035			1110	1135			1210	1235			1310	1335			1410	1435		
Millbrook		arr				0913			1013				1113				1213				1313						1413	
Redbridge		arr				0916			1016				1116				1216				1316						1416	
Totton		arr	0142		0840		0940			1040			1140				1240				1340						1440	

**Notes**

- D** Train divides at Eastleigh.  
Please make sure you are in the correct portion.
- E** Engineering work may affect this service  
- check before travelling.
- b** Change at Basingstoke.
- s** Stops to let passengers leave the train only.
- u** Stops to let passengers join the train only.

*For timetable notes and symbols see page 31.*

**Sunday**
**London Waterloo, Woking and Basingstoke to Winchester, Eastleigh, Southampton and Totton**

			SW I	SW I	SW I D	XC I	SW I	SW I	SW I D	XC I	SW I	SW I	SW I D	XC I	SW I	SW I	SW I D	XC I	SW I	SW I	SW I D	XC I	SW I	SW I	SW I D	XC I	SW I
<b>London Waterloo</b>	 	dep	1335		1354	1415b	1435		1454	1515b	1535		1554	1615b	1635		1654	1715b	1735		1754	1815b	1835		1854	1915b	1935
Clapham Junction		dep	1342u		1403u	1422b	1442u		1503u	1522b	1542u		1603u	1622b	1642u		1703u	1722b	1742u		1803u	1822b	1842u		1903u	1922b	1942u
<b>Woking</b>	 ←	dep	1407		1428	1446b	1507		1528	1546b	1607		1628	1646b	1707		1728	1746b	1807		1828	1846b	1907		1928	1946b	2007
Farnborough		dep	1359b			1459b					1559b			1636b	1659b			1736b	1759b			1836b	1859b			1936b	1959b
Fleet		dep	1404b				1504b				1604b			1641b	1704b			1741b	1804b			1841b	1904b			1941b	2004b
Reading	 	dep				1451					1551			1651				1751				1851				1951	
<b>Basingstoke</b>		dep	1428		1448	1510	1528		1548	1610	1628		1648	1710	1728		1748	1810	1828		1848	1910	1928		1948	2010	2028
Micheldever		dep			1458				1558				1658				1758				1858				1958		
<b>Winchester</b>		dep	1444		1508	1525	1544		1608	1625	1644		1708	1725	1744		1808	1825	1844		1908	1925	1944		2008	2025	2044
Shawford		dep							1612								1812								2012		
<b>Eastleigh</b>	 	arr			1518				1618				1718				1818				1918				2018		
<b>Eastleigh</b>	 	dep		1454	1522			1554	1622			1654	1722			1754	1822			1854	1922			1954	2022		
<b>Southampton Airport</b>	 ←	dep	1453	1458	1527	1534	1553	1558	1627	1634	1653	1658	1727	1734	1753	1758	1827	1834	1853	1858	1927	1934	1953	1958	2027	2034	2053
Swaythling		dep		1501				1601				1701				1801				1901				2001			
St Denys	§	dep		1504				1604				1704				1804				1904				2004			
<b>Southampton Central</b>	 	arr	1500	1509	1534	1542	1600	1609	1634	1642	1700	1709	1734	1740	1800	1809	1834	1842	1900	1909	1934	1940	2000	2009	2034	2042	2100
<b>Southampton Central</b>	 	dep		1510	1535			1610	1635			1710	1735			1810	1835			1910	1935			2010	2035		
Millbrook		arr		1513				1613				1713				1813				1913				2013			
Redbridge		arr		1516				1616				1716				1816				1916				2016			
Totton		arr			1540				1640				1740				1840				1940				2040		

**Notes**

- D** Train divides at Eastleigh.  
Please make sure you are in the correct portion.
- b** Change at Basingstoke.
- u** Stops to let passengers join the train only.

For timetable notes and symbols see page 31.

**Sunday**
**London Waterloo, Woking and Basingstoke to Winchester, Eastleigh, Southampton and Totton**

			SW	SW	XC	SW	SW	SW	XC	SW	SW	SW	SW	SW										
				D		ɿ		D		ɿ		D	ɿ	E										
<b>London Waterloo</b>	⊖	dep		1954	2015b	2035		2054	2115b	2135		2154	2254	0105										
Clapham Junction	⊖	dep		2003u	2022b	2042u		2103u	2122b	2142u		2203u	2303u	0115										
<b>Woking</b>	⊖ ←	dep		2028	2046b	2107		2128	2146b	2207		2228	2328	0142										
Farnborough	⊖	dep			2036b	2059b			2136b	2159b			2259b	0158s										
Fleet	⊖	dep			2041b	2104b			2141b	2204b			2304b	0204s										
Reading	⊖	dep			2051				2151				2237b											
<b>Basingstoke</b>	⊖	dep		2048	2110	2128		2148	2210	2228		2248	2348	0216s										
Micheldever	⊖	dep		2058				2158				2258	2358											
<b>Winchester</b>	⊖	dep		2108	2125	2144		2208	2226	2244		2308	0008	0233s										
Shawford	⊖	dep						2212																
<b>Eastleigh</b>	⊖	arr		2118				2218				2317	0018	0242s										
<b>Eastleigh</b>	⊖	dep	2054	2122			2154	2222			2254	2322	0022											
<b>Southampton Airport</b>	⊖ ←	dep	2058	2127	2134	2153	2158	2227	2234	2253	2258	2327	0027	0246s										
Swaythling	⊖	dep	2101				2201				2301													
St Denys	⊖	dep	2104				2204				2304		0031s	0251s										
<b>Southampton Central</b>	⊖	arr	2109	2134	2143	2200	2209	2234	2242	2300	2309	2334	0036	0256										
<b>Southampton Central</b>	⊖	dep	2110	2135			2210	2235			2310	2335	0037											
Millbrook		arr	2113				2213				2313													
Redbridge		arr	2116				2216				2316													
Totton	⊖	arr		2140				2240				2340	0042											

**Notes**

**D** Train divides at Eastleigh. Please make sure you are in the correct portion.

**E** Engineering work may affect this service - check before travelling.

**b** Change at Basingstoke.  
**s** Stops to let passengers leave the train only.

**u** Stops to let passengers join the train only.

For timetable notes and symbols see page 31.

## Timetable notes and symbols

First Class accommodation also available on all services shown in **bold type**.

a/arr Arrival time.

dep Departure time.

**SW** Operated by South West Trains.

**SN** Operated by Southern.

**XC** Operated by CrossCountry

- Seat reservations available
- Cycle reservations recommended.

★ **Passengers travelling with cycles may not join or leave services at stations with train times shown in red.**

⚙ Catering (trolley service) available for all or part of the journey.

→ Continued in later column.

← Continued from earlier column.

🅑 Car Park.

⚓ Change at Southampton Central for Southampton City Centre, Docks and bus for Red Funnel Ferries to Cowes, Isle of Wight.

§ For details of additional services between Southampton and St Denys - please see pocket timetable 26.

↔ **Southampton Airport** - station is a short walk from the airport terminal.

↔ **Woking** - Railair coach link between Woking station and Heathrow Airport.

⊖ Interchange for London Underground. Visit [tfl.gov.uk](http://tfl.gov.uk) for details.

### Cycles on trains

At peak times the following restrictions apply: In the area bounded by Reading, Hook, Alton, Guildford and Dorking passengers travelling with cycles may not join or leave from services timed to arrive in London Waterloo between 0715 and 1000 inclusive and departing London Waterloo between 1645 and 1900 Monday to Friday.

### Trains shown in green

Trains shown in green type vary during the period of the timetable. Please see note next to or above time.

## Changing trains

Most journeys shown on this timetable are by through trains, shown in **bold type**. However, you may be able to make other journeys or reach your destination more quickly by changing trains. To help you find these services, we show them in the timetable with *light italic type*. A letter against the time will show where you need to change trains - please check the 'Notes' section for an explanation of these letters.

Please allow plenty of time to make your connection. At most stations you will need to allow at least 5 minutes to change trains. Some stations have a different minimum time and this is shown against the station name in the timetable, for example **10** means you should allow at least 10 minutes to change trains at this station.