

Monday to Friday

Isle of Wight - Portsmouth - London Waterloo

Notes			⌒	★	★	★	★	★	⌒	⌒	⌒	⌒	⌒	⌒	⌒	⌒	⌒	⌒	⌒	⌒	⌒	⌒	★	⌒		
Ventnor (Boots store) 🚚	dep					0555	★	★	0713	0743	0813	0843	0913	0943	1013	1043	1113	1143	1213	1243	1313	1343	1413	★	1513	
Shanklin	dep					0618	0638	0718	0738	0818	0838	0918	0938	1018	1038	1118	1138	1218	1238	1318	1338	1418	1438	1518	1538	
Lake	dep					0621	0641	0721	0741	0821	0841	0921	0941	1021	1041	1121	1141	1221	1241	1321	1341	1421	1441	1521	1541	
Sandown	dep					0624	0644	0724	0744	0824	0844	0924	0944	1024	1044	1124	1144	1224	1244	1324	1344	1424	1444	1524	1544	
Brading	dep					0628	0648	0728	0748	0828	0848	0928	0948	1028	1048	1128	1148	1228	1248	1328	1348	1428	1448	1528	1548	
Smallbrook Junction 🚗	dep														1053		1153	1233	1253	1333		1453	1533	1553		
Ryde St Johns Road	dep			0535	0556	0635	0655	0735	0755	0835	0855	0935	0955	1035	1055	1135	1155	1235	1255	1335	1355	1435	1455	1535	1555	
Ryde Esplanade 🚲	dep			0540	0600	0640	0700	0740	0800	0840	0900	0940	1000	1040	1100	1140	1200	1240	1300	1340	1400	1440	1500	1540	1600	
Ryde Pier Head 🚢	arr			0542	0602	0642	0702	0742	0802	0842	0902	0941	1002	1042	1102	1142	1202	1242	1302	1342	1402	1442	1502	1542	1602	
Ryde Pier Head 🚢	dep	0047	0447	0547		0647	0710	0747	0810	0847	0910	0947	1010		1110	1147		1247		1347		1447		1547	1610	
Portsmouth Harbour 🚢	arr	0109	0509	0609		0709	0732	0809	0832	0909	0932	1009	1032		1132	1209		1309		1409		1509		1609	1632	
Portsmouth Harbour 🚢†	dep		0514b	0615		0713	0729	0745	0815	0845	0915	0945	1015	1045		1145	1215		1315		1415		1515		1615	1645
Petersfield	arr		0551b	0647		0745	0808	0817	0847	0917	0947	1017	1047	1117		1217	1247		1347		1447		1547		1647	1717
Haslemere	arr		0610b	0701		0759	0826	0831	0901	0931	1001	1031	1101	1131		1231	1301		1401		1501		1601		1701	1736
Guildford	arr		0629	0715		0813		0846	0915	0945	1015	1046	1115	1145		1245	1315		1415		1515		1615		1715	1759
Woking 🚲	arr		0639	0725		0826		0911g	0927	0959	1025	1057	1125	1157		1257	1325		1425		1525		1625		1725	1811
London Waterloo 🚉	arr		0712	0754		0855		0931	0955	1027	1051	1124	1151	1223		1323	1351		1451		1551		1651		1754	1843

Connections between ferries and trains are not guaranteed. Where possible, customers are advised to allow at least 10 minutes to change.

Notes

b Runs 5 minutes later until 30 September.

g Change at Guildford.

r Depart Portsmouth Harbour 1718 direct to Woking arrive 1844.

★ Passengers travelling with cycles may not join or leave services at stations with train times shown in red. (School term time only on Island Line).

Wightlink catamaran times are subject to alteration, especially on public holidays.
Please visit wightlink.co.uk or call 0871 376 1000.

For timetable notes and symbols see page 13.

Monday to Friday
Isle of Wight - Portsmouth - London Waterloo

	Notes		1	2	3	4	5	6	7	8	9	10	11	12	13	14	15	16	17	18	19	20	21	22	23	24	25	26	27	28	29	30	31					
Ventnor (Boots store)	⚓	dep	1543	1613	1643	1713	1743	1813	1843	1913	1943	2013	E	E																								
Shanklin		dep	1618	1638	1718	1738	1818	1838	1918	1938	2018	2038	2118	2218																								
Lake		dep	1621	1641	1721	1741	1821	1841	1921	1941	2021	2041	2121	2221																								
Sandown		dep	1624	1644	1724	1744	1824	1844	1924	1944	2024	2044	2124	2224																								
Brading		dep	1628	1648	1728	1748	1828	1848	1928	1948	2028	2048	2128	2228																								
Smallbrook Junction	⚓	dep	1633																																			
Ryde St Johns Road		dep	1635	1655	1735	1755	1835	1855	1935	1955	2035	2054a	2135	2235																								
Ryde Esplanade	⚓	dep	1640	1700	1740	1800	1840	1900	1940	2000	2040		2140	2240																								
Ryde Pier Head	⚓	arr	1642	1702	1742	1802	1842	1902	1942	2002	2042		2142	2242																								
Ryde Pier Head	⚓	dep	1647	1710	1747	1810	1847	1915	1947	2015F	2047		2147	2247	2347																							
Portsmouth Harbour	⚓	arr	1709	1732	1809	1832	1909	1937	2009	2037F	2109		2209	2309	0009																							
Portsmouth Harbour	⚓†	dep	1715	1745	1815	1845	1915	1945	2015	2045	2118		2218	2319																								
Petersfield		arr	1747	1817	1847	1917	1947	2017	2047	2117	2156		2256	2357																								
Haslemere		arr	1801	1831	1901	1931	2001	2031	2101	2131	2215		2315	0015																								
Guildford		arr	1815	1854	1919	1945	2015	2045	2116	2145	2237		2337	0037																								
Woking	⚓	arr	1844r	1903	1928	1957	2025	2056	2125	2157	2249		2349																									
London Waterloo	⚓	arr	1859	1929	1959	2024	2050	2127	2150	2227	2319		0032																									

Connections between ferries and trains are not guaranteed. Where possible, customers are advised to allow at least 10 minutes to change.

Notes

- a** Arrival time.
- E** Engineering work may affect this service between Portsmouth, Guildford and London Waterloo. Check before travelling.
- F** Catamaran runs **Fridays only**.

Wightlink catamaran times are subject to alteration, especially on public holidays.
Please visit wightlink.co.uk or call 0871 376 1000.

For timetable notes and symbols see page 13.

Saturday

Isle of Wight - Portsmouth - London Waterloo

	Notes																													
Ventnor (Boots store)	dep								0555		0645	0713	0743	0813	0843	0913	0943	1013	1043	1113	1143	1213	1243	1313	1343	1413	1443	1513	1543	
Shanklin	dep								0618	0638	0718	0738	0818	0838	0918	0938	1018	1038	1118	1138	1218	1238	1318	1338	1418	1438	1518	1538	1618	
Lake	dep								0621	0641	0721	0741	0821	0841	0921	0941	1021	1041	1121	1141	1221	1241	1321	1341	1421	1441	1521	1541	1621	
Sandown	dep								0624	0644	0724	0744	0824	0844	0924	0944	1024	1044	1124	1144	1224	1244	1324	1344	1424	1444	1524	1544	1624	
Brading	dep								0628	0648	0728	0748	0828	0848	0928	0948	1028	1048	1128	1148	1228	1248	1328	1348	1428	1448	1528	1548	1628	
Smallbrook Junction	dep																	1053		1153	1233	1253	1333		1453	1533	1553	1633		
Ryde St Johns Road	dep							0535	0556	0635	0655	0735	0755	0835	0855	0935	0955	1035	1055	1135	1155	1235	1255	1335	1355	1435	1455	1535	1555	1635
Ryde Esplanade	dep							0540	0600	0640	0700	0740	0800	0840	0900	0940	1000	1040	1100	1140	1200	1240	1300	1340	1400	1440	1500	1540	1600	1640
Ryde Pier Head	arr							0542	0602	0642	0702	0742	0802	0842	0902	0942	1002	1042	1102	1142	1202	1242	1302	1342	1402	1442	1502	1542	1602	1642
Ryde Pier Head	dep	0047	0447	0547				0647		0747			0847	0910	0947	1010	1047	1110	1147	1210	1247	1310	1347H	1410	1447H	1510	1547	1610	1647	
Portsmouth Harbour	arr	0107	0509	0609				0709		0809			0909	0932	1009	1032	1109	1132	1209	1232	1309	1332	1409H	1432	1509H	1532	1609	1632	1709	
Portsmouth Harbour	dep		0514c	0619				0715		0815			0915	0945	1015	1045	1115	1145	1215	1245	1315	1345	1415	1445	1515	1545	1615	1645	1718	
Petersfield	arr		0551c	0656				0748		0847			0947	1017	1047	1117	1147	1217	1247	1317	1347	1417	1447	1517	1547	1617	1647	1717	1756	
Haslemere	arr		0609c	0714				0801		0901			1001	1031	1101	1131	1201	1231	1301	1331	1401	1431	1501	1531	1601	1631	1701	1731	1815	
Guildford	arr		0633	0733				0815		0915			1015	1045	1115	1145	1215	1245	1315	1345	1415	1445	1515	1545	1615	1645	1715	1745	1833	
Woking	arr		0644	0744				0826		0925			1025	1057	1125	1157	1225	1257	1325	1357	1425	1457	1525	1557	1625	1657	1725	1757	1844	
London Waterloo	arr		0713	0813				0851		0951			1051	1123	1151	1227	1257	1327	1357	1427	1457	1527	1557	1623	1651	1723	1751	1823	1913	

Connections between ferries and trains are not guaranteed. Where possible, customers are advised to allow at least 10 minutes to change.

Notes

- c Runs 5 minutes later until 1 October.
 H Catamaran runs 28 May, 4 June, 25 June to 27 August only.

Wightlink catamaran times are subject to alteration, especially on public holidays.
 Please visit wightlink.co.uk or call 0871 376 1000.

For timetable notes and symbols see page 13.

Saturday

Isle of Wight - Portsmouth - London Waterloo

	Notes		1									E	E																											
Ventnor (Boots store)	⚓	dep	1613	1643	1713	1743	1813	1843	1913	1943	2013	2043	2143																											
Shanklin		dep	1638	1718	1738	1818	1838	1918	1938	2018	2038	2118	2218																											
Lake		dep	1641	1721	1741	1821	1841	1921	1941	2021	2041	2121	2221																											
Sandown		dep	1644	1724	1744	1824	1844	1924	1944	2024	2044	2124	2224																											
Brading		dep	1648	1728	1748	1828	1848	1928	1948	2028	2048	2128	2228																											
Smallbrook Junction	⚓	dep																																						
Ryde St Johns Road		dep	1655	1735	1755	1835	1855	1935	1955	2035	2054a	2135	2235																											
Ryde Esplanade	⚓	dep	1700	1740	1800	1840	1900	1940	2000	2040		2140	2240																											
Ryde Pier Head	⚓	arr	1702	1742	1802	1842	1902	1942	2002	2042		2142	2242																											
Ryde Pier Head	⚓	dep	1710	1747	1810	1847	1915	1947		2047		2147	2247	2347																										
Portsmouth Harbour	⚓	arr	1732	1809	1832	1909	1937	2009		2109		2209	2309	0009																										
Portsmouth Harbour	⚓†	dep	1745	1815	1845	1915	1945	2015		2118		2218	2319																											
Petersfield		arr	1817	1847	1917	1947	2017	2047		2156		2256	2357																											
Haslemere		arr	1831	1901	1931	2001	2031	2101		2215		2315	0015																											
Guildford		arr	1845	1915	1945	2015	2045	2115		2237		2337	0037																											
Woking	←	arr	1857	1925	1957	2025	2057	2125		2249		2349																												
London Waterloo	⚓	arr	1923	1951	2023	2050	2127	2150		2318		0032																												

Connections between ferries and trains are not guaranteed. Where possible, customers are advised to allow at least 10 minutes to change.

Notes

- a Arrival time.
- E Engineering work may affect this service between Portsmouth, Guildford and London Waterloo. Check before travelling.

Wightlink catamaran times are subject to alteration, especially on public holidays.
Please visit wightlink.co.uk or call 0871 376 1000.

For timetable notes and symbols see page 13.

Sunday

Isle of Wight - Portsmouth - London Waterloo

	Notes					A	A	A	A	A	A	A	B														
Ventnor (Boots store)	⚓	dep		0652		0813	0843	0913	0943	1013	1043	1113	1143	1213		1243	1313	1343	1413	1443	1513	1543	1613	1643	1713	1743	
Shanklin		dep		0718	0818	0838	0918	0938	1018	1038	1118	1138	1218	1238		1318	1338	1418	1438	1518	1538	1618	1638	1718	1738	1818	
Lake		dep		0721	0821	0841	0921	0941	1021	1041	1121	1141	1221	1241		1321	1341	1421	1441	1521	1541	1621	1641	1721	1741	1821	
Sandown		dep		0724	0824	0844	0924	0944	1024	1044	1124	1144	1224	1244		1324	1344	1424	1444	1524	1544	1624	1644	1724	1744	1824	
Brading		dep		0728	0828	0848	0928	0948	1028	1048	1128	1148	1228	1248		1328	1348	1428	1448	1528	1548	1628	1648	1728	1748	1828	
Smallbrook Junction	⚓	dep								1053		1153	1233	1253		1333		1453	1533	1553	1633						
Ryde St Johns Road		dep	0635	0735	0835	0855	0935	0955	1035	1055	1135	1155	1235	1255	1255	1335	1355	1435	1455	1535	1555	1635	1655	1735	1755	1835	
Ryde Esplanade	⚓	dep	0640	0740	0840	0900	0940	1000	1040	1100	1140	1200	1240	1300	1300	1340	1400	1440	1500	1540	1600	1640	1700	1740	1800	1840	
Ryde Pier Head	⚓	arr	0642	0742	0842	0902	0942	1002	1042	1102	1142	1202	1242	1302	1302	1342	1402	1442	1502	1542	1602	1642	1702	1742	1802	1842	
Ryde Pier Head	⚓	dep	0047	0647	0747	0847		0947	1010T	1047	1110T	1147	1210T	1247	1310T	1310T	1347	1410T	1447	1510	1547	1610	1647	1710	1747	1810	1847
Portsmouth Harbour	⚓↑	arr	0109	0709	0809	0909		1009	1032T	1109	1132T	1209	1232T	1309	1332T	1332T	1409	1432T	1509	1532	1609	1632	1709	1732	1809	1832	1909
Portsmouth Harbour	⚓↑	dep	0729e	0829e	0932		1032	1048	1132	1148	1232	1248	1332	1348	1348	1432	1448	1532	1548	1632	1648	1732	1748	1832	1848	1932	
Petersfield		arr	0800e	0900e	1003		1103	1123	1203	1223	1303	1323	1403	1423	1423	1503	1523	1603	1623	1703	1723	1803	1823	1903	1923	2003	
Haslemere		arr	0813e	0913e	1016		1116	1141	1216	1241	1316	1341	1416	1441	1441	1516	1541	1616	1641	1716	1741	1816	1841	1916	1941	2016	
Guildford		arr	0831	0931	1031		1131	1204	1231	1304	1331	1404	1431	1504	1504	1531	1604	1631	1704	1731	1804	1831	1904	1931	2004	2031	
Woking	←	arr	0842	0942	1042		1142	1213	1242	1313	1342	1413	1442	1513	1513	1542	1613	1642	1713	1742	1813	1842	1913	1942	2013	2042	
London Waterloo	⚓Ⓜ	arr	0919	1019	1119		1219	1249	1314	1344	1414	1444	1514	1544	1544	1614	1644	1714	1744	1814	1844	1914	1944	2014	2044	2114	

Connections between ferries and trains are not guaranteed. Where possible, customers are advised to allow at least 10 minutes to change.

Notes

A Island Line train runs until 25 September **only**.

B Island Line trains runs from 2 October **only**.

T Catamaran runs 29 May, 5 June, 31 July to 28 August and 23 October **only**.

e Runs 3 minutes later until 25 September.

Wightlink catamaran times are subject to alteration, especially on public holidays.
Please visit wightlink.co.uk or call 0871 376 1000.

For timetable notes and symbols see page 13.

	Notes		A	B		A														
Ventnor (Boots store) ⚓	dep		1813	1813	1843	1913	1943	2043	2143											
Shanklin	dep		1838	1838	1918	1938	2018	2118	2218											
Lake	dep		1841	1841	1921	1941	2021	2121	2221											
Sandown	dep		1844	1844	1924	1944	2024	2124	2224											
Brading	dep		1848	1848	1928	1948	2028	2128	2228											
Smallbrook Junction ⚓	dep																			
Ryde St Johns Road	dep		1855	1854a	1935	1955	2035	2135	2235											
Ryde Esplanade ⚓	dep		1900		1940	2000	2040	2140	2240											
Ryde Pier Head ⚓	arr		1902		1942	2002	2042	2142	2242											
Ryde Pier Head ⚓	dep		1910T		1947		2047	2147	2247	2347										
Portsmouth Harbour ⚓†	arr		1932T		2009		2109	2209	2309	0009										
Portsmouth Harbour ⚓†	dep				2032		2132	2232												
Petersfield	arr				2103		2203	2303												
Haslemere	arr				2116		2216	2316												
Guildford	arr				2131		2231	2331												
Woking ⚓	arr				2142		2242	2342												
London Waterloo ⚓⚓	arr				2214		2314	0014												

Connections between ferries and trains are not guaranteed. Where possible, customers are advised to allow at least 10 minutes to change.

Notes

- a** Arrival time.
- A** Island Line train runs until 25 September **only**.
- B** Island Line trains runs from 2 October **only**.
- T** Catamaran runs 29 May, 5 June, 31 July to 28 August and 23 October **only**.

Wightlink catamaran times are subject to alteration, especially on public holidays.
Please visit wightlink.co.uk or call 0871 376 1000.

For timetable notes and symbols see page 13.

Monday to Friday
London Waterloo - Portsmouth - Isle of Wight

	Notes							★				⌚			⌚	⌚		⌚		⌚		⌚	⌚	⌚			
London Waterloo	⊕	dep							0500	0520	0615	0730			0900	0930		1030		1130		1230		1330	1400	1430	
Woking	⊕	dep							0553	0611	0643	0755			0925	0955		1055		1155		1255		1355	1425	1455	
Guildford	⊕	dep				0515			0604	0625	0655	0804			0934	1004		1104		1204		1304		1404	1434	1504	
Haslemere	⊕	dep				0530			0628	0655	0720	0825	0830		0950	1023		1121		1221		1321		1421	1450	1521	
Petersfield	⊕	dep				0546			0645	0711	0736	0836	0846		1001	1034		1132		1232		1332		1432	1501	1532	
Portsmouth Harbour	⊕	arr				0622			0720	0758t	0812	0907	0926		1033	1107		1207		1307		1407		1507	1533	1607	
Portsmouth Harbour	⊕	dep	0015	0415	0515		0615	0640	0715	0740	0815	0840	0915	0940		1040	1115		1215		1315		1415		1515	1540	1615
Ryde Pier Head	⊕	arr	0037	0437	0537		0637	0702	0737	0802	0837	0902	0937	1002		1102	1137		1237		1337		1437		1537	1602	1637
Ryde Pier Head	⊕	dep			0549	0607	0649	0707	0749	0807	0849	0907	0949	1007	1049	1107	1149	1207	1249	1307	1349	1407	1449	1507	1549	1607	1649
Ryde Esplanade	⊕	dep			0551	0609	0652	0709	0752	0809	0852	0909	0952	1009	1052	1109	1152	1209	1252	1309	1352	1409	1452	1509	1552	1609	1652
Ryde St Johns Road	⊕	dep			0555	0613	0655	0713	0755	0813	0855	0913	0955	1013	1055	1113	1155	1213	1255	1313	1355	1413	1455	1513	1555	1613	1655
Smallbrook Junction	⊕	dep												1058		1158	1215	1258	1315		1458	1515	1558	1615			
Brading	⊕	dep			0602	0620	0703	0720	0803	0820	0903	0920	1003	1020	1103	1120	1203	1220	1303	1320	1403	1420	1503	1520	1603	1620	1703
Sandown	⊕	dep			0607	0625	0707	0725	0807	0825	0907	0925	1007	1025	1107	1125	1207	1225	1307	1325	1407	1425	1507	1525	1607	1625	1707
Lake	⊕	dep			0609	0627	0710	0727	0810	0827	0910	0927	1010	1027	1110	1127	1210	1227	1310	1327	1410	1427	1510	1527	1610	1627	1710
Shanklin	⊕	arr			0612	0630	0713	0730	0813	0830	0913	0930	1013	1030	1113	1130	1213	1230	1313	1330	1413	1430	1513	1530	1613	1630	1713
Ventnor (Boots store)	⊕	arr			0653	0740	0810	0840	0910	0940	1010	1040	1110	1140	1210	1240	1310	1340	1410	1440	1510	1540	1610	1640	1710	1740	

Connections between ferries and trains are not guaranteed. Where possible, customers are advised to allow at least 10 minutes to change.

Notes

t Change at Fratton

★ Passengers travelling with cycles may not join or leave services at stations with train times shown in **red**. (School term time only on Island Line).

Wightlink catamaran times are subject to alteration, especially on public holidays.
Please visit wightlink.co.uk or call 0871 376 1000.

For timetable notes and symbols see page 13.

Monday to Friday
London Waterloo - Portsmouth - Isle of Wight

	Notes		1	2	3	4	5	6	7	8	9	10	11	12	13	14	15	16	17	18	19	20	21	22	23	24	25	26	27	28	29	30	31						
London Waterloo	⊕	dep	1500	1530	1600	1630	1700	1730	1800	1830	1930	2030	2130	E																									
Woking	⊕	dep	1525	1555	1625	1655	1725	1756	1858	1955	2055	2155	2255																										
Guildford	⊕	dep	1534	1604	1634	1704	1737	1808	1833	1908	2004	2104	2204	2304																									
Haslemere	⊕	dep	1550	1624	1651	1724	1752	1826	1852	1926	2022	2122	2225	2325																									
Petersfield	⊕	dep	1601	1635	1702	1735	1803	1837	1903	1937	2033	2133	2236	2336																									
Portsmouth Harbour	⊕	arr	1633	1707	1735	1809	1839	1910	1936	2010	2106	2202	2308	0007																									
Portsmouth Harbour	⊕	dep	1640	1715	1740	1815	1845	1915	1945F	2015	2115	2215	2315	0015																									
Ryde Pier Head	⊕	arr	1702	1737	1802	1837	1907	1937	2007F	2037	2137	2237	2337	0037																									
Ryde Pier Head	⊕	dep	1707	1749	1807	1849	1907z	1949	2007z	2045	2145	2245																											
Ryde Esplanade	⊕	dep	1709	1752	1809	1852	1909	1952	2009	2047	2147	2247																											
Ryde St Johns Road	⊕	dep	1713	1755	1813	1855	1913	1955	2013	2051	2151	2251a																											
Smallbrook Junction	⊕	dep																																					
Brading		dep	1720	1803	1820	1903	1920	2003	2020	2057	2157																												
Sandown		dep	1725	1807	1825	1907	1925	2007	2025	2101	2201																												
Lake		dep	1727	1810	1827	1910	1927	2010	2027	2104	2204																												
Shanklin		arr	1730	1813	1830	1913	1930	2013	2030	2107	2207																												
Ventnor (Boots store)	⊕	arr	1805	1831	1901	1931	2001	2031	2101	2131	2231																												

Connections between ferries and trains are not guaranteed. Where possible, customers are advised to allow at least 10 minutes to change.

Notes

- a** Arrival time.
- z** Island Line train will be held for up to 5 minutes to connect with the Wightlink catamaran.
- E** Engineering work may affect this service between London Waterloo and Portsmouth Harbour. Check before travelling.

- F** Catamaran runs Fridays **only**.
- ★** Passengers travelling with cycles may not join or leave services at stations with train times shown in **red**.

Wightlink catamaran times are subject to alteration, especially on public holidays.
Please visit wightlink.co.uk or call 0871 376 1000.

For timetable notes and symbols see page 13.

Saturday

London Waterloo - Portsmouth - Isle of Wight

	Notes															I	I	I	I	I	I	I	I	I	I	I	I	I	I	I	I	I	I	I
London Waterloo		dep														0520	0730	0800	0830	0900	0930	1000	1030	1100	1130	1200	1230	1300	1330	1400	1430	1500	1530	1600
Woking		dep														0613	0755	0825	0855	0925	0955	1025	1055	1125	1155	1225	1255	1325	1355	1425	1455	1525	1555	1625
Guildford		dep						0515								0625	0804	0834	0904	0934	1004	1034	1104	1134	1204	1234	1304	1334	1404	1434	1504	1534	1604	
Haslemere		dep						0530								0645	0821	0850	0921	0950	1021	1050	1121	1150	1221	1250	1321	1350	1421	1450	1521	1551	1621	
Petersfield		dep						0546								0701	0832	0901	0932	1001	1032	1101	1132	1201	1232	1301	1332	1401	1432	1501	1532	1602	1632	
Portsmouth Harbour		arr						0622								0740	0907	0933	1007	1033	1107	1133	1207	1233	1307	1333	1407	1433	1507	1533	1607	1637		
Portsmouth Harbour		dep	0015	0415	0515		0615		0715							0815	0840	0915	0940	1015	1040	1115	1140	1215	1240	1315H	1340	1415H	1440	1515	1540	1615		
Ryde Pier Head		arr	0037	0437	0537		0637		0737							0837	0902	0937	1002	1037	1102	1137	1202	1237	1302	1337H	1402	1437H	1502	1537	1602	1637		
Ryde Pier Head		dep			0549	0607	0649	0707	0749	0807	0849	0907	0949	1007	1049	1107	1149	1207	1249	1307	1349	1407	1449	1507	1549	1607	1649	1707	1749	1807	1849	1907	1949	
Ryde Esplanade		dep			0551	0609	0652	0709	0752	0809	0852	0909	0952	1009	1052	1109	1152	1209	1252	1309	1352	1409	1452	1509	1552	1609	1652	1709	1752	1809	1852	1909	1952	
Ryde St Johns Road		dep			0555	0613	0655	0713	0755	0813	0855	0913	0955	1013	1055	1113	1155	1213	1255	1313	1355	1413	1455	1513	1555	1613	1655	1713	1755	1813	1855	1913	1955	
Smallbrook Junction		dep														1058		1158	1215	1258	1315							1458	1515	1558	1615	1655	1713	
Brading		dep			0602	0620	0703	0720	0803	0820	0903	0920	1003	1020	1103	1120	1203	1220	1303	1320	1403	1420	1503	1520	1603	1620	1703	1720	1803	1820	1903	1920	2003	
Sandown		dep			0607	0625	0707	0725	0807	0825	0907	0925	1007	1025	1107	1125	1207	1225	1307	1325	1407	1425	1507	1525	1607	1625	1707	1725	1807	1825	1907	1925	2007	
Lake		dep			0609	0627	0710	0727	0810	0827	0910	0927	1010	1027	1110	1127	1210	1227	1310	1327	1410	1427	1510	1527	1610	1627	1710	1727	1810	1827	1910	1927	2010	
Shanklin		arr			0612	0630	0713	0730	0813	0830	0913	0930	1013	1030	1113	1130	1213	1230	1314	1330	1413	1430	1513	1530	1613	1630	1713	1730	1813	1830	1913	1930	2013	
Ventnor (Boots store)		arr				0653	0740	0810	0840	0910	0940	1010	1040	1110	1140	1210	1240	1310	1340	1410	1440	1510	1540	1610	1640	1710	1740	1810	1840	1910	1940	2010		

Connections between ferries and trains are not guaranteed. Where possible, customers are advised to allow at least 10 minutes to change.

Notes


















H Catamaran runs 28 May, 4 June, 25 June to 27 August **only**.

Wightlink catamaran times are subject to alteration, especially on public holidays.
Please visit wightlink.co.uk or call 0871 376 1000.

For timetable notes and symbols see page 13.

Saturday

London Waterloo - Portsmouth - Isle of Wight

	Notes		1	2	3	4		8	9		14	15		E																										
London Waterloo	 dep	1500	1530	1600	1630			1700	1730		1830	1930	2030	2130	2230																									
Woking	 dep	1525	1555	1625	1655			1725	1755		1855	1955	2055	2155	2255																									
Guildford	 dep	1534	1604	1634	1704			1734	1804		1904	2004	2104	2204	2304																									
Haslemere	 dep	1550	1621	1650	1721			1750	1821		1921	2021	2121	2225	2325																									
Petersfield	 dep	1601	1632	1701	1732			1801	1832		1932	2032	2132	2236	2336																									
Portsmouth Harbour	 arr	1633	1707	1733	1807			1833	1907		2007	2107	2203	2308	0007																									
Portsmouth Harbour	 dep	1640	1715	1740	1815			1845	1915		2015	2115	2215	2315	0015																									
Ryde Pier Head	 arr	1702	1737	1802	1837			1907	1937		2037	2137	2237	2337	0037																									
Ryde Pier Head	 dep	1707	1749	1807	1849	1907		1949	2007	2045	2145	2245																												
Ryde Esplanade	 dep	1709	1752	1809	1852	1909		1952	2009	2047	2147	2247																												
Ryde St Johns Road	 dep	1713	1755	1813	1855	1913		1955	2013	2051	2151	2251a																												
Smallbrook Junction	 dep																																							
Brading	 dep	1720	1803	1820	1903	1920		2003	2020	2057	2157																													
Sandown	 dep	1725	1807	1825	1907	1925		2007	2025	2101	2201																													
Lake	 dep	1727	1810	1827	1910	1927		2010	2027	2104	2204																													
Shanklin	 arr	1730	1813	1830	1913	1930		2013	2030	2107	2207																													
Ventnor (Boots store)	 arr	1805	1831	1901	1931	2001		2031	2101	2131	2231																													

Connections between ferries and trains are not guaranteed. Where possible, customers are advised to allow at least 10 minutes to change.

Notes

- a** Arrival time.
- E** Engineering work may affect this service between London Waterloo and Portsmouth Harbour. Check before travelling.

Wightlink catamaran times are subject to alteration, especially on public holidays.
Please visit wightlink.co.uk or call 0871 376 1000.

For timetable notes and symbols see page 13.

Sunday**London Waterloo - Portsmouth - Isle of Wight**

	Notes				A		A		A		A				T		T		T		T		T		
London Waterloo	⊕	dep							0800		0900		1030		1100	1130	1200	1230	1300	1330	1400	1430	1500	1530	1600
Woking	⊕	dep						0732	0835	0935		1102		1132	1202	1232	1302	1332	1402	1432	1502	1532	1602	1632	
Guildford	⊕	dep						0741	0845	0945		1112		1142	1212	1242	1312	1342	1412	1442	1512	1542	1612	1642	
Haslemere	⊕	dep						0807	0912	1012		1127		1207	1227	1307	1327	1407	1427	1507	1527	1607	1627	1707	
Petersfield	⊕	dep						0823	0928	1028		1138		1223	1238	1323	1338	1423	1438	1523	1538	1623	1638	1723	
Portsmouth Harbour	⊕	arr						0857	1004	1104		1209		1258	1311	1358	1411	1458	1511	1558	1611	1658	1711	1758	
Portsmouth Harbour	⊕	dep	0015	0615	0715		0815		0915	0940T	1015	1040T	1115	1140T	1215	1240T	1315	1340T	1415	1440	1515	1540	1615	1640	1715
Ryde Pier Head	⊕	arr	0037	0637	0737		0837		0937	1002T	1037	1102T	1137	1202T	1237	1302T	1337	1402T	1437	1502	1537	1602	1637	1702	1737
Ryde Pier Head	⊕	dep		0649	0749		0849	0907	0949	1007	1049	1107	1149	1207	1249	1307	1349	1407	1449	1507	1549	1607	1649	1707	1749
Ryde Esplanade	⊕	dep		0652	0752		0852	0909	0952	1009	1052	1109	1152	1209	1252	1309	1352	1409	1452	1509	1552	1609	1652	1709	1752
Ryde St Johns Road		dep		0655	0755	0813	0855	0913	0955	1013	1055	1113	1155	1213	1255	1313	1355	1413	1455	1513	1555	1613	1655	1713	1755
Smallbrook Junction	⊕	dep								1058		1158	1215	1258	1315		1458	1515	1558	1615					
Brading		dep		0703	0803	0820	0903	0920	1003	1020	1103	1120	1203	1220	1303	1320	1403	1420	1503	1520	1603	1620	1703	1720	1803
Sandown		dep		0707	0807	0825	0907	0925	1007	1025	1107	1125	1207	1225	1307	1325	1407	1425	1507	1525	1607	1625	1707	1725	1807
Lake		dep		0710	0810	0827	0910	0927	1010	1027	1110	1127	1210	1227	1310	1327	1410	1427	1510	1527	1610	1627	1710	1727	1810
Shanklin		arr		0713	0813	0830	0913	0930	1013	1030	1113	1130	1213	1230	1313	1330	1413	1430	1513	1530	1613	1630	1713	1730	1813
Ventnor (Boots store)	⊕	arr		0812	0912	0912	1010	1010	1040	1110	1140	1210	1240	1310	1340	1410	1440	1510	1540	1610	1640	1710	1740	1805	1831

Connections between ferries and trains are not guaranteed. Where possible, customers are advised to allow at least 10 minutes to change.

Notes


















- A** Island Line train runs until 25 September **only**.
- T** Catamaran runs 29 May, 5 June, 31 July to 28 August and 23 October **only**.

Wightlink catamaran times are subject to alteration, especially on public holidays.
Please visit wightlink.co.uk or call 0871 376 1000.

For timetable notes and symbols see page 13.

Sunday

London Waterloo - Portsmouth - Isle of Wight

	Notes		A	A		⌈															
London Waterloo	 dep		1700		1800	1930	2000	2130	2230												
Woking	 dep		1732		1832	2002	2032	2202	2302												
Guildford	 dep		1742		1842	2012	2042	2212	2312												
Haslemere	 dep		1807		1907	2027	2107	2227	2327												
Petersfield	 dep		1823		1923	2038	2123	2238	2338												
Portsmouth Harbour	 arr		1858		1958	2109	2158	2309	0009												
Portsmouth Harbour	 dep		1915		2015	2115	2215	2315	0015												
Ryde Pier Head	 arr		1937		2037	2137	2237	2337	0037												
Ryde Pier Head	 dep		1907	1949	2007	2045	2145	2245													
Ryde Esplanade	 dep		1909	1952	2009	2047	2147	2247													
Ryde St Johns Road	 dep		1913	1955	2013a	2051	2151	2251a													
Smallbrook Junction	 dep																				
Brading	 dep		1920	2003		2057	2157														
Sandown	 dep		1925	2007		2101	2201														
Lake	 dep		1927	2010		2104	2204														
Shanklin	 arr		1930	2013		2107	2207														
Ventnor (Boots store)	 arr		2001	2031		2131	2231														

Connections between ferries and trains are not guaranteed. Where possible, customers are advised to allow at least 10 minutes to change.

Notes

- a Arrival time.
- A Island Line train runs until 25 September **only**.

Wightlink catamaran times are subject to alteration, especially on public holidays.
Please visit wightlink.co.uk or call 0871 376 1000.

For timetable notes and symbols see page 13.

Timetable notes and symbols

Trains between Ryde and Shanklin are operated by Island Line. Standard class accommodation only.

Trains between Portsmouth and London Waterloo are operated by South West Trains. First and standard class accommodation available.

a/arr Arrival time.

dep Departure time.

⌘ Catering (trolley service) provided for all or part of the journey between Portsmouth & London.

🚢 **High speed catamaran operated by Wightlink.** Although connections between catamarans and trains are shown, customers wishing to make sure of a connection should allow at least 10 minutes to change. Train/catamaran connections may not be held in the event of late running trains/catamarans.

Sailing times are correct at time of going to print (April 2011) but are subject to alteration.

Additional sailings will operate over the Isle of Wight Festival and Bestival periods. For details call 0871 376 1000 or visit wightlink.co.uk

Trains and catamarans shown in green type and shading do not run for the full period of the timetable. Please see note at top of column or next to time.

🚤 **Hovercraft operated by Hovertravel Ltd.** Runs between Ryde Esplanade and Southsea seafront. A bus link operates between Southsea Hoverport and Portsmouth Harbour and Portsmouth & Southsea stations. Tel: 01983 811000 or visit hovertravel.com All trains from/to Portsmouth Harbour call at Portsmouth & Southsea. Please see Pocket Timetable 17 or Mini-Guide 58.

🚂 **Interchange for Isle of Wight Steam Railway.** Smallbrook Junction provides a direct interchange for the Isle of Wight Steam Railway. Island Line trains only call at Smallbrook Junction during Steam Railway operating dates and times. Call the talking timetable on 01983 884343 or visit iwsteamrailway.co.uk **There is no road access to Smallbrook Junction.**

🚌 **Southern Vectis bus** (route 3) calling at Shanklin railway station and by Boots store in Ventnor. Connections between bus and train are not guaranteed. Please enquire for services on public holidays. Service subject to alteration from 4 September. Telephone 0871 200 2233 or visit islandbuses.info

† Station for Gunwharf Quays, the Spinnaker Tower and Historic Dockyard.

↔ Railair coach link to and from Heathrow Airport.

🚇 Interchange for London Underground services. Visit tfl.gov.uk for details.

🚗 Car Park.

Changing trains

Most journeys shown on this timetable are by through trains, shown in **bold type**. However, you may be able to make other journeys or reach your destination more quickly by changing trains. To help you find these services, we show them in the timetable with *light italic type*. A letter against the time will show where you need to change trains. Check the 'Notes' section on each page for an explanation of these letters.

Please allow plenty of time to make your connection. At most stations you will need to allow at least 5 minutes to change trains. Some stations have a different minimum time and this is shown against the station name in the timetable, for example **10** means you should allow at least 10 minutes to change trains at this station.