















**Monday to Friday**
**Romsey and Chandler's Ford to Eastleigh, Southampton Central, Romsey and Salisbury**



















		SW ■	GW ◇	SW ■	GW ◇	GW ◇	SW ■	GW ◇	SW ■	GW ◇	SW ■	GW ◇	SW ■	GW ◇	SW ■	GW ◇	GW ◇	SW ■	GW ◇	SW ■	GW ◇	SW ■	GW ◇	SW ■	GW ◇	SW ■
<b>Romsey</b> 	dep	0558		0707			0807		0907		1007			1107			1207		1307		1407		1507		1607	
Chandler's Ford	dep	0606		0714			0814		0914		1014			1114			1214		1314		1414		1514		1614	
London Waterloo	arr	0747h		0850h			0953h		1049h		1149h			1249h			1349h		1449h		1549h		1649h		1750h	
<b>Eastleigh</b>  	dep	0613		0721			0821		0921		1021			1121			1221		1321		1421		1521		1621	
<b>Southampton Airport</b>  	dep	0617		0725			0825		0925		1025			1125			1225		1325		1425		1525		1625	
Swaythling	dep	0620		0727			0827		0927		1027			1127			1227		1327		1427		1527		1627	
St Denys	dep	0624		0730			0830		0930		1030			1130			1230		1330		1430		1530		1630	
<b>Southampton Central</b>   	arr	0629		0735			0835		0935		1035		1035	1135			1235		1335		1435		1535		1635	
<b>Southampton Central</b>   	dep	0630	0646	0737	0752	0823	0837	0910	0937	1010	1044	1042	1044	1110	1137	1210	1227	1237	1310	1337	1410	1437	1510	1537	1610	1637
Millbrook	dep	0633		0740			0840		0940		1048		1048	1140	1240			1240		1340		1440		1540		1640
Redbridge	dep	0636		0743			0843		0943		1051		1051	1143	1243			1243		1343		1443		1543		1643
<b>Romsey</b> 	arr	0644	0659	0751	0810	0834	0851	0921	0951	1021		1053	1059	1121	1151	1221	1238	1251	1321	1351	1421	1451	1521	1551	1621	1651
<b>Romsey</b> 	dep	0644	0700	0751	0811	0835	0851	0921	0951	1021		1054	1059	1121	1151	1221	1239	1251	1321	1351	1421	1451	1521	1551	1621	1651
Mottisfont & Dunbridge	dep	0649		0756			0856		0956				1104	1156			1256		1356		1456		1556		1656	
Dean	dep	0655		0802			0902		1002				1110	1202			1302		1402		1502		1602		1702	
<b>Salisbury</b> 	arr	0707	0718	0815	0829	0900	0915	0940	1015	1040		1113	1122	1140	1215	1240	1302	1315	1340	1415	1440	1515	1540	1615	1640	1715

**Notes**

**h** Change at Southampton Airport Parkway and cross to platform 1.

*For timetable notes and symbols see page 12.*

**Monday to Friday**
**Romsey and Chandler's Ford to Eastleigh, Southampton Central, Romsey and Salisbury**

		GW ◇	SW ■	GW ◇	SW ■	GW ◇	SW ■	GW ◇	SW ■	GW ◇	SW ■	GW ◇	GW	SW ■	GW	SW ■	SW ■										
<b>Romsey</b> 	dep		1707		1807				1907		2007			2107		2207	2307										
<b>Chandler's Ford</b>	dep		1714		1814				1914		2014			2114		2214	2314										
<b>London Waterloo</b>  	arr		1847h		1951h				2049h		2149h			2249h		0009e											
<b>Eastleigh</b>  	dep		1721		1821				1921		2021			2121		2222	2322										
<b>Southampton Airport</b>  	dep		1725		1825				1925		2025			2124		2226	2326										
<b>Swaythling</b>  	dep		1727		1827				1927		2027			2127		2228	2328										
<b>St Denys</b> 	dep		1730		1830				1930		2030			2130		2231	2331										
<b>Southampton Central</b>  	arr		1735		1835				1935		2035			2135		2236	2336										
<b>Southampton Central</b>   	dep	1710	1737	1810	1837	1842		1910	1937	2010	2037	2110	2120	2137	2222	2238	2338										
<b>Millbrook</b>	dep		1740		1840				1940		2040			2140		2240	2340										
<b>Redbridge</b>	dep		1743		1844		1844		1943		2043			2143		2244	2344										
<b>Romsey</b> 	arr	1721	1751	1821	1853	1859	1921	1951	2021	2051	2121	2131	2151	2233	2252	2355											
<b>Romsey</b> 	dep	1721	1751	1821		1854	1900	1921	1951	2021	2051	2121	2131	2151	2234		2356										
<b>Mottisfont &amp; Dunbridge</b>	dep		1756			1905	1905		1956		2056			2156			0001										
<b>Dean</b>	dep		1802			1910	1910		2002		2102			2202			0007										
<b>Salisbury</b> 	arr	1740	1815	1840		1912	1923	1940	2015	2040	2115	2140	2151	2215	2258		0019										

**Notes**

- e Change at Eastleigh.
- h Change at Southampton Airport Parkway and cross to platform 1.

For timetable notes and symbols see page 12.

## Saturday

## Romsey and Chandler's Ford to Eastleigh, Southampton Central, Romsey and Salisbury

		SW ■	GW ◇	SW ■	GW ◇	GW ◇	SW ■	GW ◇	SW ■	GW ◇	SW ■	GW ◇	SW ■	GW ◇	SW ■	GW ◇	GW ◇	SW ■	GW ◇	SW ■	GW ◇	SW ■	GW ◇	SW ■	GW ◇	SW ■
<b>Romsey</b>	dep	0558		0707			0807		0907		1007			1107		1207		1307		1407		1507		1607		
Chandler's Ford	dep	0606		0714			0814		0914		1014			1114		1214		1314		1414		1514		1614		
London Waterloo	arr	0753e		0849h			0949h		1049h		1149h			1251h		1351h		1451h		1551h		1649h		1749h		
<b>Eastleigh</b>	dep	0613		0721			0821		0921		1021			1121		1221		1321		1421		1521		1621		
<b>Southampton Airport</b>	dep	0617		0725			0825		0925		1025			1125		1225		1325		1425		1525		1625		
Swaythling	dep	0620		0727			0827		0927		1027			1127		1227		1327		1427		1527		1627		
St Denys	dep	0623		0730			0830		0930		1030			1130		1230		1330		1430		1530		1630		
<b>Southampton Central</b>	arr	0628		0736			0835		0935		1035			1135		1235		1335		1435		1535		1635		
<b>Southampton Central</b>	dep	0630	0653	0737	0754	0827	0837	0910	0937	1010	1037	1042		1110	1137	1210	1227	1237	1310	1337	1410	1437	1510	1537	1610	1637
Millbrook	dep	0632		0740			0840		0940		1040			1140		1240		1340		1440		1540		1640		
Redbridge	dep	0636		0743			0843		0943		1044		1044	1143		1243		1343		1443		1543		1643		
<b>Romsey</b>	arr	0643	0710	0751	0811	0838	0851	0921	0951	1021	1053	1059	1121	1151	1221	1238	1251	1321	1351	1421	1451	1521	1551	1621	1651	
<b>Romsey</b>	dep	0644	0711	0751	0812	0838	0851	0921	0951	1021		1053	1059	1121	1151	1221	1238	1251	1321	1351	1421	1451	1521	1551	1621	1651
Mottisfont & Dunbridge	dep	0649		0756			0856		0956				1104	1156		1256		1356		1456		1556		1656		
Dean	dep	0654		0802			0902		1002				1110	1202		1302		1402		1502		1602		1702		
<b>Salisbury</b>	arr	0707	0729	0815	0830	0903	0915	0940	1015	1040		1113	1122	1140	1215	1240	1303	1315	1340	1415	1440	1515	1540	1615	1640	1715

## Notes

- e Change at Eastleigh.
- h Change at Southampton Airport Parkway and cross to platform 1.

For timetable notes and symbols see page 12.

## Saturday

## Romsey and Chandler's Ford to Eastleigh, Southampton Central, Romsey and Salisbury

		GW ◇	SW ■	GW ◇	SW ■	GW ◇	SW ■	GW ◇	SW ■	GW ◇	SW ■	GW ◇	GW	SW ■	SW ■	SW ■											
<b>Romsey</b>	Ⓟ	dep	1707		1807				1907		2007			2107	2207	2309											
Chandler's Ford		dep	1714		1814				1914		2014			2114	2214	2316											
London Waterloo	Ⓧ	arr	1849h		1949h				2049h		2149h			2249h	0003e												
<b>Eastleigh</b>	‡ Ⓟ Ⓢ	dep	1721		1821				1921		2021			2121	2222	2323											
<b>Southampton Airport</b>	‡ Ⓟ Ⓢ	dep	1725		1825				1925		2025			2125	2226	2327											
Swaythling	Ⓟ ‡	dep	1727		1827				1927		2027			2127	2229	2330											
St Denys	Ⓢ	dep	1730		1830				1930		2030			2130	2232	2333											
<b>Southampton Central</b>	‡ Ⓟ Ⓢ	arr	1735		1835				1935		2035			2135	2236	2338											
<b>Southampton Central</b>	‡ Ⓟ Ⓢ	dep	1710	1737	1810	1837	1845		1910	1937	2010	2037	2110	2127	2137	2238	2340										
Millbrook		dep	1740		1840				1940		2040			2140	2241	2342											
Redbridge		dep	1743		1844			1844	1943		2043			2143	2245	2346											
<b>Romsey</b>	Ⓟ	arr	1721	1751	1821		1855	1859	1921	1951	2021	2051	2121	2138	2151	2252	2357										
<b>Romsey</b>	Ⓟ	dep	1721	1751	1821		1856	1900	1921	1951	2021	2051	2121	2138	2151		2357										
Mottisfont & Dunbridge		dep		1756				1905		1956		2056		2156		0002											
Dean		dep		1802				1910		2002		2102		2202		0008											
<b>Salisbury</b>	Ⓟ	arr	1740	1815	1840		1915	1923	1940	2015	2040	2115	2141	2203	2215		0020										

## Notes

- e Change at Eastleigh.
- h Change at Southampton Airport Parkway and cross to platform 1.

For timetable notes and symbols see page 12.

**Sunday**
**Romsey and Chandler's Ford to Eastleigh, Southampton Central, Romsey and Salisbury**

			SW ■	GW ◇	SW ■	SW ■	GW ◇	SW ■	GW ◇	SW ■	GW ◇	SW ■	GW ◇	SW ■	GW ◇	SW ■	GW ◇	SW ■	GW ◇	GW ◇	SW ■	GW ◇	SW ■	GW ◇	GW ◇	SW ■	GW ◇
<b>Romsey</b>	Ⓟ	dep	0835		0935	1035		1135		1235		1335		1435		1535		1635			1735		1835			1935	
Chandler's Ford		dep	0842		0942	1042		1142		1242		1342		1442		1542		1642			1742		1842			1942	
London Waterloo	Ⓜ	arr	1042e		1142e	1242e		1337e		1437e		1537e		1637e		1737e		1837e			1937e		2037e			2137e	
<b>Eastleigh</b>	‡ Ⓟ Ⓜ	dep	0854		0954	1054		1154		1254		1354		1454		1554		1654			1754		1854			1954	
<b>Southampton Airport</b>	‡ Ⓟ Ⓜ	dep	0858		0958	1058		1158		1258		1358		1458		1558		1658			1758		1858			1958	
Swaythling	Ⓟ ‡	dep	0901		1001	1101		1201		1301		1401		1501		1601		1701			1801		1901			2001	
St Denys	Ⓢ	dep	0904		1004	1104		1204		1304		1404		1504		1604		1704			1804		1904			2004	
<b>Southampton Central</b>	‡ Ⓟ Ⓜ	arr	0909		1009	1109		1209		1309		1409		1509		1609		1709			1809		1909			2009	
<b>Southampton Central</b>	‡ Ⓟ Ⓜ	dep	0910	0954	1010	1110	1154	1210	1254	1310	1354	1410	1454	1510	1554	1610	1654	1710	1726	1754	1810	1854	1910	1930	1954	2010	2054
Millbrook		dep	0913		1013	1113		1213		1313		1413		1513		1613		1713			1813		1913			2013	
Redbridge		dep	0916		1016	1116		1216		1316		1416		1516		1616		1716			1816		1916			2016	
<b>Romsey</b>	Ⓟ	arr	0924	1005	1024	1124	1205	1224	1305	1324	1405	1424	1505	1524	1605	1624	1705	1724	1739	1805	1824	1905	1924	1941	2005	2024	2105
<b>Romsey</b>	Ⓟ	dep	0924	1006	1024	1124	1206	1224	1306	1324	1406	1424	1506	1524	1606	1624	1706	1724	1739	1806	1824	1906	1924	1942	2006	2024	2106
Mottisfont & Dunbridge		dep	0929			1129				1329				1529				1729					1929				
Dean		dep	0935			1135				1335				1535				1735					1935				
<b>Salisbury</b>	Ⓟ	arr	0949	1024	1042	1148	1224	1242	1324	1348	1424	1442	1524	1548	1624	1642	1724	1748	1801	1824	1842	1924	1948	2000	2024	2042	2124

**Notes**

e Change at Eastleigh.

For timetable notes and symbols see page 12.

**Sunday****Romsey and Chandler's Ford to Eastleigh, Southampton Central, Romsey and Salisbury**

		SW I	SW I	GW	SW I															
<b>Romsey</b> P	dep	2035	2135		2235															
Chandler's Ford	dep	2042	2142		2242															
London Waterloo	⇄ 10B	arr	2237e	2337e		0033e														
<b>Eastleigh</b> † P B	dep	2054	2154		2254															
<b>Southampton Airport</b> † P ←	dep	2058	2158		2258															
Swaythling	P †	dep	2101	2201		2301														
St Denys	S	dep	2104	2204		2304														
<b>Southampton Central</b> † P ↻	arr	2109	2209		2309															
<b>Southampton Central</b> † P ↻	dep	2110	2210	2257	2310															
Millbrook	dep	2113	2213		2313															
Redbridge	dep	2116	2216		2316															
<b>Romsey</b> P	arr	2124	2224	2308	2324															
<b>Romsey</b> P	dep	2124		2309	2324															
Mottisfont & Dunbridge	dep	2129			2329															
Dean	dep	2135			2335															
<b>Salisbury</b> P	arr	2148		2327	2351															

**Notes**

e Change at Eastleigh.

*For timetable notes and symbols see page 12.*

**Monday to Friday**
**Salisbury, Romsey, Southampton Central and Eastleigh to Chandler's Ford and Romsey**

			SW A	SW B	GW	SW I	GW ◇	GW	SW I	GW ◇	SW I	GW ◇	SW I	GW ◇	GW	SW I	GW ◇	GW	SW I	GW ◇	SW I	GW ◇	GW	SW I	GW ◇	SW I	
<b>Salisbury</b>	Ⓟ	dep		0535	0620	0650	0711	0736	0750	0832	0856	0932	0956	1030	1056	1132	1143	1156	1232	1256	1332	1350	1359	1432	1456	1532	1556
Dean		dep		0547		0702			0802		0908		1008		1108			1208		1308		1402			1508		1608
Mottisfont & Dunbridge		dep		0553		0708			0808		0914		1014		1114			1214		1314		1408			1514		1614
<b>Romsey</b>	Ⓟ	arr		0558	0638	0713	0730	0756	0813	0850	0919	0950	1019	1048	1119	1150	1210	1219	1250	1319	1350	1413	1418	1450	1519	1550	1619
<b>Romsey</b>	Ⓟ	dep		0558	0638	0713	0730	0756	0813	0850	0919	0951	1019	1050	1120	1151	1211	1219	1251	1319	1351	1413	1420	1451	1519	1551	1619
Redbridge		dep	0614			0723			0821		0927		1027		1127			1227		1327		1421			1527		1627
Millbrook		dep	0617			0726			0825		0931		1031		1131			1231		1331		1424			1531		1631
<b>Southampton Central</b>	Ⓟ Ⓟ	arr	0624	0629	0649	0729	0741	0809	0827	0904	0934	1004	1034	1104	1134	1204	1222	1234	1304	1334	1404	1427	1432	1504	1534	1604	1634
<b>Southampton Central</b>	Ⓟ Ⓟ	dep	0635			0735			0835		0935		1035		1135			1235		1335		1435			1535		1635
St Denys	§	dep	0640			0740			0840		0940		1040		1140			1240		1340		1440			1540		1640
Swaythling	Ⓟ Ⓟ	dep	0643			0743			0843		0943		1043		1143			1243		1343		1443			1543		1643
<b>Southampton Airport</b>	Ⓟ Ⓟ	dep	0646			0746			0846		0946		1046		1146			1246		1346		1446			1546		1646
<b>Eastleigh</b>	Ⓟ Ⓟ	dep	0650			0750			0850		0950		1050		1150			1250		1350		1450			1550		1650
London Waterloo	Ⓟ Ⓟ	dep	0530e			0630e			0735e		0835h		0935h		1035h			1135h		1235h		1335h			1435h		1535h
<b>Chandler's Ford</b>		dep	0655			0755			0855		0955		1055		1155			1255		1355		1455			1555		1655
<b>Romsey</b>	Ⓟ	arr	0703			0803			0903		1003		1103		1203			1303		1403		1504			1603		1703

**Notes**

- A** Train starts from Totton at 0612.
- B** Train runs via Eastleigh.
- e** Change at Eastleigh.
- h** Change at Southampton Airport Parkway and cross to platform 1.

For timetable notes and symbols see page 12.





## Saturday

## Salisbury, Romsey, Southampton Central and Eastleigh to Chandler's Ford and Romsey

			SW A	SW B	GW	SW I	GW ◇	GW	SW I	GW ◇	SW I	GW ◇	SW I	GW ◇	GW	SW I	GW ◇	SW I	GW ◇	SW I	GW ◇	GW	SW I	GW ◇	SW I	GW ◇	SW I
<b>Salisbury</b>	Ⓟ	dep		0535	0632	0650	0724	0737	0756	0832	0856	0932	0956	1032	1056	1132	1143	1156	1232	1256	1332	1350	1359	1432	1456	1532	1556
Dean		dep		0547		0702			0808		0908		1008		1108			1208		1308		1402			1508		1608
Mottisfont & Dunbridge		dep		0553		0708			0814		0914		1014		1114			1214		1314		1408			1514		1614
<b>Romsey</b>	Ⓟ	arr		0558	0650	0713	0742	0756	0819	0850	0919	0950	1019	1050	1119	1150	1202	1219	1250	1319	1350	1413	1417	1450	1519	1550	1619
<b>Romsey</b>	Ⓟ	dep		0558	0650	0713	0744	0756	0819	0851	0919	0950	1019	1051	1119	1151	1204	1219	1251	1319	1351	1413	1419	1451	1519	1551	1619
Redbridge		dep	0614			0721			0827		0927		1027		1127			1227		1327		1421			1527		1627
Millbrook		dep	0618			0724			0831		0931		1031		1131			1231		1331		1424			1531		1631
<b>Southampton Central</b>	Ⓟ Ⓟ	arr	0621	0628	0702	0727	0802	0807	0834	0902	0934	1002	1034	1102	1134	1202	1220	1234	1302	1334	1402	1427	1432	1502	1534	1602	1634
<b>Southampton Central</b>	Ⓟ Ⓟ	dep	0635			0735			0835		0935		1035		1135			1235		1335		1435			1535		1635
St Denys	§	dep	0640			0740			0840		0940		1040		1140			1240		1340		1440			1540		1640
Swaythling	Ⓟ †	dep	0643			0743			0843		0943		1043		1143			1243		1343		1443			1543		1643
<b>Southampton Airport</b>	Ⓟ Ⓟ	dep	0646			0746			0846		0946		1046		1146			1246		1346		1446			1546		1646
<b>Eastleigh</b>	Ⓟ Ⓟ	dep	0650			0750			0850		0950		1050		1150			1250		1350		1450			1550		1650
London Waterloo	Ⓟ Ⓟ	dep				0630e			0735e		0835h		0935h		1035h			1135h		1235h		1335h			1435h		1535h
<b>Chandler's Ford</b>		dep	0655			0755			0855		0955		1055		1155			1255		1355		1455			1555		1655
<b>Romsey</b>	Ⓟ	arr	0703			0803			0903		1003		1103		1203			1303		1403		1504			1603		1703

## Notes

- A Train starts from Totton at 0612.  
 B Train runs via Eastleigh.  
 e Change at Eastleigh.  
 h Change at Southampton Airport Parkway and cross to platform 1.

For timetable notes and symbols see page 12.



**Sunday**
**Salisbury, Romsey, Southampton Central and Eastleigh to Chandler's Ford and Romsey**

			GW	SW B	SW I	SW I	SW I	GW ◇	SW I	GW ◇	SW I	GW ◇	SW I	GW ◇	SW I	GW ◇	SW I	GW ◇	SW I	GW ◇	SW I	GW ◇	SW I	GW ◇	SW I	GW ◇		
<b>Salisbury</b>	Ⓟ	dep		0808	0820	0908	1013	1032	1108	1132	1213	1236	1308	1332	1413	1448	1508	1532	1613	1632	1708	1732	1813	1832	1857	1908	1932	
Dean		dep		0820		0920			1120				1320				1520			1720						1920		
Mottisfont & Dunbridge		dep		0826		0926			1126				1326				1526			1726						1926		
<b>Romsey</b>	Ⓟ	arr		0831	0838	0931	1031	1050	1131	1150	1231	1254	1331	1350	1431	1509	1531	1550	1631	1650	1731	1750	1831	1850	1915	1931	1950	
<b>Romsey</b>	Ⓟ	dep	0819	0835	0839	0932	1032	1050	1132	1150	1232	1254	1332	1350	1432	1510	1532	1550	1632	1650	1732	1750	1832	1850	1915	1932	1950	
Redbridge		dep		0846	0939	1039			1139				1239				1439			1639						1839		
Millbrook		dep		0850	0943	1043			1143				1243				1443			1643						1843		
<b>Southampton Central</b>	Ⓟ Ⓟ Ⓟ	arr	0829	0909	0852	0945	1045	1102	1145	1202	1245	1306	1345	1402	1445	1520	1545	1602	1645	1702	1745	1802	1845	1902	1926	1945	2002	
<b>Southampton Central</b>	Ⓟ Ⓟ Ⓟ	dep		0859	0959	1059			1159				1259				1459			1659						1859		
St Denys	§	dep		0904	1004	1104			1204				1304				1504			1704						1904		
Swaythling	Ⓟ Ⓟ	dep		0907	1007	1107			1207				1307				1507			1707						1907		
<b>Southampton Airport</b>	Ⓟ Ⓟ Ⓟ	dep		0910	1010	1110			1210				1310				1510			1710						1910		
<b>Eastleigh</b>	Ⓟ Ⓟ Ⓟ	dep		0915	1015	1115			1215				1315				1515			1715						1915		
London Waterloo	Ⓟ Ⓟ	dep			0835h	0935h		1035h			1135h		1235h			1335h		1435h		1535h					1635h		1735h	
<b>Chandler's Ford</b>		dep		0920	1020	1120			1220				1320				1520			1720						1820		
<b>Romsey</b>	Ⓟ	arr		0928	1028	1128			1228				1328				1528			1728						1828		

**Notes**

**B** Train runs via Eastleigh.

**h** Change at Southampton Airport Parkway and cross to platform 1.

For timetable notes and symbols see page 12.

**Sunday**
**Salisbury, Romsey, Southampton Central and Eastleigh to Chandler's Ford and Romsey**

			GW ◇	SW ■	GW ◇ A	SW ■	GW ◇	SW ■	GW ◇
<b>Salisbury</b>	dep	2000	2013	2030	2108	2132		2235	
Dean	dep				2120				
Mottisfont & Dunbridge	dep				2126				
<b>Romsey</b>	arr	2018	2031	2048	2131	2150		2253	
<b>Romsey</b>	dep	2019	2032	2048	2132	2150	2228	2253	
Redbridge	dep		2039		2139		2235		
Millbrook	dep		2043		2143		2239		
<b>Southampton Central</b>	arr	2029	2045	2059	2145	2202	2241	2304	
<b>Southampton Central</b>	dep		2059		2159		2305		
St Denys	dep		2104		2204		2310		
Swaythling	dep		2107		2207		2313		
<b>Southampton Airport</b>	dep		2110		2210		2316		
<b>Eastleigh</b>	dep		2115		2215		2321		
London Waterloo	dep		1935h		2035h		2154e		
Chandler's Ford	dep		2120		2220		2326		
<b>Romsey</b>	arr		2128		2231		2333		

**Timetable notes and symbols**

**SW** Operated by South West Trains.

**GW** Operated by First Great Western. For details of seat and cycle reservation requirements and also catering facilities, please refer to First Great Western publications.

**■** 1st class accommodation available.

arr Arrival time.

dep Departure time.

‡ For details of additional services between Eastleigh and Southampton Central - please see pocket timetable 19.

◇ Seat reservations available.

§ For details of additional services between St Denys and Southampton Central - please see pocket timetables 19 and 26.

← Station is a short walk from the airport terminal.

⊖ Interchange for London Underground services. Visit [www.tfl.gov.uk](http://www.tfl.gov.uk) for details.

⇄ Station for Southampton City Centre and the Docks, also buses for Red Funnel Ferries to Cowes, Isle of Wight and the Hythe ferry.

Ⓟ Car Park.

↳ Continued in later column.

← Continued from earlier column.

**Notes**

**A** From 18 September until 23 October runs 3 minutes LATER than shown.

**e** Change at Eastleigh.

**h** Change at Southampton Airport Parkway and cross to platform 1.