

# 28 Weymouth and Bournemouth to London Waterloo

TRAIN TIMES 21 May to 4 August 2017

- London Waterloo
- Clapham Junction
- Woking  
(for Heathrow Airport)
- Basingstoke
- Winchester
- Eastleigh
- Southampton  
Airport Parkway
- Southampton  
Central
- Totton
- Ashurst (New Forest)
- Beaulieu Road
- Brockenhurst
- Sway
- New Milton
- Hinton Admiral
- Christchurch
- Pokesdown for Boscombe
- Bournemouth
- Branksome
- Parkstone
- Poole
- Hamworthy
- Holton Heath
- Wareham
- Wool
- Moreton
- Dorchester South
- Upwey
- Weymouth



Weymouth Harbour.

**WATERLOO &  
SOUTH WEST  
UPGRADE**

Summer 2017

See inside for more information.

**ADVANCE  
INFORMATION**

**SOUTH WEST TRAINS**  
On board with you

## Your timetable

This pocket timetable shows train services between **Weymouth, Poole and Bournemouth to Southampton, Winchester, Basingstoke, Woking and London Waterloo**.

For train services between **Yeovil and Weymouth**, see timetable **28A** on page 22.

Also included are connecting **bus services** between:

**Dorchester South, Bridport and Lyme Regis**, see timetable **28B** on page 23.

**Weymouth, Bridport and Lyme Regis**, see timetable **28C** on page 24.

**Bournemouth Rail Station to Bournemouth Airport**, see timetable **28D** on page 25.

For the complete train service between Southampton and stations to London Waterloo, please see pocket timetable 19.

For services between Brockenhurst, Lymington Town and Lymington Pier (for Yarmouth, Isle of Wight), please see pocket timetable 27.

Our mini-guides offer an even more convenient summary of services and are designed to fit easily into a wallet, purse or ticket holder. Mini-guides are available from staffed stations.

Mini-guide routes relevant to this timetable are:

- Poole/Bournemouth to London Waterloo - no.62
- Southampton to London Waterloo - no.64.

## Buy a ticket before you board

You need to buy a valid ticket before you board one of our trains. We know that the vast majority of our passengers buy a valid ticket before travelling and we have a duty to those passengers to make sure no one travels without paying.

For this reason, we run a penalty fares scheme across most of our network.

If you travel to or from a station within the penalty fares area without a valid ticket, you may be liable for a penalty fare of £20 or twice the single fare to the next station at which your train stops (whichever is higher). You will then be required to buy a ticket for the remainder of the journey.

We have a policy to prosecute all deliberate fare evaders, wherever possible.

## No smoking policy

For the comfort of all our customers, smoking and the use of e-cigarettes is not permitted on any part of our trains or stations.

You can smoke outside the station entrance or in our car parks.

## Cycles on trains

The services in this timetable have limited room for cycles and we have to apply some restrictions. The ★ symbol, with train times printed in red, show restricted trains. These restrictions are explained in the 'Notes' section.

We will carry folding cycles on any train as long as they can be folded small enough to be carried safely in the luggage rack. Cycles are not allowed on buses that replace trains during engineering work.

## Changes to train times

Network Rail needs to do engineering work to maintain and improve the rail network. Much of this work is done at weekends and during holiday periods, but some work also needs to be done overnight during the week.

Buses will replace train services where lines are closed for work to take place. We may also have to alter train services over a wider area.

We advise that you check for any changes to train times before using weekend, late evening or early morning services. Please look for the 'Changes to train times' posters at stations or visit our website at [southwesttrains.co.uk](http://southwesttrains.co.uk).

## Catering on trains

On board catering on our services is provided in partnership with our contractors Rail Gourmet by an at-seat trolley service. The 🍴 symbol in the following timetable shows which trains are catered for all, or part, of the journey.

We will do our best to provide the refreshment service where advertised. However under some circumstances, for example engineering work, we may be unable to provide refreshments on certain trains.

Visit [southwesttrains.co.uk](http://southwesttrains.co.uk) to view the latest menu and prices.

Man drunk causing trouble at Plainfields station

Very rowdy on 11pm train to Buryford. Please send help!

Teens vandalising Eastbridge station Platform 4

text BRITISH TRANSPORT POLICE

61016

Report crime or incidents on your train or at your station - discreetly

let's make a difference

In an emergency call 999

BRITISH TRANSPORT POLICE

# MONDAY TO FRIDAY

# Weymouth, Poole and Bournemouth to Basingstoke, Woking and London Waterloo

Operator	Notes	SW I★	SW	SW I★	SW I★	SW I★	XC I★	SW I★	SW I★	SW I★	SW I★	XC I	SW	SW I★	SW I	SW	SW	SW	XC I	SW I	SW I	SW I	SW	SW	XC I	SW I	SW I	SW I	SW
<b>Weymouth</b>	d								0555		0625					0725		0755		0820						0903		0920	
Upwey	d								0559		0629					0729		0759		0824						0903		0924	
<b>Dorchester South</b>	d								0607		0637					0707		0807		0833						0913		0933	
Moreton	d								0614		0644					0714		0814		0839						0903		0939	
Wool	d								0620		0650					0720		0820		0845						0903		0945	
Wareham	d								0627		0657					0727		0827		0853						0928		0953	
Holton Heath	d								0631		0704					0731		0801		0831		0856				0903		0956	
Hamworthy	a								0636		0704					0736		0806		0836		0901				0935		1001	
<b>Poole</b>	d	0500	0526	0545		0611			0641		0711		0720		0741		0755		0811	0841	0850	0907			0940	0950	1007		
Parkstone	d	0504	0530			0615			0645		0715		0724		0745		0759		0815	0845	0854				0944	0954			
Branksome	d	0507	0533			0618			0649		0719		0727		0749		0802		0819	0849	0857			0915	0948	0957			
<b>Bournemouth</b>	a	0512	0538	0554		0623			0654		0724		0732		0754		0807		0824	0854	0902	0916		0922	0948	0957	1002	1017	
<b>Bournemouth</b>	d	0515	0540	0557	0604	0625	0630	0634	0656	0704	0726	0730	0734	0759		0810		0825	0845	0859	0905	0918			0927	0945	0955	1005	1022
Pokesdown for Boscombe	d	0519	0544		0608			0638		0708		0738				0814		0829		0909	0922				0930	0945	0955	1009	1026
Christchurch	d	0523	0548		0612			0642		0712		0742				0818		0833		0913	0926				0934	0945	0955	1013	1030
Hinton Admiral	d		0553		0617			0647		0717		0747				0824		0838		0918					0939	0945	0955	1018	
New Milton	d	0530	0557		0621			0651		0721		0751				0829		0842		0922	0933				0944	0954	1002	1037	
Sway	d		0602		0626			0656		0726		0756				0834		0847		0927	0940				0948	0954	1002	1027	
<b>Brockenhurst</b>	a	0537	0607	0612	0631		0644	0701		0731		0744	0801	0814		0839		0852	0858	0914	0932	0940			0953	0958	1010	1032	1044
<b>Brockenhurst</b>	d	0538		0614	0633		0645	0703		0733		0750	0803	0815		0841			0900	0915	0933	0941			0954	1000	1011	1033	1045
Beaulieu Road	d												0808																
Ashurst (New Forest)	d				0641			0711		0741			0812			0848				0940								1040	
Totton	d	0549			0646			0716		0746			0817			0853				0945								1045	
<b>Southampton Central</b>	a	0554		0627	0651	0655	0659	0721	0725	0751	0755	0803	0823	0828	↔	0858			0912	0928	0952	0955			1009	1013	1026	1053	1058
<b>Southampton Central</b>	d	0555		0630	0700	0715	0730		0800	0815	0848	0830	0848	0900				0916	0930	0955	1000				1017	1030	1055	1100	
<b>Southampton Airport</b>	a	0602		0637	0708	0721	0738		0808	0821	↔	0837	0858	0907				0922	0937	1002	1007				1023	1037	1102	1107	
Eastleigh	a	0607		0649t		0721z	0749t					0849t	0903					0923	0937	1006	1007				1024	1037	1106	1107	1106
Winchester	a	0617		0647	0718	0730	0748		0818	0830		0847		0917	0924			0931	0947	↔	1017	1024			1032	1047	↔	1117	1124
<b>Basingstoke</b>	a	0634		0714r	0741r	0746	0814r		0834	0846		0915r		0935	0941			0946	1015r	↔	1034	1041			1047	1115r	↔	1134	1141
Reading	a	0704b				0804	0844r			0904								1007	1037r						1106				
<b>Woking</b>	a	0653		0738r	0805r	0818b	0834r		0853		0922		0954					1007	1037r						1106		1119		
Clapham Junction	a	0714							0914		0943		1015	1025		1036b	1057k				1112	1125		1136b	1157k		1212	1225	
<b>London Waterloo</b>	a	0724		0747	0816		0850		0925		0953		1023	1034				1049			1120	1134			1149		1220	1234	

Late night and weekend trains may be altered. Please check [southwesttrains.co.uk](http://southwesttrains.co.uk) before travelling.

For guide to notes and symbols see end of timetable.

# MONDAY TO FRIDAY

# Weymouth, Poole and Bournemouth to Basingstoke, Woking and London Waterloo

	Operator	XC	SW	SW	SW	SW	XC	SW	SW	SW	SW	XC	SW	SW	SW	SW	XC	SW	SW	SW	SW	XC	SW	SW	SW	XC	SW	SW	
	Notes	⌈	⌈		⌈		⌈	⌈				⌈	⌈				⌈	⌈				⌈	⌈			⌈	⌈		
<b>Weymouth</b>	d		1003		1020		1103		1120			1203		1220			1303		1320			1403		1420			1503		
Upwey	d				1024				1124					1224					1324			1424					1503		
<b>Dorchester South</b>	d		1013		1033		1113		1133			1213		1233			1313		1333			1413		1433			1513		
Moreton	d				1039				1139					1239					1339			1439					1513		
Wool	d				1045				1145					1245					1345			1445					1513		
Wareham	d		1028		1053		1128		1153			1228		1253			1328		1353			1428		1453			1528		
Holton Heath	d				1056				1156					1256					1356			1456					1528		
Hamworthy	a		1035		1101		1135		1201			1235		1301			1335		1401			1435		1501			1535		
<b>Poole</b>	d		1040	1050	1107		1140	1150	1207			1240	1250	1307			1340	1350	1407			1440	1450	1507		1540	1550		
Parkstone	d		1044	1054			1144	1154				1244	1254				1344	1354				1444	1454			1544	1554		
Branksome	d		1048	1057			1148	1157				1248	1257				1348	1357				1448	1457			1548	1557		
<b>Bournemouth</b>	a		1054	1102	1117		1154	1202	1217			1254	1302	1317			1354	1402	1417			1454	1502	1517		1554	1602		
<b>Bournemouth</b>	d	1045	1059	1105	1122		1145	1159	1205	1222		1245	1259	1305	1322		1345	1359	1405	1422		1445	1459	1505	1522		1545	1559	1605
Pokesdown for Boscombe	d			1109	1126				1209	1226				1309	1326				1409	1426			1509	1526			1605	1609	
Christchurch	d			1113	1130				1213	1230				1313	1330				1413	1430			1513	1530			1613	1613	
Hinton Admiral	d			1118					1218					1318					1418			1518					1618	1618	
New Milton	d			1122	1137				1222	1237				1322	1337				1422	1437			1522	1537			1622	1622	
Sway	d			1127					1227					1327					1427			1527					1627	1627	
<b>Brockenhurst</b>	a	1058	1114	1132	1144		1158	1214	1232	1244		1258	1314	1332	1344		1358	1414	1432	1444		1458	1514	1532	1544		1558	1614	1632
<b>Brockenhurst</b>	d	1100	1115	1133	1145		1200	1215	1233	1245		1300	1315	1333	1345		1400	1415	1433	1445		1500	1515	1533	1545		1600	1615	1633
Beaulieu Road	d			1138										1338														1640	
Ashurst (New Forest)	d			1142					1240					1342					1440					1540				1640	
Totton	d			1147					1245					1347					1445					1545				1645	
<b>Southampton Central</b>	a	1113	1128	1153	1158		1213	1228	1252	1258		1312	1328	1353	1358		1413	1428	1453	1458		1512	1528	1551	1558		1613	1628	1651
<b>Southampton Central</b>	d	1117	1130	1155	1200		1217	1230	1255	1300		1315	1330	1355	1400		1417	1430	1455	1500		1515	1530	1555	1600		1617	1630	1652
<b>Southampton Airport</b>	a	1123	1137	1202	1207		1223	1237	1302	1307		1321	1337	1402	1407		1423	1437	1502	1507		1521	1537	1603	1607		1623	1637	1703
Eastleigh	a		1149t	1206		1206		1249t	1306		1306		1349t	1406		1406	1437t	1449t	1506		1506		1549t	1607		1607		1649t	1707
Winchester	a	1132	1147		1217	1224	1232	1247		1317	1324	1330	1347		1417	1424	1432	1447		1517	1524	1530	1547		1617	1624	1632	1647	
<b>Basingstoke</b>	a	1147	1215r		1234	1241	1247	1315r		1334	1341	1345	1415r		1434	1441	1447	1515r		1534	1541	1545	1615r		1634	1641	1647	1715r	
Reading	a	1205	1237r				1305					1403	1436r				1505				1604	1634r				1708			
<b>Woking</b>	a		1219				1319						1420					1519				1619					1720		
Clapham Junction	a	1236b	1257k		1312	1325	1336b	1357k		1412	1425	1436b	1457k		1512	1525	1536b	1557k		1612	1625	1636b	1657k		1712	1725	1736b	1757k	
<b>London Waterloo</b>	a		1249		1320	1334		1349		1420	1434		1449		1520	1534		1549		1620	1634		1649		1721	1736		1750	

Late night and weekend trains may be altered. Please check [southwesttrains.co.uk](http://southwesttrains.co.uk) before travelling.

For guide to notes and symbols see end of timetable.

# MONDAY TO FRIDAY

# Weymouth, Poole and Bournemouth to Basingstoke, Woking and London Waterloo

Operator	Notes	SW	SW	XC	SW	SW	SW	SW	XC	SW	SW	SW	SW	XC	SW	SW	SW	SW	XC	SW	SW	SW	SW	SW	SW	SW	SW
<b>Weymouth</b>	d	1520			1603					1703					1803					1903			1920	2010	2110	2210	2310
Upwey	d	1524																				1924	2014	2114	2214	2314	
<b>Dorchester South</b>	d	1533			1613					1713					1813					1913			1937	2022	2122	2222	2322
Moreton	d	1539																				1943	2028	2128	2228	2328	
Wool	d	1545																				1949	2034	2134	2234	2334	
Wareham	d	1553			1628					1728					1828					1928			1957	2042	2142	2242	2342
Holton Heath	d	1556																									
Hamworthy	a	1601			1635					1735					1835					1935			2003	2048	2148	2248	2348
<b>Poole</b>	d	1607			1640		1650			1740	1750				1840	1850				1940	1950	2009	2054	2154	2254	2354	
Parkstone	d				1644	1654				1744	1754				1844	1854				1944	1954			2058	2158	2258	
Branksome	d				1648	1657				1748	1757				1848	1857				1948	1957			2101	2201	2301	
<b>Bournemouth</b>	a	1617			1654	1702	1717			1754	1802	1817			1854	1902	1917			1954	2002	2018	2107	2207	2307	0003	
<b>Bournemouth</b>	d	1622		1645	1659		1705	1722		1745	1759	1805	1822		1845	1859	1905	1922		1945	1959	2005	2022		2112	2212	2312
Pokesdown for Boscombe	d	1626					1709	1726				1809	1826				1909	1926				2009	2026		2116	2216	2316
Christchurch	d	1630					1713	1730				1813	1830				1913	1930				2013	2030		2120	2220	2320
Hinton Admiral	d						1718					1818					1918					2018			2125	2225	2325
New Milton	d	1637					1722	1737				1822	1837				1922	1937				2022	2037		2129	2229	2329
Sway	d						1727					1827					1927					2027			2134	2234	2334
<b>Brookhurst</b>	a	1644		1658	1714		1732	1744		1758	1814	1832	1844		1858	1914	1932	1944		1958	2014	2032	2044		2139	2239	2339
<b>Brookhurst</b>	d	1645		1700	1715	1720	1733	1745		1800	1815	1833	1845		1900	1915	1933	1945		2000	2015	2033	2045		2140	2240	2340
Beaulieu Road	d											1838															
Ashurst (New Forest)	d					1727	1740					1842					1941					2040			2147	2247	2347
Totton	d					1732	1745					1847					1946					2045			2152	2252	2352
<b>Southampton Central</b>	a	1658		1713	1728	1741	1750	1758		1813	1828	1853	1858		1913	1928	1952	1958		2013	2028	2051	2058		2157	2257	2357
<b>Southampton Central</b>	d	1700		1716	1730		1755	1800		1815	1830	1855	1900		1916	1930	1955	2000		2017	2030	2055	2100		2200	2300	2359
<b>Southampton Airport</b>	a	1707		1722	1737	1752z	1802	1807		1821	1837	1902	1907		1922	1937	2002	2007		2023	2037	2102	2107		2207	2307	0009
Eastleigh	a		1707		1749t		1806		1806	1832t	1849t	1906		1906	1949t	2006		2006		2023	2049t	2106	2149t	2106	2218t	2311	0014
Winchester	a	1717	1724	1731	1747	1801z	1817	1824	1830	1847		1917	1924	1931	1947		2017	2024	2032	2047	2117	2125	2217	2323		0028v	
<b>Basingstoke</b>	a	1734	1742	1746	1815r	1817z	1834	1841	1845	1915r		1934	1941	1946	2015r		2034	2041	2047	2121r	2134	2142	2234	2343			
Reading	a			1804	1835z				1904					2005					2106		2208b		2320b	0026b			
Woking	a			1819						1925					2019			2109		2119		2209	2254	0018			
Clapham Junction	a	1812	1825	1836b	1858k		1912	1926	1941b	2005k		2012	2025		2052k		2116	2129		2152k		2214	2230	2314	0053		
<b>London Waterloo</b>	a	1823	1834		1850		1920	1934		1952		2020	2034		2049		2124	2139		2149		2222	2238	2323	0104		

Late night and weekend trains may be altered. Please check [southwesttrains.co.uk](http://southwesttrains.co.uk) before travelling.

For guide to notes and symbols see end of timetable.

## SATURDAY

## Weymouth, Poole and Bournemouth to Basingstoke, Woking and London Waterloo

Operator	Notes	SW	XC	XC	SW	SW	SW	SW	XC	SW	SW	SW	SW	XC	SW	SW	SW	SW	XC	SW	SW	SW	SW	XC	SW	SW	SW	SW	XC				
<b>Weymouth</b>	d				0542					0655			0720			0803			0903			0920			1003			1020					
Upwey	d									0624			0624			0724						0924						1024					
<b>Dorchester South</b>	d				0552					0707			0733			0813			0913			0933			1013			1033					
Moreton	d									0639			0739									0939						1039					
Wool	d				0602					0645			0720			0745						0945						1045					
Wareham	d				0610					0653			0727			0753			0828			0953			1028			1053					
Holton Heath	d				0613					0656			0731			0756						0956						1056					
Hamworthy	a				0618					0701			0736			0801			0835			1001			1035			1101					
<b>Poole</b>	d	0528			0624	0650				0707			0741	0750		0807			0840	0850		1007			1040	1050	1107						
Parkstone	d	0532			0628	0654							0745	0754				0844	0854			1007			1044	1054							
Branksome	d	0535			0631	0657							0749	0757				0848	0857			1007			1048	1057							
<b>Bournemouth</b>	a	0540			0637	0702	0717						0754	0802	0817			0854	0902	0917		1017			1054	1102	1117						
<b>Bournemouth</b>	d	0542	0625	0637	0642	0705	0722			0747	0759	0805	0822			0847	0859	0905	0922		0947	0959	1005	1022		1047	1059	1105	1122		1147		
Pokesdown for Boscombe	d	0546			0646	0709	0726					0809	0826					0909	0926			1009	1026			1047	1059	1109	1126				
Christchurch	d	0550			0650	0713	0730					0813	0830					0913	0930			1013	1030				1113	1130					
Hinton Admiral	d	0555			0655	0718						0818						0918				1018					1118						
New Milton	d	0559			0659	0722	0737					0822	0837					0922	0937			1022	1037				1122	1137					
Sway	d	0604			0704	0727						0827						0927				1027					1127						
<b>Brookhurst</b>	a	0609	0638	0652	0709	0732	0744			0800	0814	0832	0844			0900	0914	0932	0944		1000	1014	1032	1044		1100	1114	1132	1144		1200		
<b>Brookhurst</b>	d	0610	0639	0655	0710	0733	0745			0802	0815	0833	0845			0902	0915	0933	0945		1002	1015	1033	1045		1102	1115	1133	1145		1202		
Beaulieu Road	d																	0938									1138						
Ashurst (New Forest)	d	0617			0717	0740						0840						0942				1040					1142						
Totton	d	0622			0722	0745						0845						0947				1045					1147						
<b>Southampton Central</b>	a	0627	0652	0708	0727	0752	0758			0815	0828	0852	0858			0915	0928	0953	0958		1014	1028	1053	1058		1115	1128	1153	1158		1215		
<b>Southampton Central</b>	d	0630	0653	0720	0730	0755	0800			0820	0830	0855	0900			0918	0930	0955	1000		1017	1030	1055	1100		1120	1130	1155	1200		1220		
<b>Southampton Airport</b>	a	0637	0700	0726	0737	0802	0807			0826	0837	0902	0907			0924	0937	1002	1007		1023	1037	1102	1107		1126	1137	1202	1207		1226		
Eastleigh	a	0641	0711t		0749t	0806				0806	0849t	0906				0906	0949t	1006			1006	1049t	1106			1106	1149t	1206		1206			
Winchester	a	0651	0708	0735	0747					0817	0824	0835	0847			0933	0947				1017	1024	1032	1047		1117	1124	1135	1147		1217	1224	1235
<b>Basingstoke</b>	a	0708	0724	0751	0815r					0834	0841	0850	0915r			0948	1015r				1034	1041	1050	1115r		1134	1141	1150	1215r		1234	1241	1250
Reading	a		0742	0808	0835r					0908					1008	1035r					1107					1208	1235r				1308		
Woking	a	0727	0749b		0821							0919				1019						1119					1219						
Clapham Junction	a	0805k	0830b	0837b	0857k					0912	0925	0936b	0957k			1012	1025	1036b	1057k		1112	1125	1136b	1157k		1212	1225	1236b	1257k		1312	1325	1336b
<b>London Waterloo</b>	a	0753	0819b		0849					0920	0934				1020	1034					1120	1134				1221	1234	1251		1321	1334		

Late night and weekend trains may be altered. Please check [southwesttrains.co.uk](http://southwesttrains.co.uk) before travelling.

For guide to notes and symbols see end of timetable.

## SATURDAY

## Weymouth, Poole and Bournemouth to Basingstoke, Woking and London Waterloo

	Operator Notes	SW I	SW I	SW I	SW I	XC I	SW I	SW I	SW I	SW I	XC I	SW I	SW I	SW I	SW I	XC I	SW I	SW I	SW I	SW I	XC I	SW I	SW I	SW I	SW I	XC I	SW I	SW I	SW I		
<b>Weymouth</b>	d	1103		1120			1203		1220			1303		1320			1403		1420			1503		1520			1603		1620		
Upwey	d			1124					1224					1324					1424				1524				1624				
<b>Dorchester South</b>	d	1113		1133			1213		1233			1313		1333			1413		1433			1513		1533			1613		1633		
Moreton	d			1139					1239					1339					1439				1539				1639				
Wool	d			1145					1245					1345					1445				1545				1645				
Wareham	d	1128		1153			1228		1253			1328		1353			1428		1453			1528		1553			1628		1653		
Holton Heath	d			1156					1256					1356					1456				1556				1656				
Hamworthy	a	1135		1201			1235		1301			1335		1401			1435		1501			1535		1601			1635		1701		
<b>Poole</b>	d	1140	1150	1207			1240	1250	1307			1340	1350	1407			1440	1450	1507			1540	1550	1607		1640	1650	1707			
Parkstone	d	1144	1154				1244	1254				1344	1354				1444	1454				1544	1554			1644	1654				
Branksome	d	1148	1157				1248	1257				1348	1357				1448	1457				1548	1557			1648	1657				
<b>Bournemouth</b>	a	1154	1202	1217			1254	1302	1317			1354	1402	1417			1454	1502	1517			1554	1602	1617		1654	1702	1717			
<b>Bournemouth</b>	d	1159	1205	1222			1247	1259	1305	1322		1347	1359	1405	1422		1447	1459	1505	1522		1547	1559	1605	1622		1647	1659	1705	1722	
Pokesdown for Boscombe	d			1209	1226				1309	1326				1409	1426				1509	1526			1609	1626			1709	1726			
Christchurch	d			1213	1230				1313	1330				1413	1430				1513	1530			1613	1630			1713	1730			
Hinton Admiral	d			1218					1318					1418					1518				1618				1718				
New Milton	d			1222	1237				1322	1337				1422	1437				1522	1537			1622	1637			1722	1737			
Sway	d			1227					1327					1427					1527				1627				1727				
<b>Brookhurst</b>	a	1214	1232	1244			1300	1314	1332	1344		1400	1414	1432	1444		1500	1514	1532	1544		1600	1614	1632	1644		1700	1714	1732	1744	
<b>Brookhurst</b>	d	1215	1233	1245			1302	1315	1333	1345		1402	1415	1433	1445		1502	1515	1533	1545		1602	1615	1633	1645		1702	1715	1733	1745	
Beaulieu Road	d								1338										1538								1738				
Ashurst (New Forest)	d			1240					1342					1440					1542				1640				1742				
Totton	d			1245					1347					1445					1547				1645				1747				
<b>Southampton Central</b>	a	1228	1251	1258			1315	1328	1353	1358		1415	1428	1451	1458		1515	1528	1553	1558		1615	1628	1651	1658		1715	1728	1753	1758	
<b>Southampton Central</b>	d	1230	1255	1300			1318	1330	1355	1400		1420	1430	1455	1500		1518	1530	1555	1600		1620	1630	1655	1700		1720	1730	1755	1800	
<b>Southampton Airport</b>	a	1237	1302	1307			1324	1337	1402	1407		1426	1437	1502	1507		1524	1537	1602	1607		1626	1637	1702	1707		1726	1737	1802	1807	
Eastleigh	a	1249t	1306		1306		1349t	1406			1406	1437t	1449t	1506		1506		1549t	1606		1606		1649t	1706		1706		1749t	1806		
Winchester	a	1247		1317	1324	1333	1347		1417	1424	1435	1447		1517	1524	1533	1547		1617	1624	1635	1647		1717	1724	1735	1747		1817		
<b>Basingstoke</b>	a	1315r		1334	1341	1348	1415r		1434	1441	1450	1515r		1534	1541	1549	1615r		1634	1641	1650	1715r		1734	1741	1750	1815r		1834		
Reading	a					1408	1435r					1507				1607	1634r				1708					1807	1835r				
<b>Woking</b>	a	1319					1419					1519					1619					1719					1819				
Clapham Junction	a	1357k		1412	1425	1436b	1457k		1512	1525	1536b	1557k		1612	1625	1636b	1657k		1712	1725	1736b	1757k		1812	1825	1836b	1857k		1912		
<b>London Waterloo</b>	a	1351		1421	1434		1451		1521	1534		1551		1620	1634		1649		1720	1734		1749		1821	1834		1849		1920		

Late night and weekend trains may be altered. Please check [southwesttrains.co.uk](http://southwesttrains.co.uk) before travelling.

For guide to notes and symbols see end of timetable.



## SATURDAY

## Weymouth, Poole and Bournemouth to Basingstoke, Woking and London Waterloo

Operator	Notes	SW	XC I	SW I	SW	SW I	SW	XC I	SW I	SW	SW I	SW	XC	SW I	SW	SW	SW	SW	SW	SW	SW														
<b>Weymouth</b>	d			1703		1720			1803		1820			1903		1920		2010	2110	2210	2310														
Upwey	d					1724					1824					1924		2014	2114	2214	2314														
<b>Dorchester South</b>	d			1713		1733			1813		1833			1913		1933		2022	2122	2222	2322														
Moreton	d					1739					1839					1939		2028	2128	2228	2328														
Wool	d					1745					1845					1945		2034	2134	2234	2334														
Wareham	d			1728		1753			1828		1853			1928		1953		2042	2142	2242	2342														
Holton Heath	d					1756					1856					1956																			
Hamworthy	a			1735		1801			1835		1901			1935		2001		2048	2148	2248	2348														
<b>Poole</b>	d			1740	1750	1807			1840	1850	1907			1940	1950	2007		2054	2154	2254	2354														
Parkstone	d			1744	1754				1844	1854				1944	1954			2058	2158	2258															
Branksome	d			1748	1757				1848	1857				1948	1957			2101	2201	2301															
<b>Bournemouth</b>	a			1754	1802	1817			1854	1902	1917			1954	2002	2017		2107	2207	2307	0003														
<b>Bournemouth</b>	d		1747	1759	1805	1822		1847	1859	1905	1922		1947	1959	2005	2022		2112	2212	2312															
Pokesdown for Boscombe	d					1809	1826				1909	1926				2009	2026		2116	2216	2316														
Christchurch	d					1813	1830				1913	1930				2013	2030		2120	2220	2320														
Hinton Admiral	d					1818					1918					2018			2125	2225	2325														
New Milton	d					1822	1837				1922	1937				2022	2037		2129	2229	2329														
Sway	d					1827					1927					2027			2134	2234	2334														
<b>Brookhurst</b>	a		1800	1814	1832	1844		1900	1914	1932	1944		2000	2014	2032	2044		2139	2239	2339															
<b>Brookhurst</b>	d		1802	1815	1833	1845		1902	1915	1933	1945		2002	2015	2033	2045		2140	2240	2340															
Beaulieu Road	d																																		
Ashurst (New Forest)	d					1840					1940				2040			2147	2247	2347															
Totton	d					1845					1945				2045			2152	2252	2352															
<b>Southampton Central</b>	a		1815	1828	1851	1858		1915	1928	1951	1958		2015	2028	2051	2058		2157	2257	2357															
<b>Southampton Central</b>	d		1820	1830	1855	1900		1920	1930	1955	2000		2019	2030	2055	2100		2200	2300	2359															
<b>Southampton Airport</b>	a		1826	1837	1902	1907		1926	1937	2002	2007		2025	2037	2102	2107		2207	2307	0009															
Eastleigh	a	1806		1849t	1906		1906		1949t	2006		2006		2049t	2106	2149t	2106	2241t	2311	0014															
Winchester	a	1824	1835	1847		1917	1924	1935	1947		2017	2024	2035	2047		2117	2124	2217	2323	0031v															
<b>Basingstoke</b>	a	1841	1850	1915r		1934	1941	1950	2015r		2034	2041	2050	2117r		2134	2141	2234	2343																
Reading	a		1908					2008					2108		2204b		2333b																		
<b>Woking</b>	a			1919					2019				2109		2120		2209	2253	0018																
Clapham Junction	a	1925	1936b	1957k		2012	2025		2052k		2116	2129		2152k		2214	2229	2314	0053																
<b>London Waterloo</b>	a	1934		1949		2020	2034		2049		2124	2138		2149		2222	2238	2322	0104																

Late night and weekend trains may be altered. Please check [southwesttrains.co.uk](http://southwesttrains.co.uk) before travelling.

For guide to notes and symbols see end of timetable.

# SUNDAY

# Weymouth, Poole and Bournemouth to Basingstoke, Woking and London Waterloo

Operator	Notes	SW	SW	SW	SW	XC	SW	SW	XC	SW	SW	XC	SW	SW	XC	SW	SW	XC	SW	SW	XC	SW	SW	XC	SW	SW	XC	SW	SW
<b>Weymouth</b>	d			0748			0848			0948			1048			1148			1248			1348			1448			1548	
Upwey	d			0752			0852			0952			1052			1152			1252			1352			1452			1552	
<b>Dorchester South</b>	d			0800			0900			1000			1100			1200			1300			1400			1500			1600	
Moreton	d			0807			0907			1007			1107			1207			1307			1407			1507			1607	
Wool	d			0813			0913			1013			1113			1213			1313			1413			1513			1613	
Wareham	d			0820			0920			1020			1120			1220			1320			1420			1520			1620	
Holton Heath	d																												
Hamworthy	a			0827			0927			1027			1127			1227			1327			1427			1527			1627	
<b>Poole</b>	d	0650	0750	0832	0855		0932	0955		1032	1055		1132	1155		1232	1255		1332	1355		1432	1455		1532	1555		1632	1655
Parkstone	d	0654	0754	0836			0936			1036			1136			1236			1336			1436			1536			1636	
Branksome	d	0657	0757	0840			0940			1040			1140			1240			1340			1440			1540			1640	
<b>Bournemouth</b>	a	0702	0802	0846	0904		0946	1004		1046	1104		1146	1204		1246	1304		1346	1404		1446	1504		1546	1604		1646	1704
<b>Bournemouth</b>	d	0706	0806	0850	0906	0940	0950	1006	1040	1050	1106	1140	1150	1206	1240	1250	1306	1340	1350	1406	1440	1450	1506	1540	1550	1606	1640	1650	1706
Pokesdown for Boscombe	d	0710	0810		0910			1010			1110			1210			1310			1410			1510			1610		1710	
Christchurch	d	0714	0814		0914			1014			1114			1214			1314			1414			1514			1614		1714	
Hinton Admiral	d	0719	0819		0919			1019			1119			1219			1319			1419			1519			1619		1719	
New Milton	d	0723	0823	0901	0923		1001	1023		1101	1123		1201	1223		1301	1323		1401	1423		1501	1523		1601	1623		1701	1723
Sway	d	0728	0828		0928			1028			1128			1228			1328			1428			1528			1628		1728	
<b>Brockenhurst</b>	a	0733	0833	0908	0933	0953	1008	1033	1053	1108	1133	1153	1208	1233	1253	1308	1333	1353	1408	1433	1453	1508	1533	1553	1608	1633	1653	1708	1733
<b>Brockenhurst</b>	d	0734	0834	0909	0934	0957	1009	1034	1057	1109	1134	1157	1209	1234	1257	1309	1334	1357	1409	1434	1457	1509	1534	1557	1609	1634	1657	1709	1734
Beaulieu Road	d		0839		0939			1039			1139			1239			1339			1439			1539			1639		1739	
Ashurst (New Forest)	d	0743	0843		0943			1043			1143			1243			1343			1443			1543			1643		1743	
Totton	d	0748	0848		0948			1048			1148			1248			1348			1448			1548			1648		1748	
<b>Southampton Central</b>	a	0753	0853	0923	0953	1010	1023	1053	1110	1123	1153	1210	1223	1253	1310	1323	1353	1410	1423	1453	1510	1523	1553	1610	1623	1653	1710	1723	1753
<b>Southampton Central</b>	d	0755	0855	0925	0955	1015	1025	1055	1115	1125	1155	1215	1225	1255	1315	1325	1355	1415	1425	1455	1515	1525	1555	1615	1625	1655	1715	1725	1755
<b>Southampton Airport</b>	a	0802	0902	0932	1002	1021	1032	1103	1121	1132	1203	1221	1232	1303	1321	1332	1403	1421	1432	1503	1521	1532	1602	1621	1632	1702	1721	1732	1802
Eastleigh	a	0807	0907		1007			1107			1207			1307			1407			1507			1606			1706		1806	
Winchester	a	0822	0922	0941	1022	1030	1041	1122	1130	1141	1222	1230	1241	1322	1330	1341	1422	1430	1441	1522	1530	1541	1616	1630	1641	1716	1730	1741	1816
<b>Basingstoke</b>	a	0842	0942	0958	1042	1046	1058	1142	1146	1158	1242	1246	1258	1342	1346	1358	1442	1446	1458	1542	1546	1558	1633	1646	1658	1733	1746	1758	1833
Reading	a	0931b	1004b	1031b		1103	1131b		1203	1231b		1304	1331b		1404	1431b		1505	1531b		1604	1631b		1703	1731b		1803	1831b	
<b>Woking</b>	a	0902	1002	1019	1102		1118	1202		1318	1302		1418	1402		1518	1502		1618	1602		1718	1653		1818	1753		1818	1853
Clapham Junction	a	0930	1027	1039	1127		1139	1227		1239	1327		1339	1427		1439	1527		1539	1627		1639	1714		1739	1814		1839	1914
<b>London Waterloo</b>	a	0941	1039	1050	1139		1150	1237		1249	1337		1349	1437		1449	1537		1549	1637		1649	1724		1749	1824		1849	1924

Late night and weekend trains may be altered. Please check [southwesttrains.co.uk](http://southwesttrains.co.uk) before travelling.

For guide to notes and symbols see end of timetable.



# MONDAY TO FRIDAY

# London Waterloo, Woking and Basingstoke to Bournemouth, Poole and Weymouth

Operator	SW	SW	SW	SW	SW	SW	SW	SW	SW	XC	SW	SW	SW	SW	XC	SW	SW	SW	SW	SW	XC	SW	SW	SW	SW	XC	SW	SW	SW	SW	SW
Notes					A		B			ɪ	ɪ	ɪ	ɪ	ɪ	ɪ	ɪ	ɪ	ɪ	ɪ	ɪ	ɪ	ɪ	ɪ	ɪ	ɪ	ɪ	ɪ	ɪ	ɪ	ɪ	ɪ
<b>London Waterloo</b>	d			0530		0612	0630		0703	0710b	0735	0739	0805		0835		0839	0905		0935		0939	1005		1035		1039	1105			
Clapham Junction	d			0537u		0619u	0637u		0710u	0717b	0723k	0745u	0812u		0827k		0846u	0912u		0927k		0946u	1012u		1027k		1046u	1112u			
<b>Woking</b>	d			0601		0650	0657		0730	0736b	0800		0816b		0900			0916b		1000			1016b		1100			1116b			
Reading	d			0539b		0639b		0705b	0752		0820z		0846				0905b		0946			1020z		1052			1107b				
<b>Basingstoke</b>	d		0540	0621		0730	0718	0730	0750	0810	0820	0834	0849		0910		0933	0949		1010		1033	1049		1110		1133	1149			
Winchester	d		0559	0638		0734	0750	0806	0825	0837	0850	0905		0926	0933		0949	1005		1025	1033		1049	1105		1125	1133	1149	1205		
Eastleigh	d		0608	0648		0744	0802		0821t	0848	0901		0921t				1003		1021t			1100		1121t			1200				
<b>Southampton Airport</b>	d		0613	0653		0749	0806	0815	0834	0852	0906	0914		0934	0942		1008	1014		1033	1042		1105	1114		1134	1142	1205	1214		
<b>Southampton Central</b>	a		0623	0700		0757	0817	0825	0844	0859	0915	0922		0943	0949		1018	1022		1043	1049		1112	1122		1143	1149	1212	1222		
<b>Southampton Central</b>	d		0625	0701	0719		0759	0818	0827	0846	0901	0930	0924	0930	0945	0951		1030	1024	1030	1045	1051		1130	1124	1130	1145	1151	1230	1224	
Totton	d		0630	0707	0728		0804	0827	0833		0906			0935					1035					1135							
Ashurst (New Forest)	d		0635		0732		0809	0832						0940					1040					1140							
Beaulieu Road	d				0737		0813												1044					1144							
<b>Brockenhurst</b>	a		0643	0717	0743		0819	0840	0845	0859	0917		0937	0949	0958	1004		1037	1051	1058	1104		1137	1151	1158	1204		1237			
<b>Brockenhurst</b>	d		0615	0644	0718	0744		0820	0841	0846	0900	0918		0938	1016	0959	1005	1016		1038	1116	1059	1105	1116		1138	1216	1159	1205	1216	1238
Sway	d		0620	0648	0723	0748		0825		0850		0922						1020						1120				1220			
New Milton	d		0625	0653	0728	0753		0830		0855		0927		0945				1025		1045				1125		1145		1225	1245		
Hinton Admiral	d		0629	0657	0732	0757		0834		0859		0931						1029						1129				1229			
Christchurch	d		0634	0702	0737	0802		0839		0904		0936						1034		1052				1134		1152		1234	1252		
Pokesdown for Boscombe	d		0637	0706	0740	0806		0842		0908		0940						1038		1056				1138		1156		1238	1256		
<b>Bournemouth</b>	a		0641	0710	0744	0810		0846	0855	0912	0914	0944		1000		1013	1020	1042		1100		1113	1120	1142		1200		1213	1220	1242	1300
<b>Bournemouth</b>	d	0611	0644	0711	0746	0811		0848	0857	0913		0945	1004		1024	1043		1104			1124	1143		1204			1224	1243	1304		
Branksome	d	0616	0649	0716	0751	0816		0853	0902a	0918		0950			1029	1048					1129	1148				1229	1248				
Parkstone	d	0619	0652	0719	0754	0819		0856		0921		0953			1032	1051					1132	1151				1232	1251				
<b>Poole</b>	d	0624	0657	0724	0758	0824		0900		0926		0958	1014		1037	1055a		1114			1137	1155a		1214		1237	1255a	1314			
Hamworthy	d	0629	0702	0729	0803	0829		0905		0931		1003	1019		1042			1119			1142			1219		1242		1319			
Holton Heath	d	0633	0706	0733	0807	0833		0912		0935		1003	1023					1123						1223				1323			
Wareham	d	0638	0711	0738	0812	0838		0912		0940	1010		1028			1050		1128			1149			1228		1249		1328			
Wool	d	0644	0717	0744	0819	0844		0919		0946		1003	1035					1135						1235				1335			
Moreton	d	0650	0723	0750	0825	0850		0925		0952		1041						1141						1241				1341			
<b>Dorchester South</b>	d	0658	0731	0758	0833	0858		0933		1000	1026		1054		1106			1149			1205			1249		1305		1349			
Upwey	d	0705	0738	0805	0839	0905		0939		1007		1101						1155						1255				1355			
<b>Weymouth</b>	a	0709	0742	0809	0844	0909		0944		1011		1035	1106		1115			1202			1215			1302		1315		1402			

Late night and weekend trains may be altered. Please check [southwesttrains.co.uk](http://southwesttrains.co.uk) before travelling.

For guide to notes and symbols see end of timetable.

# MONDAY TO FRIDAY

# London Waterloo, Woking and Basingstoke to Bournemouth, Poole and Weymouth

Operator	SW	XC	SW	SW	SW	SW	SW	XC	SW	SW	SW	SW	SW	XC	SW	SW	SW	SW	XC	SW	SW	SW	SW	XC	SW	SW	SW				
Notes	⌊	⌊	⌊	⌊	⌊	⌊	⌊	⌊	⌊	⌊	⌊	⌊	⌊	⌊	⌊	⌊	⌊	⌊	⌊	⌊	⌊	⌊	⌊	⌊	⌊	⌊	⌊				
<b>London Waterloo</b>	d		1135		1139	1205			1235		1239	1305			1335		1339	1405			1435		1439	1505			1535		1539		
Clapham Junction	d		1127k		1146u	1212u			1227k		1246u	1312u			1327k		1346u	1412u			1427k		1446u	1512u			1527k		1546u		
<b>Woking</b>	d		1200			1216b			1300			1316b			1400			1416b			1500			1516b			1600				
Reading	d		1146			1220z		1250				1307b		1346				1418z		1446				1507b		1552			1633		
<b>Basingstoke</b>	d		1210		1233	1249		1309			1333	1349		1410			1433	1449		1510			1533	1549		1610			1633		
Winchester	d		1225	1233		1249	1305		1324	1333		1349	1405		1425	1433		1449	1505		1525	1533		1549	1605		1625	1638	1650		
Eastleigh	d		1221t			1300			1321t			1400			1421t			1500		1521t			1600		1621t		1649	1702			
<b>Southampton Airport</b>	d		1233	1242		1305	1314		1333	1342		1405	1414		1435	1442		1505	1514		1533	1542		1605	1614		1633	1654	1706		
<b>Southampton Central</b>	a	⌊	1241	1249		1312	1322	⌊	1341	1349		1412	1422	⌊	1441	1449		1512	1522	⌊	1541	1549		1615	1622	⌊	1641	1704	1713		
<b>Southampton Central</b>	d	1230	1243	1251		1330	1324	1330	1343	1351		1430	1424	1430	1443	1451		1530	1524	1530	1543	1551		1630	1624	1630	1643	1654	1656	1706	1730
Totton	d	1235				1335						1435						1535						1635				1701	1714a		
Ashurst (New Forest)	d	1240				1340						1440						1540						1640			1706				
Beaulieu Road	d					1344																	1644								
<b>Brockenhurst</b>	a	1251	1256	1304	⌊	1337	1351	1356	1404	⌊		1437	1451	1456	1504	⌊		1537	1551	1556	1604	⌊		1638	1651	1656	1707	1714			
<b>Brockenhurst</b>	d	1316	1257	1305	1316	1338	1416	1357	1405	1416		1438	1516	1457	1505	1516		1538	1628	1557	1605	1628		1639		1657	1708	1716			
Sway	d	⌊			1320		⌊			1420			⌊			1520			⌊				1632		1644			1720			
New Milton	d				1325	1345				1425		1445				1525		1545				1637		1649			1725				
Hinton Admiral	d				1329					1429						1529						1641		1653			1729				
Christchurch	d				1334	1352				1434			1452		1534			1552				1646		1658			1734				
Pokesdown for Boscombe	d				1338	1356				1438			1456		1538			1556				1650		1701			1738				
<b>Bournemouth</b>	a		1311	1320	1342	1400		1411	1420	1442		1500		1511	1520	1542		1600		1611	1620	1654		1705		1711	1723	1742			
<b>Bournemouth</b>	d			1324	1343	1404			1424	1443		1504			1524	1543		1604			1624	1655		1707			1724	1743			
Branksome	d			1329	1348				1429	1448					1529	1548					1629	1700					1729	1748			
Parkstone	d			1332	1351				1432	1451					1532	1551					1632	1703					1732	1751			
<b>Poole</b>	d		1337	1355a		1414			1437	1455a		1514			1537	1555a		1614			1637	1707a		1717			1737	1755a			
Hamworthy	d			1342		1419			1442			1519			1542			1619			1642			1722			1742				
Holton Heath	d			1423						1523					1623			1623			1649			1726			1749				
Wareham	d			1349		1428			1449			1528			1628			1628			1649			1726			1749				
Wool	d					1435						1535						1635			1655			1737			1755				
Moreton	d					1441						1541						1641			1649			1743			1806				
<b>Dorchester South</b>	d			1405		1449			1505			1549			1605			1649			1706			1751			1806				
Upwey	d					1455						1555						1655			1655			1758			1815				
<b>Weymouth</b>	a			1415		1502			1515			1602			1615			1702			1715			1802			1815				

Late night and weekend trains may be altered. Please check [southwesttrains.co.uk](http://southwesttrains.co.uk) before travelling.

For guide to notes and symbols see end of timetable.

# MONDAY TO FRIDAY

# London Waterloo, Woking and Basingstoke to Bournemouth, Poole and Weymouth

Operator	Notes	SW	SW	XC	SW	SW	XC	SW	SW	XC	SW	SW	SW	XC	SW	SW	SW	XC	SW	SW	XC	SW	SW	SW	SW	SW				
		工	工	工	工	工	工★	工★	工★	工★	工★	工★	工★	工	工	工	工	工	工	工	工	工	工	工	工	工				
London Waterloo	d	1605			1635	1705		1735	1805		1835	1839	1905		1935	2005		2035	2105		2135	2205	2235	2305	0005					
Clapham Junction	d	1612u			1627k	1646r	1657b					1846u	1912u		1927k	2012u		2027k	2112u		2127k	2212u	2227k	2312u	0012u					
Woking	d	1616b			1700u		1734r	1734r	1813r	1835r		1906	1918b		2000	2016b		2100	2132		2200	2232	2300	2332	0037					
Reading	d	1620z	1646				1750		1850			1907b		1950	2007b	2050		2107b	2150		2222z	2248z	2255b	2334b						
Basingstoke	d	1649	1710			1733r	1810		1833r	1910		1932	1949	2010	2049	2110		2152	2210		2252	2309z	2353	0056						
Winchester	d	1705	1725	1733	1800	1825	1830	1900	1925	1930	1949	2005	2025	2033	2105	2125	2133	2208	2225	2233	2308	2333	0012	0113						
Eastleigh	d		1721t		1755t	1821t		1859t	1921t		2000		2021t		2103t	2121t		2218	2222t		2317	2322z	0023	0122						
Southampton Airport	d	1714	1733	1742	1809	1834	1839	1909	1933	1939	2005	2014		2034	2042	2115	2134	2142	2222	2234	2242	2322	2342	0028	0126					
Southampton Central	a	1722	1741	1749	1816	1843	1846	1918	1940	1946	2016	2022		2041	2049	2124	2140	2149	2229	2242	2249	2329	2349	0037	0135					
Southampton Central	d	1724	1730	1743	1753	1756	1821	1824	1844	1851	1854	1919	1943	1951	1954	2030	2024	2030	2043	2051	2125	2142	2151	2231	2243	2251	2330	2351	0038	0137
Totton	d		1735			1801	1829			1859	1925			1959		2035		2043	2056	2131			2236			2336		0043s	0142s	
Ashurst (New Forest)	d		1740			1806	1834			1904				2004		2040		2043		2135			2241			2340				
Beaulieu Road	d		1744											2044		2051		2058		2143			2249			2348				
Brockenhurst	a	1737	1751	1756	1807	1814	1842	1857	1912	1935	1956	2012	2037	2051	2058	2107	2143	2155	2204	2249	2256	2304	2348	0004	0054s	0153s				
Brockenhurst	d	1738		1757	1808	1816	1843	1858	1913	1936	1957	2013	2038	2116	2059	2108	2116	2144	2156	2205	2250	2259	2305	2349	0005					
Sway	d	1743			1820	1847			1917	1941		2017				2120	2149			2254			2354							
New Milton	d	1748			1825	1852			1922	1946		2022	2045			2125	2154			2259			2358		0102s	0200s				
Hinton Admiral	d	1752			1829	1857			1926	1950		2026			2129	2158			2303			0002								
Christchurch	d	1757			1834	1901			1931	1955		2031	2052		2134	2203			2308			0007			0109s	0207s				
Pokesdown for Boscombe	d	1800			1838	1905			1935	1958		2035	2056		2138	2206			2312			0011			0113s	0211s				
Bournemouth	a	1804	1815	1823	1842	1848	1909	1912	1920	1939	2002	2011	2020	2039	2100	2115	2122	2142	2210	2215	2220	2316	2319	2325	0015	0021	0117	0215		
Bournemouth	d	1809			1824	1850	1910	1921	1940	2007		2021	2040	2104		2127	2143	2212		2224	2317		2329	0016	0022	0118				
Branksome	d				1829	1855	1915	1926	1945	2012		2026	2045		2132	2148	2217		2229	2322		2335	0021	0027	0123s					
Parkstone	d				1832	1858	1918	1929	1948	2015		2029	2048		2135	2151	2220		2232	2325		2338	0024	0030	0126s					
Poole	d	1819			1837	1903	1924a	1934	1954a	2019		2034	2054a	2115	2139	2157a	2223a		2237	2329a		2342	0028a	0035a	0130a					
Hamworthy	d	1824			1842	1908		1939		2024		2039		2120		2144		2242			2347									
Holton Heath	d	1828			1912					2028																				
Wareham	d	1833	1849		1917			1946		2033		2046		2127		2151		2249			2354									
Wool	d	1839	1855		1923			1952		2040				2133		2158		2255			2359									
Moreton	d	1845			1929					2046				2139		2204		2301			0006									
Dorchester South	d	1853	1908		1937			2003		2054		2102		2147		2212		2309			0014									
Upwey	d	1900			1944					2100				2154		2218		2316			0021									
Weymouth	a	1906			1919	1950		2015		2107		2115		2200		2223		2320			0025									

Late night and weekend trains may be altered. Please check [southwesttrains.co.uk](http://southwesttrains.co.uk) before travelling.

For guide to notes and symbols see end of timetable.

## SATURDAY

## London Waterloo, Woking and Basingstoke to Bournemouth, Poole and Weymouth

Operator	SW	SW	SW	SW	SW	SW	SW	XC I	SW	SW	SW	SW	XC I	SW I	SW	SW	SW I	SW	XC I	SW I	SW	SW I	SW I	XC I	SW I	SW I	SW I	
<b>London Waterloo</b>	d			0530		0630		0710b	0735	0739	0805			0835		0839	0905			0935		0939	1005			1035		1039
Clapham Junction	d			0537u		0637u		0717b	0723k	0746u	0812u			0827k		0846u	0912u			0927k		0946u	1012u			1027k		1046u
<b>Woking</b>	d			0601		0657		0736b	0800		0816b			0900			0916b			1000			1016b			1100		1046u
Reading	d					0639b		0746			0820z		0846				0907b		0952			1020z		1046				
<b>Basingstoke</b>	d		0510z	0621		0718		0810	0821	0833	0849		0910			0933	0949		1010			1033	1049		1110		1133	
Winchester	d		0526z	0641		0734		0825	0838	0849	0905		0925	0933		0949	1005		1025	1033		1049	1049		1125	1133	1149	
Eastleigh	d		0535z	0651		0743		0821t	0847	0900			0921t			1000			1021t			1100		1121t		1200		
<b>Southampton Airport</b>	d		0540z	0656		0748		0833	0851	0905	0914		0933	0942		1005	1014		1033	1042		1105	1114		1133	1142	1205	
<b>Southampton Central</b>	a			0703		0756		0841	0858	0912	0922	—	0940	0949		1012	1022	—	1041	1049		1112	1122	—	1141	1149	1212	
<b>Southampton Central</b>	d			0621	0705	0721	0800	0819	0843	0900	0930	0924	0930	0943	0951		1030	1024	1030	1043	1051		1130	1124	1130	1143	1151	1230
Totton	d			0626	0710	0726	0805	0824		0905	—		0935				—		1035			—		1135			—	
Ashurst (New Forest)	d			0631		0731		0829					0940						1040					1140				
Beaulieu Road	d							0833					0944											1144				
<b>Brockenhurst</b>	a			0639	0721	0739	0816	0839	0856	0916		0937	0951	0957	1004	—		1037	1051	1057	1104	—		1137	1151	1157	1204	—
<b>Brockenhurst</b>	d		0615	0640	0722	0740	0817	0840	0858	0917		0938	1016	0958	1005	1016		1038	1116	1058	1105	1116		1138	1216	1158	1205	1216
Sway	d		0620	0644	0726	0744	0821	0845		0921			—			1020			—					1120	—		1220	
New Milton	d		0625	0649	0731	0749	0826	0850		0926		0945				1025		1045						1125			1225	
Hinton Admiral	d		0629	0653	0735	0753	0830	0854		0930						1029								1129			1229	
Christchurch	d		0634	0658	0740	0758	0835	0859		0935						1034		1052						1134			1234	
Pokesdown for Boscombe	d		0637	0702	0744	0802	0839	0902		0939						1038		1056						1138			1238	
<b>Bournemouth</b>	a		0641	0706	0748	0806	0843	0906	0914	0943		1000		1011	1020	1042		1100		1113	1120	1142		1200		1212	1220	1242
<b>Bournemouth</b>	d	0611	0644	0711	0749	0811	0844	0911		0944		1004			1024	1043		1104			1124	1143		1204			1224	1243
Branksome	d	0616	0649	0716	0754	0816	0849	0916		0949					1029	1048					1129	1148					1229	1248
Parkstone	d	0619	0652	0719	0757	0819	0852	0919		0952					1032	1051					1132	1151					1232	1251
<b>Poole</b>	d	0624	0657	0724	0802	0824	0857	0924		0957		1014			1037	1055a		1114			1137	1155a		1214			1237	1255a
Hamworthy	d	0629	0702	0729	0807	0829	0902	0929		1002		1019			1042			1119			1142			1219			1242	
Holton Heath	d	0633	0706	0733		0833		0933				1023					1123						1223					
Wareham	d	0638	0711	0738	0814	0838	0909	0938		1009		1028			1049			1128		1149			1228			1249		
Wool	d	0644	0717	0744	0820	0844	0915	0944				1035					1135						1235					
Moreton	d	0650	0723	0750	0826	0850	0921	0950				1041					1141						1241					
<b>Dorchester South</b>	d	0658	0731	0758	0834	0858	0929	0958		1027		1049			1105			1149		1205			1249			1305		
Upwey	d	0705	0738	0805	0841	0905	0936	1005				1055					1155						1255					
<b>Weymouth</b>	a	0709	0742	0809	0845	0909	0940	1009		1035		1100		1113			1200			1213			1300			1313		

Late night and weekend trains may be altered. Please check [southwesttrains.co.uk](http://southwesttrains.co.uk) before travelling.

For guide to notes and symbols see end of timetable.

## SATURDAY

## London Waterloo, Woking and Basingstoke to Bournemouth, Poole and Weymouth

Operator	Notes	SW	SW	XC	SW	SW	SW	SW	XC	SW	SW	SW	SW	SW	XC	SW	SW	SW	SW	SW	XC	SW	SW	SW	SW	XC	SW		
London Waterloo	d	1105			1135		1139	1205		1235		1239	1305			1335		1339	1405			1435		1439	1505			1535	
Clapham Junction	d	1112u			1127k		1146u	1212u		1227k		1246u	1312u			1327k		1346u	1412u			1427k		1446u	1512u			1527k	
Woking	d	1116b			1200			1216b		1300			1316b			1400			1416b			1500			1516b			1600	
Reading	d	1107b		1146				1220z		1246			1307b		1346				1420z		1452				1507b		1546		
Basingstoke	d	1149		1210			1233	1249		1310		1333	1349		1410		1433	1449		1510			1533	1549		1610			
Winchester	d	1205		1225	1233		1249	1305		1325	1333	1349	1405		1425	1433	1449	1505		1525	1533		1549	1605		1625	1633		
Eastleigh	d			1221t			1300			1321t		1400			1421t		1500			1521t			1600			1621t			
Southampton Airport	d	1214		1233	1242		1305	1314		1333	1342	1405	1414		1433	1442	1505	1514		1533	1542		1605	1614		1633	1642		
Southampton Central	a	1222	—	1241	1249		1312	1322	—	1341	1349	1412	1422	—	1441	1449	1512	1522	—	1541	1549		1612	1622	—	1641	1649		
Southampton Central	d	1224	1230	1243	1251		1330	1324	1330	1343	1351		1430	1424	1430	1443	1451		1530	1524	1530	1543	1551		1630	1624	1630	1643	1651
Totton	d		1235				—		1335				—		1435			—		1535				—		1635			
Ashurst (New Forest)	d		1240						1340						1440					1540						1640			
Beaulieu Road	d								1344											1544									
Brockenhurst	a	1237	1251	1257	1304	—		1337	1351	1357	1404	—		1437	1451	1457	1504	—		1537	1551	1604	—		1637	1651	1657	1704	
Brockenhurst	d	1238	1316	1258	1305	1316		1338	1416	1358	1405	1416		1438	1516	1458	1505	1516		1538	1616	1558	1605	1616		1638	1716	1658	1705
Sway	d		—			1320			—			1420			—			1520		—				1620		—			
New Milton	d	1245				1325		1345				1425		1445				1525		1545				1625		1645			
Hinton Admiral	d					1329						1429						1529						1629					
Christchurch	d	1252				1334		1352				1434		1452				1534		1552				1634		1652			
Pokesdown for Boscombe	d	1256				1338		1356				1438		1456				1538		1556				1638		1656			
Bournemouth	a	1300		1312	1320	1342		1400		1412	1420	1442		1500		1512	1520	1542		1600		1612	1620	1642		1700		1712	1720
Bournemouth	d	1304			1324	1343		1404			1424	1443		1504			1524	1543		1604			1624	1643		1704		1724	
Branksome	d				1329	1348					1429	1448				1529	1548					1629	1648				1729		
Parkstone	d				1332	1351					1432	1451				1532	1551					1632	1651				1732		
Poole	d	1314			1337	1355a		1414			1437	1455a		1514		1537	1555a		1614			1637	1655a		1714		1737		
Hamworthy	d	1319			1342			1419			1442			1519		1542			1619			1642			1719		1742		
Holton Heath	d	1323				1423					1423			1523				1623				1642			1723				
Wareham	d	1328			1349			1428			1449			1528		1549			1628			1649			1728		1749		
Wool	d	1335				1435					1441			1535				1635				1641			1735				
Moreton	d	1341				1441					1441			1541				1641				1641			1741				
Dorchester South	d	1349			1405			1449			1505			1549		1605			1649			1706			1749		1805		
Upwey	d	1355				1455					1513			1555				1655				1716			1755				
Weymouth	a	1400			1413			1500			1513			1600		1613			1700			1716			1800		1813		

Late night and weekend trains may be altered. Please check [southwesttrains.co.uk](http://southwesttrains.co.uk) before travelling.

For guide to notes and symbols see end of timetable.



## SATURDAY

## London Waterloo, Woking and Basingstoke to Bournemouth, Poole and Weymouth

Operator	Notes	SW	SW	SW	SW	XC	SW	SW	SW	SW	SW	XC	SW	SW	SW	SW	SW	XC	SW	SW	SW	SW	XC	SW	SW	SW	XC	SW		
		⌈	⌈	⌈	⌈	⌈	⌈	⌈	⌈	⌈	⌈	⌈	⌈	⌈	⌈	⌈	⌈	⌈	⌈	⌈	⌈	⌈	⌈	⌈	⌈	⌈	⌈	⌈		
London Waterloo	d		1539	1605			1635		1639	1705			1735		1739	1805			1835		1839	1905			1935		2005		2035	
Clapham Junction	d		1546u	1612u			1627k		1646u	1712u			1727k		1746u	1812u			1827k		1846u	1912u			1927k		2012u		2027k	
Woking	d			1616b			1700			1716b			1800			1816b			1900			1916b			2000		2016b		2100	
Reading	d			1620z		1646				1707b		1752			1807b		1852					1907b		1946		2007b	2046			
Basingstoke	d		1633	1649		1710			1733	1749		1810		1833	1849		1910			1933	1949		2010		2025	2033	2049	2110	2133	
Winchester	d		1649	1705		1725	1733		1749	1805		1825	1833		1849	1905		1925	1933		1949	2005		2025	2033	2105	2125	2133		
Eastleigh	d		1700			1721t			1800			1821t			1900		1921t				2000		2021t		2100t	2121t				
Southampton Airport	d		1705	1714		1733	1742		1805	1814		1833	1842		1905	1914		1933	1942		2005	2014		2033	2042	2114	2132	2142		
Southampton Central	a		1712	1722	⌋	1741	1749		1814	1822	⌋	1841	1849		1912	1922	⌋	1941	1949		2014	2022	⌋	2033	2041	2122	2140	2149		
Southampton Central	d		1730	1724	1730	1743	1751		1830	1824	1830	1843	1851		1930	1924	1930	1943	1951		2030	2024	2030	2043	2051		2124	2143	2151	
Totton	d		⌋		1735			⌋			1835			⌋							⌋					2129				
Ashurst (New Forest)	d				1740						1840											2040				2134				
Beaulieu Road	d				1744																	1944								
Brockenhurst	a	⌋		1737	1751	1757	1804	⌋		1837	1851	1857	1904	⌋		1937	1951	1957	2004	⌋		2037	2051	2057	2104	⌋	2142	2156	2204	
Brockenhurst	d	1716		1738	1816	1758	1805	1816		1838	1916	1858	1905	1916		1938	2016	1958	2005	2016		2038	2116	2058	2105	2116	2143	2157	2205	
Sway	d	1720			⌋			1820			⌋			1920			⌋									2120	2147			
New Milton	d	1725		1745				1825		1845				1925		1945				2025		2045				2125	2152			
Hinton Admiral	d	1729						1829						1929						2029						2129	2156			
Christchurch	d	1734		1752				1834		1852			1934		1952					2034		2052				2134	2201			
Pokesdown for Boscombe	d	1738		1756				1838		1856			1938		1956					2038		2056				2138	2205			
Bournemouth	a	1742		1800		1812	1820	1842		1900		1912	1920	1942		2000		2012	2020	2042		2100		2112	2120	2142	2209	2215	2220	
Bournemouth	d	1743		1804			1824	1843		1904			1924	1943		2004				2024	2043		2104			2124	2143	2210		2224
Branksome	d	1748					1829	1848					1929	1948						2029	2048					2129	2148	2215	2229	
Parkstone	d	1751					1832	1851					1932	1951						2032	2051					2132	2151	2218	2232	
Poole	d	1755a		1814			1837	1855a		1914			1937	1955a		2014				2037	2055a		2114			2137	2155a	2223a	2237	
Hamworthy	d			1819			1842			1919			1942		2019					2042		2119				2142		2242		
Holton Heath	d			1823						1923			1949		2023															
Wareham	d			1828			1849			1928			1949		2028					2049						2128	2149		2249	
Wool	d			1835						1935					2035							2135				2155		2255		
Moreton	d			1841						1941					2041							2141				2201		2301		
Dorchester South	d			1849			1905			1949			2005		2049					2105						2149	2209	2309		
Upwey	d			1855						1955					2055							2155				2216		2316		
Weymouth	a			1900			1913			2000			2013		2100					2113						2220		2320		

Late night and weekend trains may be altered. Please check [southwesttrains.co.uk](http://southwesttrains.co.uk) before travelling.

For guide to notes and symbols see end of timetable.



# SUNDAY

# London Waterloo, Woking and Basingstoke to Bournemouth, Poole and Weymouth

Operator	SW	SW D	SW	SW D	SW	SW D	XC	SW	SW D	XC	SW	SW D	XC	SW	SW D	XC	SW	SW D	XC	SW	SW D	XC	SW	SW D	XC	SW	SW D	XC
<b>London Waterloo</b>	d			0754	0835	0854		0935	0954		1035	1054		1135	1154		1235	1254		1335	1354		1435	1454		1535	1605	
Clapham Junction	d			0803u	0845u	0903u		0945u	1003u		1045u	1103u		1145u	1203u		1245u	1303u		1342u	1403u		1442u	1503u		1542u	1612u	
<b>Woking</b>	d			0828	0909	0928		1009	1028		1108	1128		1208	1228		1308	1328		1407	1428		1507	1528		1607	1637	
Reading	d			0737b	0837b	0952		1012	1052		1110	1128		1152	1228		1252	1328		1352	1428		1452	1510		1552	1652	
<b>Basingstoke</b>	d	0748		0848	0929	0948	1012	1029	1048	1110	1128	1148	1210	1228	1248	1310	1328	1348	1410	1428	1448	1510	1528	1548	1610	1628	1657	1710
Winchester	d	0808		0908	0946	1008	1027	1046	1108	1125	1144	1208	1225	1244	1308	1325	1344	1408	1425	1444	1508	1525	1544	1608	1625	1644	1714	1725
Eastleigh	d	0822		0922	0955	1022	1036	1055	1122	1134	1153	1222	1234	1253	1322	1334	1353	1422	1434	1453	1522	1534	1553	1622	1634	1653	1723	
<b>Southampton Airport</b>	d	0827		0927	0955	1027	1036	1055	1127	1134	1153	1227	1234	1253	1327	1334	1353	1427	1434	1453	1527	1534	1553	1627	1634	1653	1727	1734
<b>Southampton Central</b>	a	0834		0934	1002	1034	1042	1102	1134	1142	1200	1234	1242	1300	1334	1342	1400	1434	1442	1500	1534	1542	1600	1634	1642	1700	1734	1740
<b>Southampton Central</b>	d	0835	0903	0935	1003	1035	1049	1103	1135	1149	1203	1235	1249	1303	1335	1349	1403	1435	1449	1503	1535	1548	1603	1635	1649	1703	1736	1749
Totton	d	0841		0941	1003	1041	1056	1113	1141	1156	1216	1241	1256	1316	1341	1356	1416	1441	1456	1516	1541	1556	1616	1641	1656	1716	1756	
Ashurst (New Forest)	d	0845		0945	1005	1045	1056	1115	1145	1156	1216	1245	1256	1316	1345	1356	1416	1445	1456	1516	1545	1556	1616	1645	1656	1716	1756	
Beaulieu Road	d	0850		0950	1005	1050	1056	1115	1145	1156	1216	1250	1256	1316	1350	1356	1416	1450	1456	1516	1550	1556	1616	1650	1656	1716	1756	
<b>Brockenhurst</b>	a	0856	0916	0956	1017	1056	1106	1117	1156	1206	1216	1256	1306	1316	1356	1406	1416	1456	1506	1516	1556	1603	1616	1656	1706	1716	1756	1806
<b>Brockenhurst</b>	d	0857	0917	0957	1018	1057	1111	1118	1157	1211	1217	1257	1311	1317	1357	1411	1417	1457	1511	1517	1557	1611	1617	1657	1711	1717	1757	1811
Sway	d	0901		1001	1018	1101	1118	1125	1201	1217	1257	1301	1317	1357	1401	1417	1457	1501	1517	1557	1601	1617	1657	1701	1717	1757	1801	
New Milton	d	0906	0924	1006	1025	1106	1125	1206	1224	1224	1306	1324	1406	1424	1506	1524	1606	1624	1706	1724	1806	1824	1906	1924	2006	2024	2106	2124
Hinton Admiral	d	0910		1010	1110	1210	1310	1410	1510	1610	1710	1810	1910	2010	2110	2210	2310	2410	2510	2610	2710	2810	2910	3010	3110	3210	3310	3410
Christchurch	d	0915		1015	1115	1215	1315	1415	1515	1615	1715	1815	1915	2015	2115	2215	2315	2415	2515	2615	2715	2815	2915	3015	3115	3215	3315	3415
Pokesdown for Boscombe	d	0919		1019	1119	1219	1319	1419	1519	1619	1719	1819	1919	2019	2119	2219	2319	2419	2519	2619	2719	2819	2919	3019	3119	3219	3319	3419
<b>Bournemouth</b>	a	0923	0934	1023	1035	1123	1126	1135	1223	1226	1234	1323	1326	1334	1423	1426	1434	1523	1526	1534	1623	1626	1634	1723	1726	1734	1823	1826
<b>Bournemouth</b>	d	0839	0927	0939	1024	1039	1124	1139	1224	1229	1324	1339	1424	1439	1524	1539	1624	1639	1724	1739	1824	1839	1924	1939	2024	2039	2124	2139
Branksome	d	0844		0944	1044	1144	1244	1344	1444	1544	1644	1744	1844	1944	2044	2144	2244	2344	2444	2544	2644	2744	2844	2944	3044	3144	3244	3344
Parkstone	d	0847		0947	1047	1147	1247	1347	1447	1547	1647	1747	1847	1947	2047	2147	2247	2347	2447	2547	2647	2747	2847	2947	3047	3147	3247	3347
<b>Poole</b>	d	0851	0936a	0951	1033a	1051	1133a	1151	1233a	1251	1333a	1351	1433a	1451	1533a	1551	1633a	1651	1733a	1751	1833a	1851	1933a	1951	2033a	2051	2133a	2151
Hamworthy	d	0856		0956	1056	1156	1256	1356	1456	1556	1656	1756	1856	1956	2056	2156	2256	2356	2456	2556	2656	2756	2856	2956	3056	3156	3256	3356
Holton Heath	d	0903		1003	1103	1203	1303	1403	1503	1603	1703	1803	1903	2003	2103	2203	2303	2403	2503	2603	2703	2803	2903	3003	3103	3203	3303	3403
Wareham	d	0903		1003	1103	1203	1303	1403	1503	1603	1703	1803	1903	2003	2103	2203	2303	2403	2503	2603	2703	2803	2903	3003	3103	3203	3303	3403
Wool	d	0910		1010	1110	1210	1310	1410	1510	1610	1710	1810	1910	2010	2110	2210	2310	2410	2510	2610	2710	2810	2910	3010	3110	3210	3310	3410
Moreton	d	0916		1016	1116	1216	1316	1416	1516	1616	1716	1816	1916	2016	2116	2216	2316	2416	2516	2616	2716	2816	2916	3016	3116	3216	3316	3416
<b>Dorchester South</b>	d	0924		1024	1124	1224	1324	1424	1524	1624	1724	1824	1924	2024	2124	2224	2324	2424	2524	2624	2724	2824	2924	3024	3124	3224	3324	3424
Upwey	d	0931		1031	1131	1231	1331	1431	1531	1631	1731	1831	1931	2031	2131	2231	2331	2431	2531	2631	2731	2831	2931	3031	3131	3231	3331	3431
<b>Weymouth</b>	a	0935		1035	1135	1235	1335	1435	1535	1635	1735	1835	1935	2035	2135	2235	2335	2435	2535	2635	2735	2835	2935	3035	3135	3235	3335	3435

Late night and weekend trains may be altered. Please check [southwesttrains.co.uk](http://southwesttrains.co.uk) before travelling.

For guide to notes and symbols see end of timetable.

**SUNDAY**

**London Waterloo, Woking and Basingstoke to Bournemouth, Poole and Weymouth**

Operator	Notes	SW	SW	XC	SW	SW	XC	SW	SW	XC	SW	SW	XC	SW	SW	SW	SW	SW																							
<b>London Waterloo</b>	d	1635	1705		1735	1805		1835	1905		1935	2005		2035	2105	2135	2205	2305																							
Clapham Junction	d	1642u	1712u		1742u	1812u		1842u	1912u		1942u	2012u		2042u	2112u	2142u	2212u	2312u																							
<b>Woking</b>	d	1707	1737		1807	1837		1907	1937		2007	2037		2107	2137	2207	2237	2337																							
Reading	d			1752			1852			1952			2052			2152z		2238b																							
<b>Basingstoke</b>	d	1728	1757	1810	1828	1857	1910	1928	1957	2010	2028	2057	2110	2128	2157	2228	2257	2357																							
Winchester	d	1744	1814	1825	1844	1914	1925	1944	2014	2025	2044	2114	2125	2144	2214	2244	2314	0014																							
Eastleigh	d		1823			1923			2023			2123			2223		2323	0024																							
<b>Southampton Airport</b>	d	1753	1827	1834	1853	1927	1934	1953	2027	2034	2053	2127	2134	2153	2227	2253	2327	0028																							
<b>Southampton Central</b>	a	1800	1834	1842	1900	1934	1940	2000	2034	2041	2100	2134	2142	2200	2234	2300	2334	0038																							
<b>Southampton Central</b>	d	1803	1836	1848	1903	1936	1949	2003	2036	2049	2103	2136	2149	2203	2236	2303	2336	0042																							
Totton	d		1841			1941			2041			2141			2241		2341	0047s																							
Ashurst (New Forest)	d		1846			1946			2046			2146			2246		2346																								
Beaulieu Road	d		1850			1950			2050			2150			2250																										
<b>Brockenhurst</b>	a	1816	1856	1903	1916	1956	2006	2016	2056	2106	2116	2156	2206	2216	2256	2316	2354	0058s																							
<b>Brockenhurst</b>	d	1817	1857	1911	1917	1957	2011	2017	2057	2111	2117	2157	2211	2217	2257	2317	2355																								
Sway	d		1902			2002			2102			2202			2302		2359																								
New Milton	d	1824	1907		1924	2007		2024	2107		2124	2207		2224	2307	2324	0004	0106s																							
Hinton Admiral	d		1911			2011			2111			2211			2311		0008																								
Christchurch	d		1916			2016			2116			2216			2316		0013	0113s																							
Pokesdown for Boscombe	d		1919			2019			2119			2219			2319		0017	0117s																							
<b>Bournemouth</b>	a	1834	1923	1926	1934	2023	2026	2034	2123	2126	2134	2223	2226	2234	2323	2334	0021	0121																							
<b>Bournemouth</b>	d	1839	1925		1939	2025		2039	2125		2139	2225		2239	2325	2339	0022	0122																							
Branksome	d	1844			1944			2044			2144			2244		2344	0027	0127s																							
Parkstone	d	1847			1947			2047			2147			2247		2347	0030	0130s																							
<b>Poole</b>	d	1851	1934a		1951	2034a		2051	2134a		2151	2234a		2251	2334a	2351	0034a	0134a																							
Hamworthy	d	1856			1956			2056			2156			2256		2356																									
Holton Heath	d																																								
Wareham	d	1903			2003			2103			2203			2303		0003																									
Wool	d	1910			2010			2110			2210			2310		0010																									
Moreton	d	1916			2017			2117			2217			2317		0017																									
<b>Dorchester South</b>	d	1924			2025			2125			2225			2325		0025																									
Upwey	d	1931			2032			2132			2232			2332		0032																									
<b>Weymouth</b>	a	1935			2036			2136			2236			2336		0036																									






Late night and weekend trains may be altered. Please check [southwesttrains.co.uk](http://southwesttrains.co.uk) before travelling.


For guide to notes and symbols see end of timetable.

## GUIDE TO NOTES AND SYMBOLS

First Class accommodation also available on all trains shown in **bold type**.

- A** Also calls at Millbrook 0721 and Redbridge 0725.
- B** Also calls at Millbrook 0821 and Redbridge 0824.
- C** Also calls at Redbridge 1710.
- D** Divides during journey - please make sure you are in the correct portion.
- SW** Operated by South West Trains.
- S** Standard class accommodation only.
- XC** Operated by CrossCountry
  - Seat reservations available
  - Cycle reservations recommended.
- a Arrival time.
- b Change at Basingstoke.
- d Departure time.
- k Change at Woking.
- r Change at Winchester.
- s Stops to let passengers leave the train only.
- t Change at Southampton Airport Parkway.
- u Stops to let passengers join the train only.
- v Change at Eastleigh.
- z Change at Southampton Central.
- ⌘ Catering (trolley service) available for all or part of the journey.

- ↳ Continued in later column.
- ← Continued from earlier column.
-  Train attaches to another.
-  Train divides.
- ★ **Passengers travelling with cycles may not join or leave services at stations with train times shown in red.**
-  Car Park.
-  Minimum connection time where different from the standard five minutes.
- † Station is **closed** on Sunday.
- § For details of additional trains, please see page 22.
- ‡ For services to and from Lymington please see Pocket Timetable 27.
-  For details of buses from Wareham station to Corfe Castle and Swanage, telephone 01202 338420.  
For information on the Swanage Railway visit [swanagerailway.co.uk](http://swanagerailway.co.uk)
- ← Southampton Airport - station is a short walk from the airport terminal.
- ← Woking - Railair coach link between Woking station and Heathrow Airport. Visit [nationalexpress.com](http://nationalexpress.com) for details.

- § Station is approximately 3 miles from Beaulieu village. There are NO bus services from Beaulieu Road station. For bus services to the National Motor Museum telephone 01202 338421 or 01202 338420.
-  Station for Southampton City Centre and the Docks. Also buses for Red Funnel Ferries to Cowes, Isle of Wight, ([redfunnel.co.uk](http://redfunnel.co.uk)) and the Hythe ferry ([hytheferry.co.uk](http://hytheferry.co.uk)).
- ⊕ Interchange for London Underground. Visit [tfl.gov.uk](http://tfl.gov.uk) for details.

### Travelling after midnight?

Trains which run after midnight are shown at the end of the day.













### Cycles on trains

At peak times the following restrictions apply in the area bounded by Reading, Hook, Alton, Guildford and Dorking.

Passengers travelling with cycles may not join or leave from services timed to arrive in London Waterloo between 0715 and 1000 inclusive and departing London Waterloo between 1645 and 1900 Monday to Friday.

## STATION INFORMATION

See notes for explanation of symbols.

Weymouth			§
Upwey			§
Dorchester South			§
Moreton			
Wool			
Wareham			
Holton Heath			†
Hamworthy			
Poole		④	
Parkstone			
Branksome			
Bournemouth			
Pokesdown for Boscombe			
Christchurch			
Hinton Admiral			
New Milton			
Sway			
Brockenhurst		③	‡
Beaulieu Road			§
Ashurst (New Forest)			
Totton			
Southampton Central			
Southampton Airport			←
Eastleigh		③	
Winchester			
Basingstoke			
Reading		⑦	
Woking			←
Clapham Junction		Ⓜ	
London Waterloo		Ⓜ	⊕

## 28A Yeovil Pen Mill - Weymouth

### MONDAY TO FRIDAY

	Notes									
Yeovil Pen Mill	d	0735	1014	1118	1320	1624	1822	1919	2223	
Dorchester West	d	0809	1048	1154	1354	1658	1858	1954	2258	
Upwey	d	0817	1055	1202	1402	1705	1906	2002	2306	
Weymouth	a	0824	1103	1209	1409	1710	1912	2010	2313	

### SATURDAY

		A							
0729	1007	1053	1117	1317	1617	1825	1919	2223	
0803	1040	1132	1154	1354	1658	1911	1954	2258	
0811	1049		1202	1402	1705	1919	2001	2306	
0817	1057	1145	1209	1408	1710	1927	2009	2313	

### SUNDAY

0954	1103	1505	1912	2221					
1029	1141	1540	1947	2255					
1037	1149	1549	1955	2302					
1042	1154	1554	2001	2307					

## 28A Weymouth - Yeovil Pen Mill

### MONDAY TO FRIDAY

	Notes									
Weymouth	d	0533	0640	0853	1110	1310	1508	1730	2021	
Upwey	d	0537	0645	0858	1115	1315	1513	1735	2026	
Dorchester West	d	0546	0653	0906	1123	1323	1521	1743	2034	
Yeovil Pen Mill	a	0619	0726	0939	1204	1407	1554	1816	2105	

### SATURDAY

					A				
0638	0846	1110	1310	1608	1728	1828	2021		
0643	0851	1115	1315	1613		1833	2026		
0651	0859	1132	1323	1621	1740	1841	2034		
0724	0932	1206	1404	1704	1818	1914	2107		

### SUNDAY

1105	1415	1610	1756	2009					
1110	1420	1615	1801	2014					
1118	1428	1623	1809	2022					
1153	1501	1656	1842	2055					

#### NOTES

Operated by Great Western Railway.

For details of seat and cycle reservation requirements and also catering facilities, please refer to Great Western Railway publications.

- a** arrival time.
- d** departure time.
- A** The Weymouth Wizard.

For South West Trains services between Upwey and Weymouth, please see earlier pages.

Late night and weekend trains may be altered due to engineering works.

#### STATION INFORMATION

See notes on page 21 for explanation of symbols.

Yeovil Pen Mill	
Dorchester West	
Upwey	
Weymouth	

# 28B Dorchester South - Bridport - Lyme Regis Bus Service

Operated by First in Dorset X51 – Tel: 0345 6020121  
firstgroup.com/wessex-dorset-south-somerset

## MONDAY TO FRIDAY

	Notes								SH	Sch												
Dorchester South	d	0712	0825	0915	1015	1115	1215	1315	1415	1515	1525	1615	1715	1815	1915	2015						
Bridport Frosts	a	0750	0903	1008	1108	1208	1308	1408	1508	1613	1636	1713	1813	1900	1953	2053						
Lyme Regis Square	a	0823	0947	1047	1147	1247	1347	1447	1547	1652	1711	1752	1853									

	Notes																					
Lyme Regis (Co-op)	d			0715	0834	0921	1021	1121	1221	1321	1421	1521	1621	1729	1834	1939						
Bridport Nationwide BS	d	0608	0703	0748	0907	1007	1107	1207	1307	1407	1507	1607	1706	1805	1908	2013						
Dorchester South	a	0656	0751	0836	0957	1057	1157	1257	1357	1457	1557	1657	1748	1847	1950	2055						

## SATURDAY

	Notes																					
Dorchester South	d	0825	0915	1015	1115	1215	1315	1415	1515	1615	1715	1815	1915	2015								
Bridport Frosts	a	0903	1008	1108	1208	1308	1408	1508	1613	1713	1813	1900	1953	2053								
Lyme Regis Square	a	0947	1047	1147	1247	1347	1447	1547	1652	1752	1853											

	Notes																					
Lyme Regis (Co-op)	d		0715		0921	1021	1121	1221	1321	1421	1521	1621	1729	1834	1924							
Bridport Nationwide BS	d	0703	0748	0907	1007	1107	1207	1307	1407	1507	1607	1706	1805	1908	1958							
Dorchester South	a	0751	0836	0957	1057	1157	1257	1357	1457	1557	1657	1748	1847	1950	2040							

## SUNDAY

1015	1115	1215	1315	1415	1515	1615	1715	1815	1915	2015											
1108	1208	1308	1408	1508	1608	1713	1753	1853	1953	2053											
1147	1247	1347	1447	1547	1652	1752															

0830	0921	1021	1121	1221	1321	1421	1521	1621	1729	1834	1924										
0907	1007	1107	1207	1307	1407	1507	1607	1706	1805	1908	1958										
0955	1057	1157	1257	1357	1457	1557	1657	1748	1847	1950	2040										

## NOTES

- a Arrival time.
- d Departure time.

- SH School Holidays only.
- Sch School days only.

Rail tickets to 'Bridport Bus' are valid to Lyme Regis and also on the route from Weymouth (Table 28C).

# 28C Weymouth - Bridport - Lyme Regis Bus service

Bus service operated by First in Dorset X53 – Tel: 0345 6020121  
 firstgroup.com/wessex-dorset-south-somerset

## MONDAY TO FRIDAY

<i>Notes</i>																			
Weymouth King's Statue	d	0745	0835	0930	1025	1125	1225	1325	1425	1550	1651	1805	1945	2145					
Abbotsbury Ilchester Arms	a	0810	0900	0959	1059	1159	1259	1359	1459	1624	1730	1830	2010	2210					
West Bay George Hotel	a	0830	0922	1021	1122	1222	1322	1422	1522	1647	1752	1850	2030	2230					
Bridport Frosts	a	0840	0936	1035	1136	1236	1336	1436	1536	1701	1806	1900	2040	2240					
Lyme Regis Square	a	0917	1017	1117	1217	1317	1417	1517	1617	1733	1839	1933							

King's Statue is 7 minutes walk from Weymouth station.  
 The Bus Garage is 3 minutes walk from Weymouth station.

<i>Notes</i>	SH	Sch																	
Lyme Regis Co-op	d	0653	0653	0856	0951	1051	1151	1251	1351	1451	1557	1651	1804	1859					
Bridport Nationwide BS	d	0730	0730	0937	1037	1137	1237	1337	1437	1537	1642	1731	1840	1933					
West Bay George Hotel	d	0740	0740	0948	1048	1148	1248	1348	1448	1548	1653	1741	1850	1943					
Abbotsbury Ilchester Arms	d	0759	0759	1010	1110	1210	1310	1410	1510	1610	1712	1800	1909	2002					
Weymouth Bus Garage	a	0823	0831	1037	1137	1237	1337	1437	1537	1637	1736	1824	1933	2026					

## SATURDAY

<i>Notes</i>																			
Weymouth King's Statue	d	0745	0835	0930	1025	1125	1225	1325	1425	1550	1645	1805	1945	2145					
Abbotsbury Ilchester Arms	a	0810	0900	0959	1059	1159	1259	1359	1459	1624	1724	1830	2010	2210					
West Bay George Hotel	a	0830	0922	1021	1122	1222	1322	1422	1522	1647	1746	1850	2030	2230					
Bridport Frosts	a	0840	0936	1035	1136	1236	1336	1436	1536	1701	1800	1900	2040	2240					
Lyme Regis Square	a	0917	1017	1117	1217	1317	1417	1517	1617	1733	1833	1933							

<i>Notes</i>																			
Lyme Regis Co-op	d	0653	0856	0951	1051	1151	1251	1351	1451	1551	1651	1804	1859						
Bridport Nationwide BS	d	0730	0937	1037	1137	1237	1337	1437	1537	1637	1731	1840	1933						
West Bay George Hotel	d	0740	0948	1048	1148	1248	1348	1448	1548	1648	1741	1850	1943						
Abbotsbury Ilchester Arms	d	0759	1010	1110	1210	1310	1410	1510	1610	1710	1800	1909	2002						
Weymouth Bus Garage	a	0823	1037	1137	1237	1337	1437	1537	1637	1734	1824	1933	2026						

### NOTES

SH - School Holidays only.

Sch - School days only.

a - Arrival time.

d - Departure time.

## SUNDAY

0835	0930	1025	1125	1225	1325	1425	1550	1645	1805	1945	2145								
0900	0959	1059	1159	1259	1359	1459	1624	1724	1830	2010	2210								
0922	1021	1122	1222	1322	1422	1522	1647	1746	1850	2030	2230								
0936	1035	1136	1236	1336	1436	1536	1701	1800	1900	2040	2240								
1017	1117	1217	1317	1417	1517	1617	1733	1833	1933										

	0951	1051	1151	1251	1351	1451	1551	1651	1804	1859									
0937	1037	1137	1237	1337	1437	1537	1637	1731	1840	1933									
0948	1048	1148	1248	1348	1448	1548	1648	1741	1850	1943									
1010	1110	1210	1310	1410	1510	1610	1710	1800	1909	2002									
1037	1137	1237	1337	1437	1537	1637	1734	1824	1933	2026									

Rail tickets to 'Bridport Bus' are valid to Lyme Regis and also on the route from Lyme Regis (Table 28B).



## 28D Bournemouth Rail Station to Bournemouth International Airport (Hurn) Bus Service

### MONDAY TO SATURDAY

Notes																				
Bournemouth Station #	d	0612	0712	0812	0912	1012	1112	1212	1312	1412	1512	1612	1712	1812	1912					
Bournemouth Airport	a	0656	0756	0856	0956	1056	1156	1256	1356	1456	1556	1656	1756	1856	1956					

Notes		SX	SO	SX	SO															
Bournemouth Airport	d	0708	0708	0808	0808	0908	1008	1108	1208	1308	1408	1508	1608	1708	1808	1908				
Bournemouth Station #	a	0751	0750	0854	0850	0950	1050	1150	1250	1350	1450	1550	1650	1750	1850	1950				

#### NOTES

Bus service operated by Bournemouth Transport (Yellow Buses) B1

Tel: 01202 636000

[bybus.co.uk/routes/timetable/B1](http://bybus.co.uk/routes/timetable/B1)

# - Buses use Stand 2 in the Bus Station next to Bournemouth Railway Station.

a - Arrival time.

d - Departure time.

**SX** - Does NOT RUN on Saturdays.

**SO** - Runs Saturdays ONLY.

**SUNDAY SERVICE** will run on Holiday Mondays 1 and 29 May.

**Bournemouth PlusBus** tickets are valid to Bournemouth Airport.

### SUNDAY

0612	0712	and every hour until	1812	1912
0654	0754		1854	1954

0708	0808	and every hour until	1808	1908
0750	0850		1850	1950



Visit us at

**southwesttrains.co.uk**

- Buying tickets online
- Special offers and days out
- Live train information
- Plan your journey
- Train times
- Latest news



Free Travel Alerts

**southwesttrains.co.uk/jca**

Keeping our registered customers up-to-date with their service running information, delays and alterations.



Twitter

**@SW\_Trains**

Follow South West Trains on Twitter and be the first to know what's happening on our network.



**facebook.com/swtrains**

Providing South West Trains network information and details of our latest offers.



Customer Service Centre

**0345 6000 650**

Our UK based team are available 7 days a week from 6am to 10pm for:

- Ticket sales by credit or debit card
- Comments and suggestions.



Assisted Travel

**0800 5282 100** **Textphone 0800 6920 792**

A freephone service open 6am - 10pm for older and disabled passengers. We recommend booking assistance **24 hours in advance.**



National Rail Enquiries

**03457 48 49 50**

Train times, fares and rail information.

South West Trains accepts no liability for any inaccuracy in the information contained in this publication which is subject to alteration. Please check before you travel.



**Please recycle**

Stagecoach South Western Trains Limited. Registered in England and Wales 5599788. Registered office: Friars Bridge Court, 41-45 Blackfriars Road, London SE1 8NZ. A part of the Stagecoach Group plc.

**ISLAND LINE TRAINS**

**SOUTH WEST TRAINS**