

11a

# Guildford (via Cobham) to London Waterloo



**Train Times**  
7 October to  
8 December 2012

Altered service for leaf fall period



# Monday to Friday

# Guildford to London Waterloo via Effingham Junction

	Operator	Notes	SW A	SW	SW A	SW ★	SW A ★	SW ★	SW A ★	SW ★	SN B ★	SW A ★	SW ★	SW A ★	SW ★	SN C ★	SW A ★	SW ★	SW A	SW	SW A	SW	SW A	SW	SW A	SW	SW A	SW	SW A		
Guildford	d		0458	0535	0558	0604	0628	0634	0658	0704	0714	0725		0734	0758	0804	0816		0834	0858	0905	0928	0935	0958	1005	1028	1035	1058	1105	1128	
London Rd	d		0502	0539	0602	0608	0632	0638	0702	0708	0718	0728		0738	0802	0808	0819		0838	0902	0909	0932	0939	1002	1009	1032	1039	1102	1109	1132	
Clandon	d		0507	0544	0607	0613	0637	0643	0707	0713	0723			0743	0807	0813	0824		0843	0907	0914	0937	0944	1007	1014	1037	1044	1107	1114	1137	
Horsley	d		0511	0548	0611	0617	0641	0647	0711	0717	0727			0747	0811	0817	0829		0847	0911	0918	0941	0948	1011	1018	1041	1048	1111	1118	1141	
Effingham Junction	d		0516	0551	0616	0621	0648	0653	0716	0721	0731	0737	0746	0751	0816	0821	0832	0848	0853	0916	0921	0946	0951	1016	1021	1046	1051	1116	1121	1146	
Cobham & Stoke D'Abernon	d			0555		0624		0656		0724	0734			0754		0824			0856		0925		0955		1025		1055		1125		
Oxshott	d			0558		0628		0700		0728	0738			0758		0828			0900		0928		0958		1028		1058		1128		
Claygate	d			0601		0631		0703		0731	0741			0801		0831			0903		0931		1001		1031		1101		1131		
Hinchley Wood	d			0604		0634		0706		0734	0744			0804		0834			0906		0934		1004		1034		1104		1134		
Surbiton	a			0611		0641		0711		0741	0751			0811		0841			0911		0941		1011		1041		1111		1141		
Raynes Park	a		0549	0640b	0649	0710b	0719	0740b	0750	0758c	0810b			0820	0828c	0849	0910b		0919	0940b	0949	1010b	1019	1040b	1049	1110b	1119	1140b	1149	1210b	1219
Wimbledon	a		0553	0620	0653	0650	0723	0720	0754	0750	0814b			0824	0820	0853	0904b		0923	0920	0953	0950	1023	1020	1053	1050	1123	1120	1153	1150	1223
Earlsfield	a		0557	0624	0657	0654	0727	0724	0758	0754	0818b			0828	0824	0857	0908b		0927	0924	0957	0954	1027	1024	1057	1054	1127	1124	1157	1154	1227
Clapham Junction	a		0600	0627	0700	0657	0730	0727	0801	0758	0821b			0831	0828	0900	0912b		0930	0927	1000	0957	1030	1027	1100	1057	1130	1127	1200	1157	1230
Vauxhall	a		0605	0632	0705	0702	0735	0732	0806	0803	0826b			0836	0833	0905	0917b		0935	0932	1005	1002	1035	1032	1105	1102	1135	1132	1205	1202	1235
London Waterloo	a		0611	0637	0712	0709	0742	0739	0813	0811	0813			0843	0840	0912	0901		0942	0939	1010	1007	1040	1037	1110	1107	1140	1137	1210	1207	1240

Late night and weekend trains may be altered due to engineering works.  
Please check at [southwesttrains.co.uk](http://southwesttrains.co.uk) before travelling.





	<i>Operator</i>	<i>Notes</i>	SW A	SW	SW A	SW	SW A	SW	SW A	SW	SW A	SW	SW A	SW	SW A	SW	SW A	SW	SW A	SW	SW A	SW	SW A	SW	SW A	SW	SW A	SW		
Guildford	d		0628	0635	0658	0705	0728	0735	0758	0805	0828	0835	0858	0905	0928	0935	0958	1005	1028	1035	1058	1105	1128	1135	1158	1205	1228	1235	1258	1305
London Rd	d		0632	0639	0702	0709	0732	0739	0802	0809	0832	0839	0902	0909	0932	0939	1002	1009	1032	1039	1102	1109	1132	1139	1202	1209	1232	1239	1302	1309
Clandon	d		0637	0644	0707	0714	0737	0744	0807	0814	0837	0844	0907	0914	0937	0944	1007	1014	1037	1044	1107	1114	1137	1144	1207	1214	1237	1244	1307	1314
Horsley	d		0641	0648	0711	0718	0741	0748	0811	0818	0841	0848	0911	0918	0941	0948	1011	1018	1041	1048	1111	1118	1141	1148	1211	1218	1241	1248	1311	1318
Effingham Junction	d		0646	0651	0716	0721	0746	0751	0816	0821	0846	0851	0916	0921	0946	0951	1016	1021	1046	1051	1116	1121	1146	1151	1216	1221	1246	1251	1316	1321
Cobham & Stoke D'Abernon	d			0655		0725		0755		0825		0855		0925		0955		1025		1055		1125		1155		1225		1255		1325
Oxshott	d			0658		0728		0758		0828		0858		0928		0958		1028		1058		1128		1158		1228		1258		1328
Claygate	d			0701		0731		0801		0831		0901		0931		1001		1031		1101		1131		1201		1231		1301		1331
Hinchley Wood	d			0704		0734		0804		0834		0904		0934		1004		1034		1104		1134		1204		1234		1304		1334
Surbiton	a			0711		0741		0811		0841		0911		0941		1011		1041		1111		1141		1211		1241		1311		1341
Raynes Park	a		0719	0740b	0749	0810b	0819	0840b	0849	0910b	0919	0940b	0949	1019	1049	1109	1119	1140b	1149	1210b	1219	1240b	1249	1310b	1319	1340b	1349	1410b		1410b
Wimbledon	a		0723	0720	0753	0750	0823	0820	0853	0850	0923	0920	0953	0950	1023	1020	1053	1050	1123	1120	1153	1150	1223	1220	1253	1250	1323	1320	1353	1350
Earlsfield	a		0727	0724	0757	0754	0827	0824	0857	0854	0927	0924	0957	0954	1027	1024	1057	1054	1127	1124	1157	1154	1227	1224	1257	1254	1327	1324	1357	1354
Clapham Junction	a		0730	0727	0800	0757	0830	0827	0900	0857	0930	0927	1000	0957	1030	1027	1100	1057	1130	1127	1200	1157	1230	1227	1300	1257	1330	1327	1400	1357
Vauxhall	a		0735	0732	0805	0802	0835	0832	0905	0902	0935	0932	1005	1002	1035	1032	1105	1102	1135	1132	1205	1202	1235	1232	1305	1302	1335	1332	1405	1402
London Waterloo	a		0740	0737	0810	0807	0840	0837	0910	0907	0940	0937	1010	1007	1040	1037	1110	1107	1140	1137	1210	1207	1240	1237	1310	1307	1340	1337	1410	1407

	<i>Operator Notes</i>	SW A	SW	SW A	SW	SW A	SW	SW A	SW	SW A	SW	SW A	SW	SW A	SW	SW A	SW	SW A	SW	SW A	SW	SW A	SW	SW A	SW	SW A	SW	SW A	
Guildford	d	1328	1335	1358	1405	1428	1435	1458	1505	1528	1535	1558	1605	1628	1635	1658	1705	1728	1735	1758	1805	1828	1835	1858	1905	1928	1935	1958	2005
London Rd	d	1332	1339	1402	1409	1432	1439	1502	1509	1532	1539	1602	1609	1632	1639	1702	1709	1732	1739	1802	1809	1832	1839	1902	1909	1932	1939	2002	2009
Clandon	d	1337	1344	1407	1414	1437	1444	1507	1514	1537	1544	1607	1614	1637	1644	1707	1714	1737	1744	1807	1814	1837	1844	1907	1914	1937	1944	2007	2014
Horsley	d	1341	1348	1411	1418	1441	1448	1511	1518	1541	1548	1611	1618	1641	1648	1711	1718	1741	1748	1811	1818	1841	1848	1911	1918	1941	1948	2011	2018
Effingham Junction	d	1346	1351	1416	1421	1446	1451	1516	1521	1546	1551	1616	1621	1646	1651	1716	1721	1746	1751	1816	1821	1846	1851	1916	1921	1946	1951	2016	2021
Cobham & Stoke D'Abernon	d		1355		1425		1455		1525		1555		1625		1655		1725		1755		1825		1855		1925		1955		2025
Oxshott	d		1358		1428		1458		1528		1558		1628		1658		1728		1758		1828		1858		1928		1958		2028
Claygate	d		1401		1431		1501		1531		1601		1631		1701		1731		1801		1831		1901		1931		2001		2031
Hinchley Wood	d		1404		1434		1504		1534		1604		1634		1704		1734		1804		1834		1904		1934		2004		2034
Surbiton	a		1411		1441		1511		1541		1611		1641		1711		1741		1811		1841		1911		1941		2011		2041
Raynes Park	a	1419	1440b	1449	1510b	1519	1540b	1549	1610b	1619	1640b	1649	1710b	1719	1740b	1749	1810b	1819	1840b	1849	1910b	1919	1940b	1949	2010b	2019	2040b	2049	2110b
Wimbledon	a	1423	1420	1453	1450	1523	1520	1553	1550	1623	1620	1653	1650	1723	1720	1753	1750	1823	1820	1853	1850	1923	1920	1953	1950	2023	2020	2053	2050
Earlsfield	a	1427	1424	1457	1454	1527	1524	1557	1554	1627	1624	1657	1654	1727	1724	1757	1754	1827	1824	1857	1854	1927	1924	1957	1954	2027	2024	2057	2054
Clapham Junction	a	1430	1427	1500	1457	1530	1527	1600	1557	1630	1627	1700	1657	1730	1727	1800	1757	1830	1827	1900	1857	1930	1927	2000	1957	2030	2027	2100	2057
Vauxhall	a	1435	1432	1505	1502	1535	1532	1605	1602	1635	1632	1705	1702	1735	1732	1805	1802	1835	1832	1905	1902	1935	1932	2005	2002	2035	2032	2105	2102
London Waterloo	a	1440	1437	1510	1507	1540	1537	1610	1607	1640	1637	1710	1707	1740	1737	1810	1807	1840	1837	1910	1907	1940	1937	2010	2007	2040	2037	2110	2107



# Sunday

# Guildford to London Waterloo via Effingham Junction

	<i>Operator</i>	<i>Notes</i>	SW	SW A	SW	SW A	SW	SW A	SW	SW A	SW	SW A	SW	SW A	SW	SW A	SW	SW A	SW	SW A	SW	SW A	SW	SW A	SW	SW A	SW	SW A	
Guildford	d	0748	0818	0848	0918	0948	1018	1048	1118	1148	1218	1248	1318	1348	1418	1448	1518	1548	1618	1648	1718	1748	1818	1848	1918	1948	2018	2048	2118
London Rd	d	0752	0822	0852	0922	0952	1022	1052	1122	1152	1222	1252	1322	1352	1422	1452	1522	1552	1622	1652	1722	1752	1822	1852	1922	1952	2022	2052	2122
Clandon	d	0757	0827	0857	0927	0957	1027	1057	1127	1157	1227	1257	1327	1357	1427	1457	1527	1557	1627	1657	1727	1757	1827	1857	1927	1957	2027	2057	2127
Horsley	d	0801	0831	0901	0931	1001	1031	1101	1131	1201	1231	1301	1331	1401	1431	1501	1531	1601	1631	1701	1731	1801	1831	1901	1931	2001	2031	2101	2131
Effingham Junction	d	0804	0834	0904	0934	1004	1034	1104	1134	1204	1234	1304	1334	1404	1434	1504	1534	1604	1634	1704	1734	1804	1834	1904	1934	2004	2034	2104	2134
Cobham & Stoke D'Abernon	d	0808		0908		1008		1108		1208		1308		1408		1508		1608		1708		1808		1908		2008		2108	
Oxshott	d	0811		0911		1011		1111		1211		1311		1411		1511		1611		1711		1811		1911		2011		2111	
Claygate	d	0814		0914		1014		1114		1214		1314		1414		1514		1614		1714		1814		1914		2014		2114	
Hinchley Wood	d	0817		0917		1017		1117		1217		1317		1417		1517		1617		1717		1817		1917		2017		2117	
Surbiton	a	0823		0923		1023		1123		1223		1323		1423		1523		1623		1723		1823		1923		2023		2123	
Raynes Park	a	0851b	0908	0951b	1008	1051b	1108	1151b	1208	1251b	1308	1351b	1408	1451b	1508	1551b	1608	1651b	1708	1751b	1808	1851b	1908	1951b	2008	2051b	2108	2151b	2208
Wimbledon	a	0833	0912	0933	1012	1033	1112	1133	1212	1231	1312	1331	1412	1431	1512	1531	1612	1631	1712	1731	1812	1831	1912	1931	2012	2031	2112	2131	2212
Earlsfield	a	0841b	0916	0941b	1016	1041b	1116	1141b	1216	1235	1316	1335	1416	1435	1516	1535	1616	1635	1716	1735	1816	1835	1916	1935	2016	2035	2116	2135	2216
Clapham Junction	a	0845b	0919	0945b	1019	1045b	1119	1145b	1219	1238	1319	1338	1419	1438	1519	1538	1619	1638	1719	1738	1819	1838	1919	1938	2019	2038	2119	2138	2219
Vauxhall	a	0850b	0925	0950b	1024	1050b	1124	1150b	1224	1243	1324	1343	1424	1443	1524	1543	1624	1643	1724	1743	1824	1843	1924	1943	2024	2043	2124	2143	2224
London Waterloo	a	0900b	0934	1000b	1034	1100b	1134	1200b	1234	1253	1334	1353	1434	1448	1529	1548	1629	1648	1729	1748	1829	1848	1929	1948	2029	2048	2129	2148	2229

Late night and weekend trains may be altered due to engineering works.  
Please check at [southwesttrains.co.uk](http://southwesttrains.co.uk) before travelling.





# Monday to Friday

# London Waterloo to Guildford via Effingham Junction

	Operator	Notes	SW MO	SW	SW A	SW	SN	SW	SW A	SW	SN	SW	SW A	SW	SW A	SW	SW A	SW	SW A	SW	SW A	SW	SW A	SW	SW A	SW	SW A	SW		
London Waterloo	d	0001	0530e	0547	0603			0633	0639	0703		0733	0739	0803	0809	0833	0839	0903	0909	0933	0939	1003	1009	1033	1039	1103	1109	1133	1139	1203
Vauxhall	d	0004	0524e	0551	0607			0637	0643	0707		0737	0743	0807	0813	0837	0843	0907	0913	0937	0943	1007	1013	1037	1043	1107	1113	1137	1143	1207
Clapham Junction	d	0009	0537e	0556	0612			0642	0648	0712		0742	0748	0812	0818	0842	0848	0912	0918	0942	0948	1012	1018	1042	1048	1112	1118	1142	1148	1212
Earlsfield	d	0012	0532e	0559	0615			0645	0651	0715		0745	0751	0815	0821	0845	0851	0915	0921	0945	0951	1015	1021	1045	1051	1115	1121	1145	1151	1215
Wimbledon	d	0016	0549	0603	0619			0649	0655	0719		0749	0755	0819	0825	0849	0855	0919	0925	0949	0955	1019	1025	1049	1055	1119	1125	1149	1155	1219
Raynes Park	d	0019		0606				0625b	0658	0655b		0725b	0758	0755b	0828	0825b	0858	0855b	0928	0925b	0958	0955b	1028	1025b	1058	1055b	1128	1125b	1158	1155b
Surbiton	d	0031	0557		0627			0657		0727		0757		0827		0857		0927		0957		1027		1057		1127		1157		1227
Hinchley Wood	d	0035	0601		0631			0701		0731		0801		0831		0901		0931		1001		1031		1101		1131		1201		1231
Claygate	d	0038	0604		0634			0704		0734		0804		0834		0904		0934		1004		1034		1104		1134		1204		1234
Oxshott	d	0041	0607		0637			0707		0737		0807		0837		0907		0937		1007		1037		1107		1137		1207		1237
Cobham & Stoke D'Abernon	d	0045	0611		0641			0711		0741		0811		0841		0911		0941		1011		1041		1111		1141		1211		1241
Effingham Junction	d	0049	0615	0637	0645	0705	0715	0728a	0745	0753	0815	0833	0845	0903	0915	0933	0945	1003	1015	1033	1045	1103	1115	1133	1145	1203	1215	1233	1245	
Horsley	d	0052	0618		0648			0718		0748		0818	0836	0848	0906	0918	0936	0948	1006	1018	1036	1048	1106	1118	1136	1148	1206	1218	1236	1248
Clandon	d	0057	0623		0653			0723		0753		0823	0841	0853	0911	0923	0941	0953	1011	1023	1041	1053	1111	1123	1141	1153	1211	1223	1241	1253
London Rd	d	0102	0628	0646	0658			0728		0758	0802	0828	0846	0858	0916	0928	0946	0958	1016	1028	1046	1058	1116	1128	1146	1158	1216	1228	1246	1258
Guildford	a	0109	0635	0653	0705	0717	0735		0805	0806	0835	0853	0907	0923	0935	0953	1005	1023	1035	1053	1105	1123	1135	1153	1205	1223	1235	1253	1305	

Late night and weekend trains may be altered due to engineering works. Please check at [southwesttrains.co.uk](http://southwesttrains.co.uk) before travelling.

# Monday to Friday

# London Waterloo to Guildford via Effingham Junction

	Operator	SW A	SW	SW A	SW	SW A	SW	SW A	SW	SW A	SW	SW A	SW	SW A	SW	SW A	SW	SW A	SW	SW A	SW ★	SN ★	SW A ★	SW ★	SN ★	SW A ★	SW ★	SW A ★	SW ★
London Waterloo	d	1209	1233	1239	1303	1309	1333	1339	1403	1409	1433	1439	1503	1509	1533	1539	1603	1609	1633	1639	1702		1709	1732		1739	1802	1809	1832
Vauxhall	d	1213	1237	1243	1307	1313	1337	1343	1407	1413	1437	1443	1507	1513	1537	1543	1607	1613	1637	1643	1707		1713	1737		1743	1807	1813	1837
Clapham Junction	d	1218	1242	1248	1312	1318	1342	1348	1412	1418	1442	1448	1512	1518	1542	1548	1612	1618	1642	1648	1712		1718	1742		1748	1812	1818	1842
Earlsfield	d	1221	1245	1251	1315	1321	1345	1351	1415	1421	1445	1451	1515	1521	1545	1551	1615	1621	1645	1651	1715		1721	1745		1751	1815	1821	1845
Wimbledon	d	1225	1249	1255	1319	1325	1349	1355	1419	1425	1449	1455	1519	1525	1549	1555	1619	1625	1649	1655	1719		1725	1749		1755	1819	1825	1849
Raynes Park	d	1228	1225b	1258	1255b	1328	1325b	1358	1355b	1428	1425b	1458	1455b	1528	1525b	1558	1555b	1628	1625b	1658	1655b		1728	1725b		1758	1755b	1828	1825b
Surbiton	d		1257		1327		1357		1427		1457		1527		1557		1627		1657		1727			1757			1827		1857
Hinchley Wood	d		1301		1331		1401		1431		1501		1531		1601		1631		1701		1731			1805			1835		1901
Claygate	d		1304		1334		1404		1434		1504		1534		1604		1634		1704		1734			1808			1838		1904
Oxshott	d		1307		1337		1407		1437		1507		1537		1607		1637		1707		1737			1811			1841		1907
Cobham & Stoke D'Abernon	d		1311		1341		1411		1441		1511		1541		1611		1641		1711		1741			1815			1845		1911
Effingham Junction	d	1303	1315	1333	1345	1403	1415	1433	1445	1503	1515	1533	1545	1603	1615	1633	1645	1703	1715	1733	1745	1753	1805a	1820	1828	1842a	1850	1903	1915
Horsley	d	1306	1318	1336	1348	1406	1418	1436	1448	1506	1518	1536	1548	1606	1618	1636	1648	1706	1718	1736	1748	1756		1822	1830		1852	1906	1918
Clandon	d	1311	1323	1341	1353	1411	1423	1441	1453	1511	1523	1541	1553	1611	1623	1641	1653	1711	1723	1741	1753	1801		1827	1835		1857	1911	1923
London Rd	d	1316	1328	1346	1358	1416	1428	1446	1458	1516	1528	1546	1558	1616	1628	1646	1658	1716	1728	1746	1758	1806		1832	1840		1902	1916	1928
Guildford	a	1323	1335	1353	1405	1423	1435	1453	1505	1523	1535	1553	1605	1623	1635	1653	1707	1725	1737	1755	1807	1813		1841	1846		1912	1925	1937

Late night and weekend trains may be altered due to engineering works. Please check at [southwesttrains.co.uk](http://southwesttrains.co.uk) before travelling.



	<i>Operator</i>	<i>Notes</i>	SW	SW A	SW	SW A	SW	SW A	SW	SW A	SW	SW A	SW	SW A	SW	SW A	SW	SW A	SW	SW A	SW	SW A	SW	SW A	SW	SW A	SW	SW A	
London Waterloo	d	0633	0639	0703	0709	0733	0739	0803	0809	0833	0839	0903	0909	0933	0939	1003	1009	1033	1039	1103	1109	1133	1139	1203	1209	1233	1239	1303	1309
Vauxhall	d	0637	0643	0707	0713	0737	0743	0807	0813	0837	0843	0907	0913	0937	0943	1007	1013	1037	1043	1107	1113	1137	1143	1207	1213	1237	1243	1307	1313
Clapham Junction	d	0642	0648	0712	0718	0742	0748	0812	0818	0842	0848	0912	0918	0942	0948	1012	1018	1042	1048	1112	1118	1142	1148	1212	1218	1242	1248	1312	1318
Earlsfield	d	0645	0651	0715	0721	0745	0751	0815	0821	0845	0851	0915	0921	0945	0951	1015	1021	1045	1051	1115	1121	1145	1151	1215	1221	1245	1251	1315	1321
Wimbledon	d	0649	0655	0719	0725	0749	0755	0819	0825	0849	0855	0919	0925	0949	0955	1019	1025	1049	1055	1119	1125	1149	1155	1219	1225	1249	1255	1319	1325
Raynes Park	d	0625b	0658	0655b	0728	0725b	0758	0755b	0828	0825b	0858	0855b	0928	0925b	0958	0955b	1028	1025b	1058	1055b	1128	1125b	1158	1155b	1228	1225b	1258	1255b	1328
Surbiton	d	0657		0727		0757		0827		0857		0927		0957		1027		1057		1127		1157		1227		1257		1327	
Hinchley Wood	d	0701		0731		0801		0831		0901		0931		1001		1031		1101		1131		1201		1231		1301		1331	
Claygate	d	0704		0734		0804		0834		0904		0934		1004		1034		1104		1134		1204		1234		1304		1334	
Oxshott	d	0707		0737		0807		0837		0907		0937		1007		1037		1107		1137		1207		1237		1307		1337	
Cobham & Stoke D'Abernon	d	0711		0741		0811		0841		0911		0941		1011		1041		1111		1141		1211		1241		1311		1341	
Effingham Junction	d	0715	0733	0745	0803	0815	0833	0845	0903	0915	0933	0945	1003	1015	1033	1045	1103	1115	1133	1145	1203	1215	1233	1245	1303	1315	1333	1345	1403
Horsley	d	0718	0736	0748	0806	0818	0836	0848	0906	0918	0936	0948	1006	1018	1036	1048	1106	1118	1136	1148	1206	1218	1236	1248	1306	1318	1336	1348	1406
Clandon	d	0723	0741	0753	0811	0823	0841	0853	0911	0923	0941	0953	1011	1023	1041	1053	1111	1123	1141	1153	1211	1223	1241	1253	1311	1323	1341	1353	1411
London Rd	d	0728	0746	0758	0816	0828	0846	0858	0916	0928	0946	0958	1016	1028	1046	1058	1116	1128	1146	1158	1216	1228	1246	1258	1316	1328	1346	1358	1416
Guildford	a	0735	0753	0805	0823	0835	0853	0905	0923	0935	0953	1005	1023	1035	1053	1105	1123	1135	1153	1205	1223	1235	1253	1305	1323	1335	1353	1405	1423

# Saturday

# London Waterloo to Guildford via Effingham Junction

	<i>Operator</i>	<i>Notes</i>	SW	SW A	SW	SW A	SW	SW A	SW	SW A	SW	SW A	SW	SW A	SW	SW A	SW	SW A	SW	SW A	SW	SW A	SW	SW A	SW	SW A	SW	SW A		
London Waterloo	d		1333	1339	1403	1409	1433	1439	1503	1509	1533	1539	1603	1609	1633	1639	1703	1709	1733	1739	1803	1809	1833	1839	1903	1909	1933	1939	2003	2033
Vauxhall	d		1337	1343	1407	1413	1437	1443	1507	1513	1537	1543	1607	1613	1637	1643	1707	1713	1737	1743	1807	1813	1837	1843	1907	1913	1937	1943	2007	2037
Clapham Junction	d		1342	1348	1412	1418	1442	1448	1512	1518	1542	1548	1612	1618	1642	1648	1712	1718	1742	1748	1812	1818	1842	1848	1912	1918	1942	1948	2012	2042
Earlsfield	d		1345	1351	1415	1421	1445	1451	1515	1521	1545	1551	1615	1621	1645	1651	1715	1721	1745	1751	1815	1821	1845	1851	1915	1921	1945	1951	2015	2045
Wimbledon	d		1349	1355	1419	1425	1449	1455	1519	1525	1549	1555	1619	1625	1649	1655	1719	1725	1749	1755	1819	1825	1849	1855	1919	1925	1949	1955	2019	2049
Raynes Park	d		1325b	1358	1355b	1428	1425b	1458	1455b	1528	1525b	1558	1555b	1628	1625b	1658	1655b	1728	1725b	1758	1755b	1828	1825b	1858	1855b	1928	1925b	1958	1955b	2025b
Surbiton	d		1357		1427		1457		1527		1557		1627		1657		1727		1757		1827		1857		1927		1957		2027	2057
Hinchley Wood	d		1401		1431		1501		1531		1601		1631		1701		1731		1801		1831		1901		1931		2001		2031	2101
Claygate	d		1404		1434		1504		1534		1604		1634		1704		1734		1804		1834		1904		1934		2004		2034	2104
Oxshott	d		1407		1437		1507		1537		1607		1637		1707		1737		1807		1837		1907		1937		2007		2037	2107
Cobham & Stoke D'Abernon	d		1411		1441		1511		1541		1611		1641		1711		1741		1811		1841		1911		1941		2011		2041	2111
Effingham Junction	d		1415	1433	1445	1503	1515	1533	1545	1603	1615	1633	1645	1703	1715	1733	1745	1803	1815	1833	1845	1903	1915	1933	1945	2003	2015	2033	2045	2115
Horsley	d		1418	1436	1448	1506	1518	1536	1548	1606	1618	1636	1648	1706	1718	1736	1748	1806	1818	1836	1848	1906	1918	1936	1948	2006	2018	2036	2048	2118
Clandon	d		1423	1441	1453	1511	1523	1541	1553	1611	1623	1641	1653	1711	1723	1741	1753	1811	1823	1841	1853	1911	1923	1941	1953	2011	2023	2041	2053	2123
London Rd	d		1428	1446	1458	1516	1528	1546	1558	1616	1628	1646	1658	1716	1728	1746	1758	1816	1828	1846	1858	1916	1928	1946	1958	2016	2028	2046	2058	2128
Guildford	a		1435	1453	1505	1523	1535	1553	1605	1623	1635	1653	1705	1723	1735	1753	1805	1823	1835	1853	1905	1923	1935	1953	2005	2023	2035	2053	2105	2135

Late night and weekend trains may be altered due to engineering works.  
Please check at [southwesttrains.co.uk](http://southwesttrains.co.uk) before travelling.



# Sunday

# London Waterloo to Guildford via Effingham Junction

	Operator	SW	SW A	SW	SW A	SW	SW A	SW	SW A	SW	SW A	SW	SW A	SW	SW A	SW	SW A	SW	SW A	SW	SW A	SW	SW A	SW	SW A	SW	SW A		
London Waterloo	d	0657b	0727g	0757b	0832	0857b	0932	0957b	1032	1057b	1132	1157b	1232	1300	1332	1400	1432	1500	1532	1600	1632	1700	1732	1800	1832	1900	1932	2000	2032
Vauxhall	d	0701b	0731g	0801b	0836	0901b	0936	1001b	1036	1101b	1136	1201b	1236	1304	1336	1404	1436	1504	1536	1604	1636	1704	1736	1804	1836	1904	1936	2004	2036
Clapham Junction	d	0706b	0736g	0806b	0841	0906b	0941	1006b	1041	1106b	1141	1206b	1241	1309	1341	1409	1441	1509	1541	1609	1641	1709	1741	1809	1841	1909	1941	2009	2041
Earlsfield	d	0709b	0739g	0809b	0844	0909b	0944	1009b	1044	1109b	1144	1209b	1244	1312	1344	1412	1444	1512	1544	1612	1644	1712	1744	1812	1844	1912	1944	2012	2044
Wimbledon	d	0716	0748	0817	0848	0917	0948	1017	1048	1117	1148	1217	1248	1316	1348	1416	1448	1516	1548	1616	1648	1716	1748	1816	1848	1916	1948	2016	2048
Raynes Park	d	0716b	0752	0816b	0852	0916b	0952	1016b	1052	1116b	1152	1216b	1252	1316b	1352	1416b	1452	1516b	1552	1616b	1652	1716b	1752	1816b	1852	1916b	1952	2016b	2052
Surbiton	d	0732		0832		0932		1032		1132		1232		1332		1432		1532		1632		1732		1832		1932		2032	
Hinchley Wood	d	0736		0836		0936		1036		1136		1236		1336		1436		1536		1636		1736		1836		1936		2036	
Claygate	d	0739		0839		0939		1039		1139		1239		1339		1439		1539		1639		1739		1839		1939		2039	
Oxshott	d	0742		0842		0942		1042		1142		1242		1342		1442		1542		1642		1742		1842		1942		2042	
Cobham & Stoke D'Abernon	d	0746		0846		0946		1046		1146		1246		1346		1446		1546		1646		1746		1846		1946		2046	
Effingham Junction	d	0750	0825	0850	0925	0950	1025	1050	1125	1150	1225	1250	1325	1350	1425	1450	1525	1550	1625	1650	1725	1750	1825	1850	1925	1950	2025	2050	2125
Horsley	d	0753	0827	0853	0927	0953	1027	1053	1127	1153	1227	1253	1327	1353	1427	1453	1527	1553	1627	1653	1727	1753	1827	1853	1927	1953	2027	2053	2127
Clandon	d	0758	0832	0858	0932	0958	1032	1058	1132	1158	1232	1258	1332	1358	1432	1458	1532	1558	1632	1658	1732	1758	1832	1858	1932	1958	2032	2058	2132
London Rd	d	0803	0837	0903	0937	1003	1037	1103	1137	1203	1237	1303	1337	1403	1437	1503	1537	1603	1637	1703	1737	1803	1837	1903	1937	2003	2037	2103	2137
Guildford	a	0810	0844	0910	0944	1010	1044	1110	1144	1210	1244	1310	1344	1410	1444	1510	1544	1610	1644	1710	1744	1810	1844	1910	1944	2010	2044	2110	2144

Late night and weekend trains may be altered due to engineering works. Please check at [southwesttrains.co.uk](http://southwesttrains.co.uk) before travelling.





## Guide to notes and symbols

SN Operated by Southern.

SW Operated by South West Trains.

a Arrival time.

b Change at Surbiton.

c Change at New Malden.

d Departure time.

e Change at Wimbledon.

g Change at Raynes Park.

**A** Service runs via Epsom (see Pocket Timetable 5).

**B** To London Bridge.

**C** To London Victoria.


**F** To Sutton.

**MO** Runs on Monday mornings only.

 Car Park.

 Interchange for London Underground services. Visit [tfl.gov.uk](http://tfl.gov.uk) for details.

 Interchange for Tramlink service to Croydon. Visit [tfl.gov.uk](http://tfl.gov.uk) for details.

 Minimum number of minutes you should allow to change trains at this station.

**#6** Refers to Pocket Timetable number which shows faster services to and from Clapham Junction and London Waterloo.

**★** Passengers travelling with cycles may not join or leave services at stations with train times shown in red.




















### Cycles on trains - Monday to Friday

At peak times the following restrictions apply in the area bounded by Reading, Hook, Alton, Guildford and Dorking.

Passengers travelling with cycles may not join or leave services timed to arrive in London Waterloo between 0715 and 1000 inclusive and departing London Waterloo between 1645 and 1900 Monday to Friday.

## Station information

See notes for explanation of symbols.

Guildford		<b>#6</b>	
London Rd (Guildford)			
Clandon			
Horsley			
Effingham Junction			
Cobham & Stoke D'Abernon			
Oxshott			
Claygate			
Hinchley Wood			
Surbiton			
Raynes Park			
Wimbledon	 		
Earlsfield			
Clapham Junction			
Vauxhall			
London Waterloo			



Visit us at

**southwesttrains.co.uk**



- Buying tickets online
- Train times
- Live train information - JourneyCheck
- Plan your journey
- Special offers and days out
- Latest news



## Customer Service Centre

### **0845 6000 650\***

Our UK based team are available 7 days a week from 6am to 10pm for:

- Ticket sales by credit or debit card
- Comments and suggestions

\*Calls charged at local rate and may be recorded.



## Assisted Travel

### **0800 5282 100**

Textphone 0800 6920 792

A freephone service open 6am - 10pm for older and disabled passengers.

We recommend booking assistance at least 24 hrs in advance.



## JourneyCheck Alerts

### **southwesttrains.co.uk/jca**

Keeping our registered customers up-to-date with their service running information, delays and alterations.



## Twitter

### **@SW\_Trains**

Follow South West Trains on Twitter and be the first to know what's happening on our network.



## National Rail Enquiries

Call National Rail Enquiries on **08457 48 49 50**

Train times, fares and rail information

Call Train Tracker on **0871 200 49 50**

Up to the minute times for today's trains

Text station name to Train Tracker **8 49 50**

Calls to TrainTracker cost 10p a minute from a BT fixed phone. Charges from other operators may vary.

TrainTracker is for direct trains only. TrainTracker texts cost 25p for each successful response (plus usual text costs).

South West Trains accepts no liability for any inaccuracy in the information contained in this publication which is subject to alteration. Please check before you travel. Stagecoach South Western Trains Limited.



**Please recycle**

Registered in England and Wales 5599788.

Registered office: Friars Bridge Court,  
41-45 Blackfriars Road, London SE1 8NZ.

A part of the Stagecoach Group plc.