

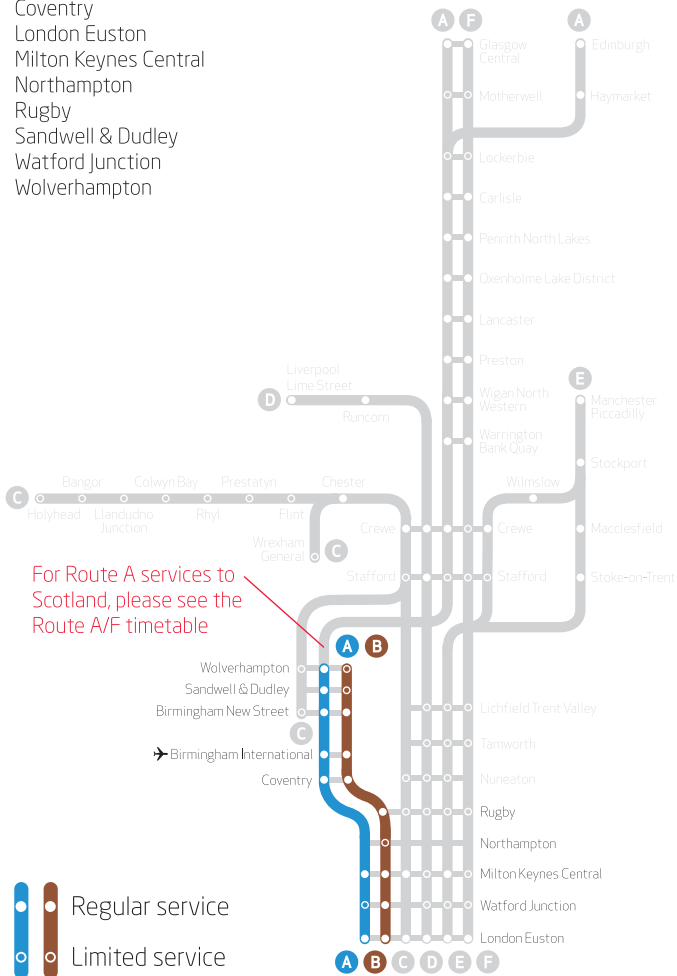
# Route timetable



## London - Birmingham - Wolverhampton

Stations served:

- Birmingham International
- Birmingham New Street
- Coventry
- London Euston
- Milton Keynes Central
- Northampton
- Rugby
- Sandwell & Dudley
- Watford Junction
- Wolverhampton



- Regular service
- Limited service

Full timetable information also available at [virgintrains.com](http://virgintrains.com)

@virgintrains virgintrains

# London-Birmingham-Wolverhampton

## Mondays to Saturdays

Notes: see page 11

| Special features      |   |      |       |      |      |             |
|-----------------------|---|------|-------|------|------|-------------|
| Period of operation   |   | MX   | MO    | MSX  | SO   | SO          |
| <b>London Euston</b>  | d |      |       |      |      | 0620 0623   |
| Watford Junction      | d |      |       |      |      | 0634u 0637u |
| Milton Keynes Central | d |      | 0012  | 0029 | 0028 | - -         |
| Northampton           | d |      | -     | -    | -    | - -         |
| Rugby                 | d | 0001 | 0046s | 0100 | 0105 | 0713 -      |
| Coventry              | a | 0010 | 0058s | 0113 | 0118 | 0722 0722   |
| Birmingham Intl →     | a | 0021 | 0109s | 0124 | 0129 | 0733 0733   |
| Birmingham New Street | a | 0032 | 0122s | 0136 | 0141 | 0745 0745   |
| Sandwell & Dudley     | a | -    | -     | -    | -    |             |
| <b>Wolverhampton </b> | a | 0103 | 0144  | 0207 | 0210 |             |

| Special features      |   |      |      |       |      |           |
|-----------------------|---|------|------|-------|------|-----------|
| Period of operation   |   | SX   |      |       |      |           |
| <b>London Euston</b>  | d | 0643 | 0703 | 0723  | 0743 | 0803 0823 |
| Watford Junction      | d | -    | -    | 0737u | -    | - 0837u   |
| Milton Keynes Central | d | 0713 | -    | -     | 0813 | - -       |
| Northampton           | d | -    | -    | -     | -    | - -       |
| Rugby                 | d | -    | 0751 | -     | -    | 0851 -    |
| Coventry              | a | 0742 | 0802 | 0822  | 0842 | 0902 0922 |
| Birmingham Intl →     | a | 0753 | 0813 | 0833  | 0853 | 0913 0933 |
| Birmingham New Street | a | 0808 | 0827 | 0845  | 0908 | 0927 0945 |
| Sandwell & Dudley     | a | 0824 |      |       | 0924 |           |
| <b>Wolverhampton </b> | a | 0837 |      |       | 0937 |           |

| Special features      |   |      |      |       |      |           |
|-----------------------|---|------|------|-------|------|-----------|
| Period of operation   |   |      |      |       |      |           |
| <b>London Euston</b>  | d | 0843 | 0903 | 0923  | 0943 | 1003 1023 |
| Watford Junction      | d | -    | -    | 0937u | -    | - 1037u   |
| Milton Keynes Central | d | 0913 | -    | -     | 1013 | - -       |
| Northampton           | d | -    | -    | -     | -    | - -       |
| Rugby                 | d | -    | 0951 | -     | -    | 1051 -    |
| Coventry              | a | 0942 | 1002 | 1022  | 1042 | 1102 1122 |
| Birmingham Intl →     | a | 0953 | 1013 | 1033  | 1053 | 1113 1133 |
| Birmingham New Street | a | 1008 | 1027 | 1045  | 1108 | 1127 1145 |
| Sandwell & Dudley     | a | 1024 |      |       | 1124 |           |
| <b>Wolverhampton </b> | a | 1037 |      |       | 1137 |           |

| Special features      |   |      |      |       |      |           |
|-----------------------|---|------|------|-------|------|-----------|
| Period of operation   |   |      |      |       |      |           |
| <b>London Euston</b>  | d | 1043 | 1103 | 1123  | 1143 | 1203 1223 |
| Watford Junction      | d | -    | -    | 1137u | -    | - 1237u   |
| Milton Keynes Central | d | 1113 | -    | -     | 1213 | - -       |
| Northampton           | d | -    | -    | -     | -    | - -       |
| Rugby                 | d | -    | 1151 | -     | -    | 1251 -    |
| Coventry              | a | 1142 | 1202 | 1222  | 1242 | 1302 1322 |
| Birmingham Intl →     | a | 1153 | 1213 | 1233  | 1253 | 1313 1333 |
| Birmingham New Street | a | 1208 | 1227 | 1245  | 1308 | 1327 1345 |
| Sandwell & Dudley     | a | 1224 |      |       | 1324 |           |
| <b>Wolverhampton </b> | a | 1237 |      |       | 1337 |           |



# London-Birmingham-Wolverhampton

## Mondays to Saturdays

Notes: see page 11



Special features

Period of operation

|   |   |      |      |       |      |      |       |
|---|---|------|------|-------|------|------|-------|
| <b>London Euston</b>  | d | 1243 | 1303 | 1323  | 1343 | 1403 | 1423  |
| Watford Junction  | d | -    | -    | 1337u | -    | -    | 1437u |
| Milton Keynes Central   | d | 1313 | -    | -     | 1413 | -    | -     |
| Northampton   | d | -    | -    | -     | -    | -    | -     |
| Rugby   | d | -    | 1351 | -     | -    | 1451 | -     |
| Coventry  | a | 1342 | 1402 | 1422  | 1442 | 1502 | 1522  |
| Birmingham Intl →   | a | 1353 | 1413 | 1433  | 1453 | 1513 | 1533  |
| Birmingham New Street  | a | 1408 | 1427 | 1445  | 1508 | 1527 | 1545  |
| Sandwell & Dudley   | a | 1424 |      |       | 1524 |      |       |
| <b>Wolverhampton </b>  | a | 1437 |      |       | 1537 |      |       |



Special features

Period of operation

|  |   |      |      |       |      |      |       |
|--|---|------|------|-------|------|------|-------|
| <b>London Euston</b>   | d | 1443 | 1503 | 1523  | 1543 | 1603 | 1623  |
| Watford Junction   | d | -    | -    | 1537u | -    | -    | 1637u |
| Milton Keynes Central  | d | 1513 | -    | -     | 1613 | -    | -     |
| Northampton  | d | -    | -    | -     | -    | -    | -     |
| Rugby  | d | -    | 1551 | -     | -    | 1651 | -     |
| Coventry   | a | 1542 | 1602 | 1622  | 1642 | 1702 | 1722  |
| Birmingham Intl →  | a | 1553 | 1613 | 1633  | 1653 | 1713 | 1733  |
| Birmingham New Street   | a | 1608 | 1627 | 1645  | 1708 | 1727 | 1745  |
| Sandwell & Dudley  | a | 1624 |      |       | 1724 |      |       |
| <b>Wolverhampton </b> | a | 1637 |      |       | 1737 |      |       |



Special features

Period of operation

|   |   |      |      |       |       |      |       |
|---|---|------|------|-------|-------|------|-------|
| <b>London Euston</b>  | d | 1643 | 1703 | 1723  | 1723  | 1743 | 1743  |
| Watford Junction  | d | -    | -    | 1737u | 1737u | -    | -     |
| Milton Keynes Central   | d | 1713 | -    | -     | -     | 1813 | 1813u |
| Northampton   | d | -    | -    | -     | -     | -    | -     |
| Rugby   | d | -    | 1751 | -     | -     | -    | -     |
| Coventry  | a | 1742 | 1802 | 1822  | 1822  | 1842 | 1842  |
| Birmingham Intl →   | a | 1753 | 1813 | 1833  | 1833  | 1853 | 1853  |
| Birmingham New Street  | a | 1808 | 1827 | 1845  | 1845  | 1908 | 1908  |
| Sandwell & Dudley   | a | 1824 |      | 1858  |       | 1924 | 1924  |
| <b>Wolverhampton </b>  | a | 1837 |      | 1911  |       | 1937 | 1937  |

Special features



Period of operation

|   |   |      |       |      |      |      |       |
|---|---|------|-------|------|------|------|-------|
| <b>London Euston</b>  | d | 1803 | 1823  | 1843 | 1903 | 1903 | 1923  |
| Watford Junction  | d | -    | 1837u | -    | -    | -    | 1937u |
| Milton Keynes Central   | d | -    | -     | 1913 | -    | -    | -     |
| Northampton   | d | -    | -     | -    | -    | -    | -     |
| Rugby   | d | 1851 | -     | -    | 1951 | 1951 | -     |
| Coventry  | a | 1902 | 1922  | 1942 | 2002 | 2002 | 2022  |
| Birmingham Intl →   | a | 1913 | 1933  | 1953 | 2013 | 2013 | 2033  |
| Birmingham New Street  | a | 1927 | 1945  | 2008 | 2027 | 2027 | 2045  |
| Sandwell & Dudley   | a |      | 1958  | 2024 | 2053 |      | 2058  |
| <b>Wolverhampton </b>  | a |      | 2011  | 2036 | 2108 |      | 2111  |



*All direct Virgin Trains services are highlighted by the route-coloured background*

**For help:** see 'Using Your Timetable' on page 5



Special features

| Period of operation   |   | SX   | SO   | SX   | SX    | SO    | SX   |
|---|---|------|------|------|-------|-------|------|
| <b>London Euston</b>  | d | 1943 | 1943 | 2003 | 2023  | 2025  | 2043 |
| Watford Junction  | d | -    | -    | -    | 2037u | 2040u | -    |
| Milton Keynes Central   | d | 2013 | 2021 | -    | -     | -     | 2113 |
| Northampton   | d | -    | -    | -    | -     | -     | -    |
| Rugby   | d | -    | -    | 2051 | -     | -     | -    |
| Coventry  | a | 2042 | 2050 | 2102 | 2124  | 2136  | 2142 |
| Birmingham Intl →   | a | 2053 | 2101 | 2113 | 2134  | 2150  | 2153 |
| Birmingham New Street  | a | 2108 | 2113 | 2127 | 2146  | 2204  | 2204 |
| Sandwell & Dudley   | a | 2124 | -    | -    | 2159  | 2224  | 2215 |
| <b>Wolverhampton </b>  | a | 2137 | 2138 | 2156 | 2212  | 2238  | 2230 |

Special features

| Period of operation  |   | SX   | SO    | SX    | A SO  | B SO  | SX    |
|--|---|------|-------|-------|-------|-------|-------|
| <b>London Euston</b>   | d | 2103 | 2103  | 2143  | 2143  | 2143  | 2230  |
| Watford Junction   | d | -    | 2118u | 2158u | 2158u | 2158u | 2245u |
| Milton Keynes Central  | d | 2134 | 2150  | 2217  | 2230  | 2230  | 2329  |
| Northampton  | d | -    | -     | -     | -     | -     | -     |
| Rugby  | d | 2157 | 2212  | -     | 2253  | 2306  | 0001  |
| Coventry   | a | 2206 | 2222  | 2246  | 2302  | 2315  | 0010  |
| Birmingham Intl →  | a | 2218 | 2233  | 2300  | 2313  | 2326  | 0021  |
| Birmingham New Street   | a | 2229 | 2245  | 2316  | 2325  | 2338  | 0032  |
| Sandwell & Dudley  | a | 2241 | 2256  | 2333  | 2336  | 2349  | -     |
| <b>Wolverhampton </b> | a | 2256 | 2310  | 2347  | 2350  | 0003  | 0103  |

Special features

| Period of operation   |   | FSX  | FO   |
|---|---|------|------|
| <b>London Euston</b>  | d | 2330 | 2330 |
| Watford Junction  | d | -    | -    |
| Milton Keynes Central   | d | 0029 | 0028 |
| Northampton   | d | -    | -    |
| Rugby   | d | 0100 | 0105 |
| Coventry  | a | 0113 | 0118 |
| Birmingham Intl →   | a | 0124 | 0129 |
| Birmingham New Street  | a | 0136 | 0141 |
| Sandwell & Dudley   | a | -    | -    |
| <b>Wolverhampton </b>  | a | 0207 | 0210 |



# London-Birmingham-Wolverhampton

## Sundays

Notes: see page 11



Special features

Period of operation

|   |   |       |       |       |       |       |      |
|---|---|-------|-------|-------|-------|-------|------|
| <b>London Euston</b>  | d | 0850  | 0950  | 1050  | 1150  | 1220  | 1240 |
| Watford Junction  | d | 0905u | 1005u | 1105u | 1205u | 1234u | -    |
| Milton Keynes Central   | d | 0938  | 1038  | 1138  | 1230  | -     | 1313 |
| Northampton   | d | -     | -     | -     | -     | -     | -    |
| Rugby   | d | 1014  | 1114  | 1214  | 1250  | -     | -    |
| Coventry  | a | 1023  | 1123  | 1223  | 1259  | 1322  | 1342 |
| Birmingham Intl →   | a | 1034  | 1134  | 1234  | 1310  | 1333  | 1353 |
| Birmingham New Street  | a | 1047  | 1147  | 1247  | 1325  | 1345  | 1408 |
| Sandwell & Dudley   | a | 1058  | 1158  | 1258  |       | 1356  | 1424 |
| <b>Wolverhampton </b>  | a | 1113  | 1213  | 1313  |       | 1410  | 1437 |



Special features

Period of operation

|  |   |      |       |      |      |       |      |
|--|---|------|-------|------|------|-------|------|
| <b>London Euston</b>   | d | 1300 | 1320  | 1340 | 1400 | 1420  | 1440 |
| Watford Junction   | d | -    | 1334u | -    | -    | 1434u | -    |
| Milton Keynes Central  | d | -    | -     | 1413 | -    | -     | 1513 |
| Northampton  | d | -    | -     | -    | -    | -     | -    |
| Rugby  | d | 1351 | -     | -    | 1451 | -     | -    |
| Coventry   | a | 1402 | 1422  | 1442 | 1502 | 1522  | 1542 |
| Birmingham Intl →  | a | 1413 | 1433  | 1453 | 1513 | 1533  | 1553 |
| Birmingham New Street   | a | 1425 | 1445  | 1508 | 1525 | 1545  | 1608 |
| Sandwell & Dudley  | a |      |       | 1524 |      |       | 1624 |
| <b>Wolverhampton </b> | a |      |       | 1537 |      |       | 1637 |



Special features

Period of operation

|   |   |      |       |      |      |       |      |
|---|---|------|-------|------|------|-------|------|
| <b>London Euston</b>  | d | 1500 | 1520  | 1540 | 1600 | 1620  | 1640 |
| Watford Junction  | d | -    | 1534u | -    | -    | 1634u | -    |
| Milton Keynes Central   | d | -    | -     | 1613 | -    | -     | 1713 |
| Northampton   | d | -    | -     | -    | -    | -     | -    |
| Rugby   | d | 1551 | -     | -    | 1651 | -     | -    |
| Coventry  | a | 1603 | 1622  | 1642 | 1702 | 1722  | 1742 |
| Birmingham Intl →   | a | 1613 | 1633  | 1653 | 1713 | 1733  | 1753 |
| Birmingham New Street  | a | 1625 | 1645  | 1708 | 1725 | 1745  | 1808 |
| Sandwell & Dudley   | a |      |       | 1724 |      |       | 1824 |
| <b>Wolverhampton </b>  | a |      |       | 1737 |      |       | 1837 |

Special features

Period of operation



|   |   |      |       |      |      |       |      |
|---|---|------|-------|------|------|-------|------|
| <b>London Euston</b>  | d | 1700 | 1720  | 1740 | 1800 | 1820  | 1840 |
| Watford Junction  | d | -    | 1734u | -    | -    | 1834u | -    |
| Milton Keynes Central   | d | -    | -     | 1813 | -    | -     | 1913 |
| Northampton   | d | -    | -     | -    | -    | -     | -    |
| Rugby   | d | 1751 | -     | -    | 1851 | -     | -    |
| Coventry  | a | 1802 | 1822  | 1842 | 1902 | 1922  | 1942 |
| Birmingham Intl →   | a | 1813 | 1833  | 1853 | 1913 | 1933  | 1953 |
| Birmingham New Street  | a | 1825 | 1844  | 1908 | 1925 | 1945  | 2008 |
| Sandwell & Dudley   | a |      |       | 1924 | 1948 |       | 2024 |
| <b>Wolverhampton </b>  | a |      |       | 1937 | 2002 |       | 2037 |

*All direct Virgin Trains services are highlighted by the route-coloured background*

**For help:** see 'Using Your Timetable' on page 5



Special features

Period of operation



|   |   |      |       |      |      |       |      |
|---|---|------|-------|------|------|-------|------|
| <b>London Euston</b>  | d | 1900 | 1920  | 1940 | 2000 | 2018  | 2038 |
| Watford Junction  | d | -    | 1934u | -    | -    | 2032u | -    |
| Milton Keynes Central   | d | -    | -     | 2013 | -    | -     | 2116 |
| Northampton   | d | -    | -     | -    | -    | -     | -    |
| Rugby   | d | 1951 | -     | -    | 2051 | -     | -    |
| Coventry  | a | 2003 | 2022  | 2042 | 2103 | 2120  | 2146 |
| Birmingham Intl →   | a | 2013 | 2033  | 2053 | 2113 | 2131  | 2157 |
| Birmingham New Street  | a | 2025 | 2045  | 2108 | 2125 | 2144  | 2209 |
| Sandwell & Dudley   | a | 2035 | 2056  | 2124 |      | 2156  | 2224 |
| <b>Wolverhampton </b>  | a | 2047 | 2110  | 2137 |      | 2210  | 2238 |

Special features

Period of operation

|  |   |       |       |       |       |  |  |
|--|---|-------|-------|-------|-------|--|--|
| <b>London Euston</b>   | d | 2054  | 2155  | 2225  | 2325  |  |  |
| Watford Junction   | d | 2110u | 2209u | 2239u | 2339u |  |  |
| Milton Keynes Central  | d | 2143  | 2245  | 2312  | 0012  |  |  |
| Northampton  | d | -     | -     | -     | -     |  |  |
| Rugby  | d | 2207  | 2323  | 2348  | 0046s |  |  |
| Coventry   | a | 2216  | 2333  | 2357  | 0058s |  |  |
| Birmingham Intl →  | a | 2227  | 2344  | 0008  | 0109s |  |  |
| Birmingham New Street   | a | 2239  | 2356  | 0021  | 0122s |  |  |
| Sandwell & Dudley  | a | 2251  | -     | -     | -     |  |  |
| <b>Wolverhampton </b> | a | 2306  | 0017  | 0043  | 0144  |  |  |

## Notes

-  Breakfast served to customers in First Class on Mondays to Fridays
-  Hot snacks served to customers in First Class on Mondays to Fridays
- a Arrival time
- d Departure time
- s Stops to set down only
- u Stops to pick up only

## Period of operation and notes

- A Until 14 June and from 13 September
- B 21 June to 6 September
- FO Fridays only
- FSX Fridays and Saturdays excepted
- MSX Mondays and Saturdays excepted
- R** On Fridays this service is extremely busy. Reservations are required and customers without a reservation may be refused boarding and be required to travel on other services
- SO Saturdays only
- SX Saturdays excepted

# Wolverhampton-Birmingham-London

## Mondays to Saturdays

Notes: see page 17

| Special features      |    |       |       |       |      |      |      |
|-----------------------|----|-------|-------|-------|------|------|------|
| Period of operation   | MX | SX    | SX    | SX    | SO   | SX   |      |
| <b>Wolverhampton</b>  | d  | 0500  | 0524  |       |      | 0545 |      |
| Sandwell & Dudley     | d  | -     | 0534  |       |      | 0555 |      |
| Birmingham New Street | d  | 0529  | 0550  |       | 0550 | 0610 |      |
| Birmingham Intl       | d  | 0540  | 0600  |       | 0600 | 0620 |      |
| Coventry              | d  | 0551  | 0611  |       | 0611 | 0631 |      |
| Rugby                 | a  | 0601  | -     | 0620d | 0623 | -    |      |
| Northampton           | a  | -     | -     | 0640  | -    | -    |      |
| Milton Keynes Central | a  | 0024d | 0624  | 0638  | -    | -    | 0659 |
| Watford Junction      | a  | 0052s | 0645s | -     | -    | -    |      |
| <b>London Euston</b>  | a  | 0115  | 0704  | 0713  | 0731 | 0717 | 0734 |

| Special features      |    |       |       |       |       |      |      |
|-----------------------|----|-------|-------|-------|-------|------|------|
| Period of operation   | SO | SX    | SO    | SX    | SO    | SX   |      |
| <b>Wolverhampton</b>  | d  | 0545  | 0604  | 0606  | 0627  | 0627 | 0645 |
| Sandwell & Dudley     | d  | 0556  | 0615  | 0617  | 0638  | 0637 | 0656 |
| Birmingham New Street | d  | 0610  | 0630  | 0630  | 0650  | 0650 | 0710 |
| Birmingham Intl       | d  | 0620  | 0640  | 0640  | 0700  | 0700 | 0720 |
| Coventry              | d  | 0631  | 0651  | 0651  | 0711  | 0711 | 0731 |
| Rugby                 | a  | -     | -     | -     | -     | 0721 | -    |
| Northampton           | a  | -     | -     | -     | -     | -    | -    |
| Milton Keynes Central | a  | 0659  | -     | -     | 0740s | -    | -    |
| Watford Junction      | a  | 0719s | 0737s | 0736s | -     | -    | -    |
| <b>London Euston</b>  | a  | 0738  | 0753  | 0755  | 0815  | 0817 | 0831 |

| Special features      |    |      |      |      |       |      |      |
|-----------------------|----|------|------|------|-------|------|------|
| Period of operation   | SO | SX   | SX   | SO   | SX    | SO   |      |
| <b>Wolverhampton</b>  | d  | 0645 | 0705 |      | 0705  | 0724 | 0725 |
| Sandwell & Dudley     | d  | 0656 | 0715 |      | 0714  | -    | -    |
| Birmingham New Street | d  | 0710 | 0730 |      | 0730  | 0750 | 0750 |
| Birmingham Intl       | d  | 0720 | -    | 0741 | 0740  | 0800 | 0800 |
| Coventry              | d  | 0731 | -    | 0752 | 0751  | 0811 | 0811 |
| Rugby                 | a  | -    | -    | -    | -     | 0821 | 0822 |
| Northampton           | a  | -    | -    | -    | -     | -    | -    |
| Milton Keynes Central | a  | 0758 | -    | -    | -     | -    | -    |
| Watford Junction      | a  | -    | -    | -    | 0837s | -    | -    |
| <b>London Euston</b>  | a  | 0835 | 0843 | 0850 | 0856  | 0915 | 0915 |

| Special features      |    |       |      |      |       |      |      |
|-----------------------|----|-------|------|------|-------|------|------|
| Period of operation   | SX | SO    | SX   | SO   |       | SX   |      |
| <b>Wolverhampton</b>  | d  | 0745  | 0745 |      |       | 0845 |      |
| Sandwell & Dudley     | d  | 0757  | 0755 |      |       | 0855 |      |
| Birmingham New Street | d  | 0810  | 0810 | 0830 | 0830  | 0850 | 0910 |
| Birmingham Intl       | d  | 0821  | 0820 | 0840 | 0840  | 0900 | 0920 |
| Coventry              | d  | 0831  | 0830 | 0851 | 0851  | 0911 | 0931 |
| Rugby                 | a  | -     | -    | -    | -     | 0922 | -    |
| Northampton           | a  | -     | -    | -    | -     | -    | -    |
| Milton Keynes Central | a  | -     | 0858 | 0918 | -     | -    | 0958 |
| Watford Junction      | a  | 0916s | -    | -    | 0939s | -    | -    |
| <b>London Euston</b>  | a  | 0934  | 0935 | 0955 | 0959  | 1015 | 1032 |

*All direct Virgin Trains services are highlighted by the route-coloured background*

**For help:** see 'Using Your Timetable' on page 5

| Special features      |   |      |       |      |      |       |
|-----------------------|---|------|-------|------|------|-------|
| Period of operation   |   | SO   |       | SO   | SX   |       |
| <b>Wolverhampton</b>  | d | 0845 |       | 0945 | 0945 |       |
| Sandwell & Dudley     | d | 0855 |       | 0955 | 0955 |       |
| Birmingham New Street | d | 0910 | 0930  | 0950 | 1010 | 1030  |
| Birmingham Intl       | d | 0920 | 0940  | 1000 | 1020 | 1040  |
| Coventry              | d | 0931 | 0951  | 1011 | 1031 | 1051  |
| Rugby                 | a | -    | -     | 1022 | -    | -     |
| Northampton           | a | -    | -     | -    | -    | -     |
| Milton Keynes Central | a | 0958 | -     | -    | 1058 | 1058  |
| Watford Junction      | a | -    | 1039s | -    | -    | 1139s |
| <b>London Euston</b>  | a | 1035 | 1055  | 1115 | 1133 | 1155  |

| Special features      |   |      |      |      |       |      |
|-----------------------|---|------|------|------|-------|------|
| Period of operation   |   | SO   | SX   |      | SX    |      |
| <b>Wolverhampton</b>  | d | 1045 | 1045 |      |       | 1145 |
| Sandwell & Dudley     | d | 1055 | 1055 |      |       | 1155 |
| Birmingham New Street | d | 1050 | 1110 | 1110 | 1130  | 1150 |
| Birmingham Intl       | d | 1100 | 1120 | 1120 | 1140  | 1200 |
| Coventry              | d | 1111 | 1131 | 1131 | 1151  | 1211 |
| Rugby                 | a | 1122 | -    | -    | -     | 1222 |
| Northampton           | a | -    | -    | -    | -     | -    |
| Milton Keynes Central | a | -    | 1158 | 1159 | -     | -    |
| Watford Junction      | a | -    | -    | -    | 1239s | -    |
| <b>London Euston</b>  | a | 1215 | 1233 | 1234 | 1255  | 1315 |

| Special features      |   |      |       |      |      |       |
|-----------------------|---|------|-------|------|------|-------|
| Period of operation   |   | SO   |       |      |      |       |
| <b>Wolverhampton</b>  | d | 1145 |       |      | 1245 |       |
| Sandwell & Dudley     | d | 1155 |       |      | 1255 |       |
| Birmingham New Street | d | 1210 | 1230  | 1250 | 1310 | 1330  |
| Birmingham Intl       | d | 1220 | 1240  | 1300 | 1320 | 1340  |
| Coventry              | d | 1230 | 1251  | 1311 | 1331 | 1351  |
| Rugby                 | a | -    | -     | 1322 | -    | -     |
| Northampton           | a | -    | -     | -    | -    | -     |
| Milton Keynes Central | a | 1258 | -     | -    | 1358 | -     |
| Watford Junction      | a | -    | 1339s | -    | -    | 1439s |
| <b>London Euston</b>  | a | 1334 | 1355  | 1415 | 1433 | 1455  |

| Special features      |   |      |       |      |      |       |
|-----------------------|---|------|-------|------|------|-------|
| Period of operation   |   |      |       | SX   | SO   |       |
| <b>Wolverhampton</b>  | d | 1345 |       | 1445 | 1445 |       |
| Sandwell & Dudley     | d | 1355 |       | 1455 | 1455 |       |
| Birmingham New Street | d | 1410 | 1430  | 1450 | 1510 | 1530  |
| Birmingham Intl       | d | 1420 | 1440  | 1500 | 1520 | 1540  |
| Coventry              | d | 1430 | 1451  | 1511 | 1531 | 1551  |
| Rugby                 | a | -    | -     | 1522 | -    | -     |
| Northampton           | a | -    | -     | -    | -    | -     |
| Milton Keynes Central | a | 1458 | -     | -    | 1558 | 1558  |
| Watford Junction      | a | -    | 1539s | -    | -    | 1639s |
| <b>London Euston</b>  | a | 1534 | 1555  | 1615 | 1632 | 1634  |



# Wolverhampton-Birmingham-London

## Mondays to Saturdays

Notes: see page 17

Special features

| Period of operation   |   | SO   | SX   |      |       |           |
|-----------------------|---|------|------|------|-------|-----------|
| <b>Wolverhampton</b>  | d | 1545 | 1545 |      |       | 1645      |
| Sandwell & Dudley     | d | 1555 | 1555 |      |       | 1655      |
| Birmingham New Street | d | 1550 | 1610 | 1610 | 1630  | 1650 1710 |
| Birmingham Intl       | d | 1600 | 1620 | 1620 | 1640  | 1700 1720 |
| Coventry              | d | 1611 | 1630 | 1631 | 1651  | 1711 1731 |
| Rugby                 | a | 1622 | -    | -    | -     | 1722 -    |
| Northampton           | a | -    | -    | -    | -     | -         |
| Milton Keynes Central | a | -    | 1658 | 1658 | -     | - 1758    |
| Watford Junction      | a | -    | -    | -    | 1739s | - -       |
| <b>London Euston</b>  | a | 1715 | 1734 | 1734 | 1755  | 1815 1834 |

Special features

| Period of operation   |   | SO    | SX    | SO   | SX   | SO        |
|-----------------------|---|-------|-------|------|------|-----------|
| <b>Wolverhampton</b>  | d |       |       |      |      | 1745      |
| Sandwell & Dudley     | d |       |       |      |      | 1755      |
| Birmingham New Street | d | 1730  | 1730  | 1750 | 1750 | 1810 1830 |
| Birmingham Intl       | d | 1740  | 1740  | 1800 | 1800 | 1820 1840 |
| Coventry              | d | 1751  | 1751  | 1811 | 1811 | 1831 1851 |
| Rugby                 | a | -     | -     | 1822 | 1822 | - -       |
| Northampton           | a | -     | -     | -    | -    | -         |
| Milton Keynes Central | a | -     | -     | -    | -    | 1858 -    |
| Watford Junction      | a | 1839s | 1839s | -    | -    | - 1939s   |
| <b>London Euston</b>  | a | 1855  | 1856  | 1915 | 1917 | 1932 1955 |

Special features

| Period of operation   |   | SX    | SX   | SO   | SX   | SO    | SX    |
|-----------------------|---|-------|------|------|------|-------|-------|
| <b>Wolverhampton</b>  | d |       |      |      | 1845 | 1845  |       |
| Sandwell & Dudley     | d |       |      |      | 1855 | 1855  |       |
| Birmingham New Street | d | 1830  | 1850 | 1850 | 1910 | 1910  | 1930  |
| Birmingham Intl       | d | 1840  | 1900 | 1900 | 1920 | 1920  | 1940  |
| Coventry              | d | 1851  | 1911 | 1911 | 1931 | 1931  | 1951  |
| Rugby                 | a | -     | 1922 | 1922 | -    | 1942  | 2002  |
| Northampton           | a | -     | -    | -    | -    | -     | -     |
| Milton Keynes Central | a | -     | -    | -    | 1958 | 2005  | -     |
| Watford Junction      | a | 1939s | -    | -    | -    | 2034s | 2041s |
| <b>London Euston</b>  | a | 1956  | 2015 | 2023 | 2034 | 2055  | 2058  |




Special features

| Period of operation   |   | SX    | SO    | SX   | SO    | SX    | A SO  |
|-----------------------|---|-------|-------|------|-------|-------|-------|
| <b>Wolverhampton</b>  | d | 1945  | 1945  |      | 2045  | 2047  | 2107  |
| Sandwell & Dudley     | d | 1955  | 1956  |      | 2056  | 2057  | 2117  |
| Birmingham New Street | d | 2010  | 2010  | 2050 | 2110  | 2110  | 2130  |
| Birmingham Intl       | d | 2020  | 2020  | 2100 | 2120  | 2120  | 2140  |
| Coventry              | d | 2031  | 2031  | 2111 | 2131  | 2131  | 2151  |
| Rugby                 | a | -     | 2042  | 2122 | 2142  | -     | 2201  |
| Northampton           | a | -     | -     | -    | -     | -     | -     |
| Milton Keynes Central | a | 2058  | 2104  | -    | 2204  | 2158  | 2225  |
| Watford Junction      | a | 2119s | 2135s | -    | 2234s | 2220s | 2311s |
| <b>London Euston</b>  | a | 2139  | 2157  | 2213 | 2255  | 2243  | 2330  |

*All direct Virgin Trains services are highlighted by the route-coloured background*

**For help:** see 'Using Your Timetable' on page 5

Special features

| Period of operation   |   | B SO  | SX    | SX    |
|---|---|-------|-------|-------|
| <b>Wolverhampton</b>   | d | 2107  | 2145  | 2245  |
| Sandwell & Dudley   | d | 2117  | 2156  | 2255  |
| Birmingham New Street  | d | 2130  | 2210  | 2310  |
| Birmingham Intl        | d | 2140  | 2220  | 2320  |
| Coventry  | d | 2151  | 2231  | 2331  |
| Rugby   | a | 2201  | 2243  | 2343  |
| Northampton   | a | -     | -     | 0005s |
| Milton Keynes Central   | a | 2236  | 2306  | 0023  |
| Watford Junction  | a | 2311s | 2339s | 0052s |
| <b>London Euston</b>  | a | 2330  | 0006  | 0115  |




# Wolverhampton-Birmingham-London

## Sundays

Notes: see page 17




Special features

Period of operation

|   |   |       |       |       |      |      |      |
|---|---|-------|-------|-------|------|------|------|
| <b>Wolverhampton</b>   | d | 0805  | 0905  | 1005  | 1105 |      | 1145 |
| Sandwell & Dudley   | d | 0815  | 0915  | 1015  | 1115 |      | 1157 |
| Birmingham New Street  | d | 0830  | 0930  | 1030  | 1130 | 1150 | 1210 |
| Birmingham Intl        | d | 0840  | 0940  | 1040  | 1140 | 1200 | 1220 |
| Coventry  | d | 0851  | 0951  | 1051  | 1151 | 1211 | 1231 |
| Rugby   | a | 0902  | 1002  | 1102  | 1203 | 1223 | -    |
| Northampton   | a | -     | -     | -     | -    | -    | -    |
| Milton Keynes Central   | a | 0937  | 1037  | 1137  | 1226 | -    | 1300 |
| Watford Junction  | a | 1007s | 1111s | 1208s | -    | -    | -    |
| <b>London Euston</b>  | a | 1028  | 1131  | 1227  | 1306 | 1320 | 1338 |




Special features

Period of operation

|   |   |       |      |      |       |      |      |
|---|---|-------|------|------|-------|------|------|
| <b>Wolverhampton</b>   | d |       |      | 1245 |       |      | 1345 |
| Sandwell & Dudley   | d |       |      | 1255 |       |      | 1355 |
| Birmingham New Street  | d | 1230  | 1250 | 1310 | 1330  | 1350 | 1410 |
| Birmingham Intl        | d | 1240  | 1300 | 1320 | 1340  | 1400 | 1420 |
| Coventry  | d | 1251  | 1311 | 1331 | 1351  | 1411 | 1431 |
| Rugby   | a | -     | 1323 | -    | -     | 1424 | -    |
| Northampton   | a | -     | -    | -    | -     | -    | -    |
| Milton Keynes Central   | a | -     | -    | 1358 | -     | -    | 1458 |
| Watford Junction  | a | 1338s | -    | -    | 1438s | -    | -    |
| <b>London Euston</b>  | a | 1357  | 1418 | 1438 | 1457  | 1518 | 1539 |




Special features

Period of operation

|   |   |       |      |      |       |      |      |
|---|---|-------|------|------|-------|------|------|
| <b>Wolverhampton</b>   | d |       |      | 1445 |       |      | 1545 |
| Sandwell & Dudley   | d |       |      | 1456 |       |      | 1556 |
| Birmingham New Street  | d | 1430  | 1450 | 1510 | 1530  | 1550 | 1610 |
| Birmingham Intl        | d | 1440  | 1500 | 1520 | 1540  | 1600 | 1620 |
| Coventry  | d | 1451  | 1511 | 1531 | 1551  | 1611 | 1631 |
| Rugby   | a | -     | 1524 | -    | -     | 1623 | -    |
| Northampton   | a | -     | -    | -    | -     | -    | -    |
| Milton Keynes Central   | a | -     | -    | 1558 | -     | -    | 1658 |
| Watford Junction  | a | 1538s | -    | -    | 1638s | -    | -    |
| <b>London Euston</b>  | a | 1557  | 1618 | 1639 | 1657  | 1717 | 1738 |

Special features

Period of operation




|   |   |       |      |      |       |      |      |
|---|---|-------|------|------|-------|------|------|
| <b>Wolverhampton</b>   | d |       |      | 1645 |       |      | 1745 |
| Sandwell & Dudley   | d |       |      | 1656 |       |      | 1756 |
| Birmingham New Street  | d | 1630  | 1650 | 1710 | 1730  | 1750 | 1810 |
| Birmingham Intl        | d | 1640  | 1700 | 1720 | 1740  | 1800 | 1820 |
| Coventry  | d | 1651  | 1711 | 1729 | 1751  | 1811 | 1831 |
| Rugby   | a | -     | 1723 | -    | -     | 1823 | -    |
| Northampton   | a | -     | -    | -    | -     | -    | -    |
| Milton Keynes Central   | a | -     | -    | 1758 | -     | -    | 1858 |
| Watford Junction  | a | 1738s | -    | -    | 1838s | -    | -    |
| <b>London Euston</b>  | a | 1757  | 1818 | 1838 | 1857  | 1917 | 1939 |

*All direct Virgin Trains services are highlighted by the route-coloured background*

**For help:** see 'Using Your Timetable' on page 5




Special features

Period of operation



|   |   |       |      |      |       |      |       |
|---|---|-------|------|------|-------|------|-------|
| <b>Wolverhampton</b>   | d |       |      | 1845 |       | 1942 |       |
| Sandwell & Dudley   | d |       |      | 1856 |       | 1956 |       |
| Birmingham New Street  | d | 1830  | 1850 | 1910 | 1930  | 2010 | 2030  |
| Birmingham Intl        | d | 1840  | 1900 | 1920 | 1940  | 2020 | 2040  |
| Coventry  | d | 1851  | 1914 | 1931 | 1951  | 2031 | 2051  |
| Rugby   | a | -     | 1924 | -    | -     | -    | 2103  |
| Northampton   | a | -     | -    | -    | -     | -    | -     |
| Milton Keynes Central   | a | -     | -    | 1958 | -     | 2059 | 2126  |
| Watford Junction  | a | 1938s | -    | -    | 2038s | -    | 2202s |
| <b>London Euston</b>  | a | 1957  | 2018 | 2039 | 2057  | 2148 | 2223  |

Special features

Period of operation

|   |   |       |       |       |  |  |  |
|---|---|-------|-------|-------|--|--|--|
| <b>Wolverhampton</b>   | d | 2105  | 2205  | 2237  |  |  |  |
| Sandwell & Dudley   | d | 2117  | 2216  | 2248  |  |  |  |
| Birmingham New Street  | d | 2130  | 2230  | 2300  |  |  |  |
| Birmingham Intl        | d | 2140  | 2240  | 2310  |  |  |  |
| Coventry  | d | 2151  | 2251  | 2321  |  |  |  |
| Rugby   | a | 2202  | 2303  | 2334  |  |  |  |
| Northampton   | a | -     | -     | 2354s |  |  |  |
| Milton Keynes Central   | a | 2235  | 2336  | 0013s |  |  |  |
| Watford Junction  | a | 2305s | 0006s | 0043s |  |  |  |
| <b>London Euston</b>  | a | 2325  | 0027  | 0105  |  |  |  |

## Notes

-  Breakfast served to customers in First Class on Mondays to Fridays
-  Hot snacks served to customers in First Class on Mondays to Fridays
- a Arrival time
- d Departure time
- s Stops to set down only

## Period of operation and notes

- A Until 14 June and from 13 September
- B 21 June to 6 September
- MX Mondays excepted
- R** On Fridays this service is extremely busy. Reservations are recommended and customers without a reservation may be refused boarding and be required to travel on other services
- SO Saturdays only
- SX Saturdays excepted