

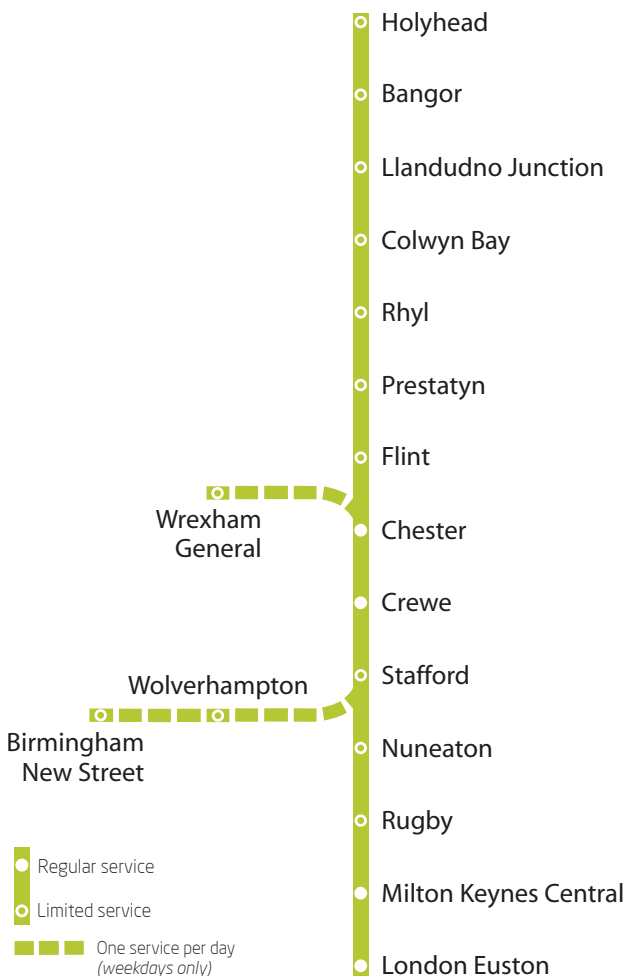
Virgin Trains

Train times

D

London & the West Midlands - Chester & North Wales

10 September - 8 December 2012



Further timetable information
at virgintrains.com




Part of the **National Rail** network



Understanding this timetable

Below is an explanation of the information that you will find on the pages of this timetable. You will need to refer to the notes alongside the timetable for an explanation of the symbols and code letters used.

Mondays to Fridays

Special features					
Period of operation					FO
London Euston	d	0635	1510	1610	2340
Watford Junction	d	0650u	1525u	1625u	-
Milton Keynes Central	d	0710	1556r	-	0026
Northampton	d	-	-	-	-
Rugby	d	-	1604	-	-
Coventry	a	0744	1614	1713	0135s
Birmingham Intl 	a	0757	1627	1726	0148s
Birmingham New Street	a	0809	1641	1741	0200s
Sandwell & Dudley	a	0822			-
Wolverhampton	a	0836			0234

Note: stations and times shown are examples only.

- A** Our timetables are divided into Mondays-Fridays, Saturdays and Sundays as services vary between them. When our services are seriously affected by prolonged engineering works you may find that there are two different sets of times for some days of the week. **Please check that you are reading the right one for the day that you intend to travel.**
- B** **Special features** include catering arrangements onboard and substitute road services during engineering work. See the notes and special features sections for an explanation of the symbols used in this timetable.
- C** **Period of operation** highlights any services that run for only part of the time period covered by this timetable or any additional station stops not listed. See the notes section for an explanation of the letters used in this timetable.
- D** Stations along the route are listed on the left side of timetable. Where a timetable is wide, they are repeated on the right side to make it easier to relate times to stations.
- E** The train stops here at the time shown.
- F** You will need to change trains to arrive or depart here at the time shown. The note (e.g. 'm') beside the time indicates where you need to change.
- G** The train does not stop here and there is no connecting service.
- H** The letters 'a' and 'd' indicate arrival and departure times.
- I** Minimum connection time required, in minutes, when changing trains at this station.
- J** Complimentary breakfast on morning journeys, and meal service on evening trains are served to customers in First Class joining at stations shaded in the relevant darker route colour.

Timetable information

National Rail Enquiries 08457 48 49 50

(Please note, calls to this number may be recorded)

www.nationalrail.co.uk

www.virgintrains.com

Your local staffed station

Customer Relations

0845 000 8000

(Please note, calls to this number may be recorded)

0121 654 7528 (textphone)

or write to

Customer Relations, Virgin Trains, PO Box 713,
Birmingham, B5 4HH

customer.relations@virgintrains.co.uk

*If you have a complaint and are not satisfied with the response you receive please contact **Passenger Focus** on **0300 123 2350**, email them at **advice@passengerfocus.org.uk** or write to them at **PO Box 4257, Manchester M60 3AR**. If you live in the London area please contact **London TravelWatch, 6 Middle Street, London EC1A 7JA** or phone **020 7505 9000**.*

Travelling with us

Virgin Trains services in this timetable are operated by our state-of-the-art Super Voyager trains.

These trains are unique and stylish in design, operate at a top speed of 125mph and tilt into the corners on our routes. They also have exciting onboard innovations including Wi-Fi internet, a walk in shop selling food, drinks and travel essentials, plus power points for charging laptops and mobile phones at every table!

First Class customers will receive complimentary refreshments, and on weekdays, a choice of hot or cold dishes from either our Breakfast, Light Bites or Evening Meal selections, depending on the time of day. Complimentary alcoholic drinks are also served to customers aged over 18 on all weekday services, except Breakfast. On certain routes and where journey times are shorter, a limited service will be offered.



Breakfast served to customers in First Class



Evening meal served to customers in First Class

During the validity of this timetable, engineering work may take place on some weekends. This timetable shows the basic service for Saturdays and Sundays, but variations may occur. Please check your weekend travel details immediately before travelling with National Rail Enquiries or at virgintrains.com

Notes

- a Arrival time
- c Change at Crewe
- d Departure time
- g Change at Bangor
- h Change at Chester
- j Change at Llandudno Junction
- k Change at Chester and Llandudno Junction
- m Change at Milton Keynes Central
- u Stops to pick up only
















Period of operation and notes












- A From Birmingham New Street 0530 and Wolverhampton 0548
- B Also calls Nuneaton 1812
- C Also calls Nuneaton 1913
- D Also calls Nuneaton 1813
- R** On Fridays this service is extremely busy. Reservations are recommended and customers without a reservation may be refused boarding and required to travel on other services













London and the West Midlands-North Wales

Mondays to Fridays

Notes: see page 4

Special features						
Period of operation	A					
London Euston	d	0710	0810	0910	1010	1110
Watford Junction 	d	0651c	0802m	0901m	1001m	1101m
Milton Keynes Central 	d	0741	0841	0941	1041	1141
Crewe 	d	0623	0849	0949	1049	1149
Chester 	a	0643	0912	1009	1109	1212
Wrexham General	a	0735h	0942h	1035h	1144h	1234h
Flint 	a	0657	0935h	1028	1137h	1235h
Prestatyn 	a	0710	0949h	1041	1151h	1249h
Rhyl 	a	0716	0955h	1047	1142	1255h
Colwyn Bay 	a	0726	1005h	1058	1153	1305h
Llandudno Junction 	a	0732	1011h	1104	1200	1311h
Llandudno	a	0806j	1038k	1136j	1238j	1338k
Bangor (Gwynedd) 	a	0749	1028h	1127	1216	1328h
Holyhead	a	0823	1107h	1214g	1250	1413h

Special features							
Period of operation						B	
London Euston	d	1210	1310	1410	1510	1610	1710
Watford Junction 	d	1201m	1301m	1401m	1501m	1601m	1641m
Milton Keynes Central 	d	1241	1341	1441	1541	1640u	1740u
Crewe 	d	1349	1449	1549	1649	1749	1856
Chester 	a	1412	1512	1612	1712	1808	1915
Wrexham General	a	1434h	1536h	1635h	1746h	1836h	1944h
Flint 	a	1435h	1536h	1637h	1741h	1822	1934
Prestatyn 	a	1449h	1550h	1651h	1755h	1835	1947
Rhyl 	a	1455h	1556h	1657h	1801h	1841	1953
Colwyn Bay 	a	1505h	1606h	1707h	1815h	1852	2004
Llandudno Junction 	a	1511h	1612h	1713h	1820h	1858	2010
Llandudno	a	1606k	1706k	1806k	1836k	1938j	2040j
Bangor (Gwynedd) 	a	1528h	1634h	1733h	1842h	1921	2027
Holyhead	a	1615h	1711h	1819h	1916h	2018h	2059

Special features				
Period of operation	C		R	
London Euston	d	1810	1910	2010
Watford Junction 	d	1749m	1847m	1942m
Milton Keynes Central 	d	1840u	1940	2040
Crewe 	d	1956	2050	2150
Chester 	a	2015	2110	2215
Wrexham General	a	2038	2137h	2244h
Flint 	a	2046h	2129	2310h
Prestatyn 	a	2101h	2142	2324h
Rhyl 	a	2051	2148	2330h
Colwyn Bay 	a	2102	2159	2344h
Llandudno Junction 	a	2109	2206	2349h
Llandudno	a	2146j	-	-
Bangor (Gwynedd) 	a	2125	2222	0012h
Holyhead	a	2159	2256	0048h











London and the West Midlands-North Wales

Saturdays

Notes: see page 4











Special features

Period of operation

	A					
London Euston	d	0810	0850	1010	1110	1210
Watford Junction 	d	0801m	0905	1001m	1101m	1201m
Milton Keynes Central 	d	0841	0925	1041	1141	1241
Crewe 	d	0623	0949	1043	1149	1249
Chester 	a	0643	1012	1110	1212	1312
Wrexham General	a	0737h	1034h	1137h	1234h	1346h
Flint 	a	0657	1035h	1138h	1235h	1335h
Prestatyn 	a	0710	1049h	1152h	1249h	1349h
Rhyl 	a	0716	1055h	1139	1255h	1355h
Colwyn Bay 	a	0727	1105h	1152	1305h	1405h
Llandudno Junction 	a	0733	1111h	1200	1311h	1411h
Llandudno	a	0806j	1136k	1238j	1338k	1438k
Bangor (Gwynedd) 	a	0749	1132h	1219	1328h	1432h
Holyhead	a	0823	1209h	1255	1413h	1508h

Special features

Period of operation

London Euston	d	1310	1410	1510	1610	1710
Watford Junction 	d	1301m	1401m	1501m	1601m	1701m
Milton Keynes Central 	d	1341	1441	1541	1641	1741
Crewe 	d	1449	1549	1649	1749	1850
Chester 	a	1512	1610	1712	1809	1910
Wrexham General	a	1546h	1635h	1744h	1835h	1944h
Flint 	a	1536h	1624	1738h	1828	1929
Prestatyn 	a	1550h	1637	1752h	1841	1942
Rhyl 	a	1556h	1643	1758h	1847	1948
Colwyn Bay 	a	1606h	1654	1812h	1858	1959
Llandudno Junction 	a	1612h	1701	1817h	1905	2006
Llandudno	a	1636k	1738j	1836k	1938j	2040j
Bangor (Gwynedd) 	a	1635h	1717	1839h	1921	2022
Holyhead	a	1711h	1751	1913h	1955	2056

Get online for the easiest way to get on line

Visit the new look virgintrains.com
for our best value fares, our full
timetables and information
about all of our services











London and the West Midlands-North Wales

Sundays

Notes: see page 4

Special features

Period of operation

				D			
London Euston	d	0815c	1508	1608	1708	1808	1908
Watford Junction 	d	-	1506m	1606m	1706m	1806m	1906m
Milton Keynes Central 	d	0856c	1542	1642	1742	1842	1942
Crewe 	d	1042	1652	1752	1856	1952	2055
Chester 	a	1102	1714	1814	1914	2011	2114
Wrexham General	a	1147h	1747h	1840h	1942h	-	2142h
Flint 	a	1217h	1816h	1843h	1934	2030	2129
Prestatyn 	a	1129	1830h	1857h	1947	2043	2142
Rhyl 	a	1135	1836h	1903h	1953	2049	2148
Colwyn Bay 	a	1146	1850h	1917h	2004	2100	2159
Llandudno Junction 	a	1153	1855h	1922h	2011	2107	2206
Llandudno	a	-	-	-	-	-	-
Bangor (Gwynedd) 	a	1209	1912h	1944h	2027	2123	2222
Holyhead	a	1243	1954h	2018h	2059	2154	2256

Train travel at full *tilt*

Our Pendolino trains tilt up to 8 degrees at 125mph into the corners on all of our routes.

It means we can get round them faster and get you to your destination quicker, plus it's really good fun too.

Notes

- a Arrival time
- d Departure time
- g Change at Bangor
- h Change at Chester
- j Change at Llandudno Junction
- k Change at Llandudno Junction and Chester
- m Change at Milton Keynes Central
- r Change at Crewe
- s Stops to set down only
















Period of operation and notes












- A Also calls Nuneaton 0732
- B Continues to Wolverhampton 2227 and Birmingham New Street 2250
- C Also calls Rugby 0845
- D Also calls Nuneaton 1231
- E Also calls Nuneaton 1431

North Wales-London and the West Midlands

Mondays to Fridays

Notes: see page 10

Special features						
Period of operation		A	C			
Holyhead	d	0448	0551	0655	0715h	0855 0923h
Bangor (Gwynedd) 	d	0514	0618	0722	0802h	0922 1002h
Llandudno	d	-	-	0708j	0808k	0908j 1008k
Llandudno Junction 	d	0532	0636	0740	0825h	0940 1025h
Colwyn Bay 	d	0538	0642	0747	0831h	0947 1031h
Rhyl 	d	0549	0653	0758	0841h	0958 1041h
Prestatyn 	d	0537h	0658	0804	0847h	1004 1047h
Flint 	d	0550h	0712	0817	0900h	1017 1100h
Wrexham General	d	-	0700	0802h	0900h	1002h 1101h
Chester 	d	0626	0735	0835	0935	1035 1135
Crewe 	a	0647	0754	0854	0954	1054 1154
Milton Keynes Central 	a	-	-	1001	1101	1201 1301
Watford Junction 	a	-	-	1051m	1151m	1251m 1351m
London Euston	a	0833	0938	1038	1138	1238 1338

Special features						
Period of operation						
Holyhead	d	1033h	1123g	1239h	1358	1434h 1544h
Bangor (Gwynedd) 	d	1105h	1224	1307h	1425	1504h 1623h
Llandudno	d	1108k	1208j	1308k	1408j	1508h 1620k
Llandudno Junction 	d	1125h	1242	1325h	1443	1527h 1646h
Colwyn Bay 	d	1131h	1248	1331h	1450	1533h 1633h
Rhyl 	d	1141h	1259	1341h	1500	1544h 1644h
Prestatyn 	d	1147h	1305	1347h	1418h	1549h 1650h
Flint 	d	1200h	1318	1400h	1431h	1603h 1703h
Wrexham General	d	1202h	1300h	1402h	1500h	1602h 1702h
Chester 	d	1235	1335	1435	1535	1635 1735
Crewe 	a	1254	1354	1454	1554	1654 1754
Milton Keynes Central 	a	1401	1501	1601	1701	1801 1901
Watford Junction 	a	1451m	1551m	1651m	1751m	1851m 1954m
London Euston	a	1438	1538	1638	1738	1838 1938











North Wales-London and the West Midlands

Saturdays

Notes: see page 10











Special features

Period of operation

Holyhead	d	0425h	0652	0755	0855	0923h	1033h
Bangor (Gwynedd) 	d	0457h	0720	0822	0922	1002h	1105h
Llandudno	d	-	0708j	0808j	0908j	1008k	1108k
Llandudno Junction 	d	0537h	0738	0840	0940	1025h	1125h
Colwyn Bay 	d	0543h	0744	0847	0947	1031h	1131h
Rhyl 	d	0556h	0755	0858	0958	1041h	1141h
Prestatyn 	d	0601h	0801	0904	1003	1047h	1147h
Flint 	d	0615h	0815	0917	1000h	1100h	1200h
Wrexham General	d	0650h	0801h	0900h	1002h	1101h	1202h
Chester 	d	0717	0835	0935	1035	1135	1235
Crewe 	a	0736	0854	0954	1054	1154	1254
Milton Keynes Central 	a	-	1001	1101	1201	1301	1401
Watford Junction 	a	-	1051m	1151m	1251m	1351m	1451m
London Euston	a	0930	1037	1138	1238	1338	1438

Special features

Period of operation











Holyhead	d	1123h	1238h	1323h	1438	1523h	1823h
Bangor (Gwynedd) 	d	1202h	1307h	1402h	1507	1602h	1902h
Llandudno	d	1208k	1308k	1408k	1508j	1608k	1908k
Llandudno Junction 	d	1225h	1325h	1425h	1527	1625h	1925h
Colwyn Bay 	d	1231h	1331h	1431h	1535	1631h	1931h
Rhyl 	d	1241h	1341h	1441h	1548	1641h	1941h
Prestatyn 	d	1247h	1347h	1447h	1538h	1647h	1947h
Flint 	d	1300h	1400h	1500h	1552h	1700h	2000h
Wrexham General	d	1300h	1402h	1500h	-	1702h	2002h
Chester 	d	1335	1435	1535	1624	1735	2035
Crewe 	a	1354	1454	1554	1647	1754	2054
Milton Keynes Central 	a	1501	1601	1701	1801	-	-
Watford Junction 	a	1551m	1651m	1751m	1851m	-	-
London Euston	a	1538	1638	1738	1838	2004r	-

North Wales-London and the West Midlands











Sundays

Notes: see page 10

Special features

Period of operation		D		E			
Holyhead	d	0845h	1055	1150	1250	1355	1530h
Bangor (Gwynedd) 	d	0913h	1122	1217	1318	1422	1558h
Llandudno	d	-	-	-	-	-	-
Llandudno Junction 	d	0935h	1140	1235	1336	1440	1625h
Colwyn Bay 	d	0941h	1147	1242	1342	1446	1631h
Rhyl 	d	0954h	1158	1253	1353	1457	1644h
Prestatyn 	d	0959h	1203	1259	1359	1503	1649h
Flint 	d	1013h	1217	-	1413	-	1703h
Wrexham General	d	1054h	-	1256h	-	1458h	1705h
Chester 	d	1128	1233	1330	1433	1533	1735
Crewe 	a	1147	1252	1350	1452	1552	1753
Milton Keynes Central 	a	1303	1402	1502	1603	1702	1902
Watford Junction 	a	1352m	1452m	1552m	1652m	1752m	1952m
London Euston	a	1344	1443	1543	1643	1743	1943

Special features

Period of operation				
Holyhead	d	1625h	1730h	1825h
Bangor (Gwynedd) 	d	1704h	1759h	1904h
Llandudno	d	-	-	-
Llandudno Junction 	d	1725h	1824h	1924h
Colwyn Bay 	d	1731h	1830h	1930h
Rhyl 	d	1744h	1843h	1943h
Prestatyn 	d	1749h	1848h	1948h
Flint 	d	1803h	1902h	2002h
Wrexham General	d	1808h	1858h	-
Chester 	d	1835	1935	2037
Crewe 	a	1853	1954	2056
Milton Keynes Central 	a	2002	2136r	2304r
Watford Junction 	a	2053m	2231r	2334r
London Euston	a	2044	2227r	2354r

From inspiration to destination

Think of a place you've never
been. Imagine somewhere new.

Savour the possibilities. Be
excited about the future.

Prepare for a remarkable journey.


Let us take you there.



Add **PLUSBUS** to your train ticket. It gives you **unlimited bus travel** around town, at the start, the finish, or both ends of your train journey. Each town with a **PLUSBUS** ticket has one zone covering the whole urban area - you can travel as much as you like on participating bus operators services within this zone.

A **PLUSBUS** ticket can **save you money** and is **more convenient** than buying separate tickets for each part of your journey. PLUSBUS costs a set amount each day, in addition to your train fare and can be added to most train tickets. Prices start from around £2 a day. Children (aged 5 to 15 years) pay half-fare. Railcard holders benefit from one-third off **PLUSBUS** ticket prices.

Ask for **PLUSBUS** when buying your train ticket at the station, name the town you want bus travel around. **PLUSBUS** season tickets are now available to over 100 towns and cities - ideal if you're a commuter!

On this timetable, **PLUSBUS** tickets are available to stations shown with the  symbol.

For all **PLUSBUS** ticket prices, to view town zone maps and for details of participating bus operators, visit: **www.plusbus.info**

Our Services are divided into six routes.

- *Routes A, B, C, D and E run from London Euston to the West Midlands, North-West England, North Wales and Scotland.*
- *Route F runs from the West Midlands to Scotland.*
- *For additional information about stations, onboard facilities, special assistance and other useful information to help plan your journey with us, please pick up a copy of Travelling with Virgin Trains at your station.*

JourneyCare

(if you are mobility impaired, or have special needs)

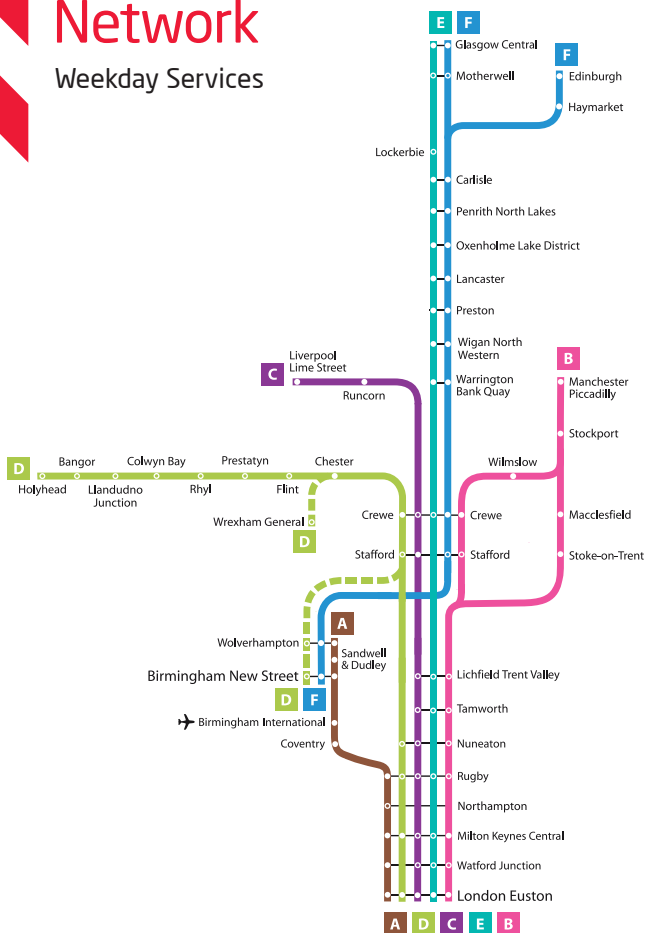
08457 44 33 66

08457 44 33 67 (textphone)

This timetable is correct at the date of publication but changes may occur.

Virgin Trains Network

Weekday Services



A similar pattern of service operates at weekends but is subject to alterations. Check your journey details before you travel at virgintrains.com