

Holiday periods

We will be running amended timetables over Christmas, Easter and May bank holidays. Details will be available in online journey planners and information displayed at our stations.

Bring your bike

Bikes (except tandems) are welcome on board our trains in the Midlands, but space can be very limited during peak hours. Cycles must not obstruct doorways and please ensure that your bike does not pose a risk to other passengers. For more information please go to westmidlandsrailway.co.uk/cycles

Getting assistance at the station

Call us on 0333 311 0039 if you need some help getting on or off our trains and we'll make the necessary arrangements. Please give at least 24 hours notice if possible.

Onward travel

You can find details of all local train, bus and Metro services within the West Midlands – including times and fares – at networkwestmidlands.com

Transport for West Midlands

As the local co-ordinating body for public transport, Transport for West Midlands welcomes suggestions relating to bus, rail and metro services in the Network West Midlands area.

web: tfwm.org.uk
 email: customerservices@tfwm.org.uk
 twitter: [@TransportforWM](https://twitter.com/TransportforWM)
 tel: 0345 303 6760
 post: 16 Summer Lane, Birmingham, B19 3SD

Rail User Groups

If you'd like to be more involved with the development of rail services, why not join your local rail user group.

Stourbridge Line User Group
 Don Barton, Chairman
 web: stourbridgelineusergroup.info
 email: contactus@stourbridgelineusergroup.info

Transport Focus








web: transportfocus.org.uk
 email: advice@transportfocus.org.uk
 twitter: [@transportfocus](https://twitter.com/transportfocus)
 tel: 0300 123 2350
 post: Freepost (RTEH-XAGE-BYKZ),
 Transport Focus, PO Box 5594,
 Southend-on-Sea, SS1 9PZ

Other timetables for the Snow Hill lines

Dorridge – Solihull – Birmingham: Guide 8
 Stratford – Shirley – Birmingham: Guide 9

West Midlands Railway

is operated by West Midlands Trains Ltd.

 PLUSBUS through ticketing available
 connection with Midland Metro Line 1
 operated by 2 coach train
 operated by 3 coach train
 operated by 4 coach train
 operated by 5 coach train
 operated by 6 coach train

Services operated by West Midlands Railway unless otherwise shown.

AW operated by Arriva Trains Wales
CH operated by Chiltern Railways
LN operated by London Northwestern Railway

**a arrival time
d departure time**

A starts from Great Malvern. See guide 14
B starts from Hereford. See guide 14
C continues to Great Malvern. See guide 14

SO train only runs on Saturdays
SX train runs Mondays to Fridays

Special events and maintenance work

Changes to our planned timetable can occur at short notice. Online journey planners provide the most up-to-date information. Please check before you travel.

Off-Peak travel

Certain Off-Peak tickets are not valid on trains leaving Birmingham New Street/Moor Street/Snow Hill, Five Ways and Jewellery Quarter between 1635-1800 Mondays to Fridays. Please check before you travel.



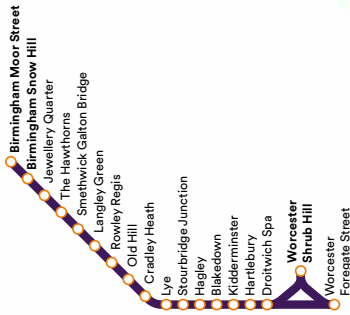
Like most rail companies we operate a penalty fares system on our services, anyone without a valid ticket will be liable to pay the penalty fare. Find out more at westmidlandsrailway.co.uk/penaltyfares

Table with 24 columns and 24 rows for Saturday routes. Columns are labeled CH, CH. Rows include destinations like Worcester Foregate Street, Worcester Shrub Hill, Droitwich Spa, etc.

Table with 24 columns and 24 rows for Saturday routes. Columns are labeled CH, CH. Rows include destinations like Worcester Foregate Street, Worcester Shrub Hill, Droitwich Spa, etc.

Table with 24 columns and 24 rows for Saturday routes. Columns are labeled CH, CH. Rows include destinations like Worcester Foregate Street, Worcester Shrub Hill, Droitwich Spa, etc.

Table with 24 columns and 24 rows for Sunday routes. Columns are labeled CH, CH. Rows include destinations like Worcester Foregate Street, Worcester Shrub Hill, Droitwich Spa, etc.



10 December 2017 to 19 May 2018
 Including details of direct trains to /from Stourbridge, Kidderminster and Worcester and connections to Shrewsbury, Liverpool and Birmingham International at Smethwick Galton Bridge

train times

Check times & fares
 National Rail Enquiries
03457 48 49 50
 nationalrail.co.uk

Buy online
westmidlandrailway.co.uk
 get any UK train ticket – no booking fees

Contact us
0333 311 0039
 (standard call rates)
westmidlandrailway.co.uk/contact-us

Follow us on Twitter
 @WestMidRailway

Like us on Facebook
facebook.com/westmidlandrailway
Assisted travel
0333 311 0039
 for help getting on or off the train

Information correct at time of going to press
 (November 2017)



Birmingham – Worcester

Monday to Fridays

Table with 26 columns and 26 rows showing train times for Birmingham - Worcester route. Columns represent stations and rows represent departure times. Includes stations like Stratford-upon-Avon, Whitlocks End, Dorridge, Solihull, Birmingham Moor Street, etc.

Table with 26 columns and 26 rows showing train times for Birmingham - Worcester route. Columns represent stations and rows represent departure times. Includes stations like Stratford-upon-Avon, Whitlocks End, Dorridge, Solihull, Birmingham Moor Street, etc.

Table with 26 columns and 26 rows showing train times for Birmingham - Worcester route. Columns represent stations and rows represent departure times. Includes stations like Stratford-upon-Avon, Whitlocks End, Dorridge, Solihull, Birmingham Moor Street, etc.

Table with 26 columns and 26 rows showing train times for Birmingham - Worcester route. Columns represent stations and rows represent departure times. Includes stations like Stratford-upon-Avon, Whitlocks End, Dorridge, Solihull, Birmingham Moor Street, etc.

Table with 26 columns and 26 rows for Saturday routes. Columns represent stations and rows represent departure times. Includes routes for Stratford-upon-Avon, Whitlocks End, Dorridge, Solihull, Birmingham Moor Street, Birmingham Snow Hill, Jewellery Quarter, The Hawthorns, Smethwick Galton Bridge, Langley Green, Rowley Regis, Old Hill, Cradley Heath, Lye, Stourbridge Junction, Hagley, Blakedown, Kidderminster, Hartlebury, Droitwich Spa, Worcester Shrub Hill, and Worcester Foregate Street.

Table with 26 columns and 26 rows for Saturday routes. Columns represent stations and rows represent arrival times. Includes routes for Stratford-upon-Avon, Whitlocks End, Dorridge, Solihull, Birmingham Moor Street, Birmingham Snow Hill, Jewellery Quarter, The Hawthorns, Smethwick Galton Bridge, Langley Green, Rowley Regis, Old Hill, Cradley Heath, Lye, Stourbridge Junction, Hagley, Blakedown, Kidderminster, Hartlebury, Droitwich Spa, Worcester Shrub Hill, and Worcester Foregate Street.

CH

Table with 26 columns and 26 rows for Saturday routes. Columns represent stations and rows represent arrival times. Includes routes for Stratford-upon-Avon, Whitlocks End, Dorridge, Solihull, Birmingham Moor Street, Birmingham Snow Hill, Jewellery Quarter, The Hawthorns, Smethwick Galton Bridge, Langley Green, Rowley Regis, Old Hill, Cradley Heath, Lye, Stourbridge Junction, Hagley, Blakedown, Kidderminster, Hartlebury, Droitwich Spa, Worcester Shrub Hill, and Worcester Foregate Street.

Table with 26 columns and 26 rows for Sunday routes. Columns represent stations and rows represent arrival times. Includes routes for Stratford-upon-Avon, Whitlocks End, Dorridge, Solihull, Birmingham Moor Street, Birmingham Snow Hill, Jewellery Quarter, The Hawthorns, Smethwick Galton Bridge, Langley Green, Rowley Regis, Old Hill, Cradley Heath, Lye, Stourbridge Junction, Hagley, Blakedown, Kidderminster, Hartlebury, Droitwich Spa, Worcester Shrub Hill, and Worcester Foregate Street.

Stourbridge Town – Stourbridge Junction

Mondays to Saturdays

	SX	SX	SO	SX	SX	SX	SO	SX	SX	SO	SX													
→ Stourbridge Town	0550	0600	0605	0610	0620	0630	0638	0640	0650	0655	0700	0710	0720	0730	0740	0750	0800	0810	0820	0830	0840	0850	0900	and at the same minutes past each hour until
→ Stourbridge Junction	0553	0603	0608	0613	0623	0633	0641	0643	0653	0658	0703	0713	0723	0733	0743	0753	0803	0813	0823	0833	0843	0853	0903	

	SX	SO	SX	SO													
→ Stourbridge Town	2110	2120	2130	2140	2150	2200	2210	2220	2230	2240	2250	2300	2305	2310	2320	2340	2359
→ Stourbridge Junction	2113	2123	2133	2143	2153	2203	2213	2223	2233	2243	2253	2303	2308	2313	2323	2343	0002

Sundays

→ Stourbridge Town	0948	1005	1020	1035	1050	1105	1120	1135	1150	and at the same minutes past each hour until	1805	1820	1835	1850	1905	1920	1935	1958
→ Stourbridge Junction	0951	1008	1023	1038	1053	1108	1123	1138	1153		1808	1823	1838	1853	1908	1923	1938	2001

All services operated by West Midlands Railway

Stourbridge Junction – Stourbridge Town

Mondays to Saturdays

	SX	SX	SO	SX	SX	SO	SX	SX	SX	SO	SX													
→ Stourbridge Junction	0545	0555	0559	0605	0615	0620	0625	0635	0645	0650	0655	0705	0715	0725	0735	0745	0755	and at the same minutes past each hour until	2005	2015	2025	2035	2045	2055
→ Stourbridge Town	0548	0558	0602	0608	0618	0623	0628	0638	0648	0653	0658	0708	0718	0728	0738	0748	0758		2008	2018	2028	2038	2048	2058

	SX	SO	SX	SO													
→ Stourbridge Junction	2105	2115	2125	2135	2145	2155	2205	2215	2225	2235	2245	2255	2300	2305	2315	2335	2354
→ Stourbridge Town	2108	2118	2128	2138	2148	2158	2208	2218	2228	2238	2248	2258	2303	2308	2318	2338	2357

Sundays

→ Stourbridge Junction	0943	1000	1015	1030	1045	1100	1115	1130	1145	1200	and at the same minutes past each hour until	1815	1830	1845	1900	1915	1930	1953
→ Stourbridge Town	0946	1003	1018	1033	1048	1103	1118	1133	1148	1203		1818	1833	1848	1903	1918	1933	1956

All services operated by West Midlands Railway

Smethwick Galton Bridge Connections

Mondays to Fridays

	LN	AW	LN	AW	LN	AW	LN	AW	LN	AW	LN	AW	LN	AW	LN												
→ Birmingham International					0709	0724		0809		0910		1008															
→ Birmingham New St	0601	0604	0625	0639	0701	0708	0723	0739	0801	0809	0825	0839	0901	0908	0925	0939	1001	1008	1025	1039	1101	1108	1509				
→ Smethwick Galton Bridge	0607	0612	0631	0647	0707	0716	0729	0747	0807	0817	0832	0847	0907	0916	0931	0947	1007	1016	1031	1047	1107	1116	1529	1539	1601	1608	
→ Wolverhampton	0620	0630	0643	0705	0718	0734	0740	0805	0818	0835	0843	0905	0918	0934	0943	1005	1018	1034	1043	1105	1118	1134	1541	1605	1618	1634	
→ Telford Central			0700				0758				0900				0958				1059				1558				
→ Shrewsbury			0722				0819				0920				1021				1120				1619				
→ Crewe	0657				0756				0856					0955								1156					
→ Liverpool South Parkway	0733				0832				0930					1032								1233					
→ Liverpool Lime Street	0746				0844				0942					1044								1244					

	AW	LN	AW	LN	AW	LN	AW	LN	AW	LN	AW	LN												
→ Birmingham International	1609			1709			1809			1904		2004	2104		2246									
→ Birmingham New St	1625	1639	1701	1708	1725	1739	1801	1808	1825	1839	1901	1908	1925	1939	2008	2025	2039	2108	2125	2139	2214	2239	2309	
→ Smethwick Galton Bridge	1631	1647	1707	1716	1731	1747	1807	1816	1831	1847	1907	1916	1931	1947	2016	2031	2047	2116	2131	2147	2223	2247	2317	
→ Wolverhampton	1642	1705	1718	1734	1742	1805	1818	1834	1842	1905	1918	1934	1943	2005	2034	2042	2105	2134	2142	2205	2242	2304	2335	
→ Telford Central	1659				1759				1859					1959		2059			2158		2309			
→ Shrewsbury	1719				1820				1919					2019		2118			2218		2330			
→ Crewe			1756				1857			2032											2358	0022		
→ Liverpool South Parkway					1832				1930															
→ Liverpool Lime Street					1844				1942															

and at the same minutes past each hour until

Saturdays

	LN	AW	LN	AW	LN	AW	LN	AW	LN	AW	LN	AW	LN	AW	LN											
→ Birmingham International					0709			0809		0910		1009														
→ Birmingham New St	0601	0608	0625	0639	0701	0708	0724	0739	0801	0808	0825	0839	0901	0908	0925	0939	1001	1008	1025	1039	1101	1108	1509			
→ Smethwick Galton Bridge	0607	0616	0631	0647	0707	0716	0730	0747	0807	0816	0831	0847	0907	0916	0931	0947	1007	1016	1031	1047	1107	1116	1531	1547	1607	1616
→ Wolverhampton	0618	0634	0642	0705	0718	0734	0741	0805	0818	0834	0842	0905	0918	0934	0943	1005	1018	1034	1043	1105	1118	1134	1543	1605	1618	1634
→ Telford Central			0659				0758				0900				0959				1100				1559			
→ Shrewsbury			0719				0820				0920				1018				1121				1620			
→ Crewe	0656				0758				0856					0955								1156				
→ Liverpool South Parkway	0732				0832				0930					1032								1233				
→ Liverpool Lime Street	0744				0844				0942					1044								1244				

	AW	LN	AW	LN	AW	LN	AW	LN	AW	LN	AW	LN													
→ Birmingham International	1609			1709			1809			1909		2009	2109												
→ Birmingham New St	1625	1639	1701	1708	1725	1739	1801	1808	1825	1839	1901	1908	1925	1939	2001	2008	2025	2039	2108	2125	2139	2208	2239	2308	
→ Smethwick Galton Bridge	1631	1647	1707	1716	1731	1747	1807	1816	1831	1847	1907	1916	1931	1947	2007	2016	2031	2047	2116	2131	2147	2216	2247	2316	
→ Wolverhampton	1642	1705	1718	1734	1743	1805	1818	1834	1842	1905	1918	1934	1943	2005	2019	2034	2042	2105	2134	2143	2205	2234	2304	2334	
→ Telford Central	1659				1759				1859					1959		2059			2159						
→ Shrewsbury	1720				1820				1919					2020		2120			2223						
→ Crewe			1755				1855			1956				2057								2342			
→ Liverpool South Parkway					1832				1930					2033											
→ Liverpool Lime Street					1844				1942					2044											

and at the same minutes past each hour until

Sundays

	LN	LN	LN	LN	LN	LN	LN	LN	LN	LN	LN	LN	LN	LN	LN												
→ Birmingham International		0920																									
→ Birmingham New St	0908	0942	1008	1042	1108	1142	1208	1235	1308	1335	1408	1435	1508	1535	1608	1635	1708	1735	1808	1835	1908	1935	2008	2108	2142	2208	2308
→ Smethwick Galton Bridge	0916	0949	1016	1049	1116	1149	1216	1242	1316	1342	1416	1442	1516	1542	1616	1642	1716	1742	1816	1842	1916	1942	2016	2116	2149	2216	2316
→ Wolverhampton	0934	1000	1034	1100	1134	1200	1234	1253	1334	1353	1434	1453	1534	1553	1634	1653	1734	1753	1834	1853	1934	1953	2034	2134	2200	2234	2334
→ Telford Central																											
→ Shrewsbury																											
→ Crewe		1037		1137		1237		1330		1430		1530		1630		1730		1830		1930		2031				2236	
→ Liverpool South Parkway		1109		1209		1310		1403		1502		1602		1703		1803		1903		2003		2103				2310	
→ Liverpool Lime Street		1121		1221		1321		1414		1514		1614		1714		1814		1914		2014		2114				2324	