

Holiday periods

We will be running amended timetables over Christmas, Easter and May bank holidays. Details will be available in online journey planners and information displayed at our stations.

Trains between Bletchley and Bedford will not run on Bank Holidays.

Bring your bike

We will guarantee up to 3 non folding bikes on our services between Bedford and Bletchley. At the Senior Conductors discretion we may be able to accommodate more bicycles in alternative storage areas, however this is dependent on other passenger needs.

Note: This policy may change during the duration of this timetable. If you're travelling with a bicycle please visit londonnorthwesternrailway.co.uk/cycles before you travel for more information.

Travelling with a bike to or from London Euston?

Please be aware that on weekdays, only folding bikes are allowed on trains arriving at London Euston between 0700 – 1000, and departing between 1600 – 1900.

London Northwestern Customer Relations

You can get in touch with our customer relations team between 0700–1900 on weekdays, and 0800–1600 at weekends.

web: londonnorthwesternrailway.co.uk/contact-us
tel: 0333 311 0006 (standard call rates)
post: Freepost London Northwestern Railway, Customer Relations

Getting assistance at the station

Call us on 0333 311 0006 if you need some help getting on or off our trains and we'll make the necessary arrangements. Please give at least 24 hours notice if possible.

Rail User Groups

If you'd like to be more involved with the development of rail services, why not join your local rail user group.

Bedford to Bletchley Rail Users Association

Dr Phil Warner, Chairman
web: bbrua.org.uk
email: chairman@bbrua.org.uk
tel: 0776 997 3824
facebook: facebook.com/bedfordtobletchleyrailusersassociation

Transport Focus

web: transportfocus.org.uk
email: advice@transportfocus.org.uk
twitter: [@transportfocus](https://twitter.com/transportfocus)
tel: 0300 123 2350
post: Freepost (RTEH-XAGE-BYKZ), Transport Focus, PO Box 5594, Southend-on-Sea, SS1 9PZ

London Travelwatch


web: londontravelwatch.org.uk
email: info@londontravelwatch.org.uk
tel: 0203 176 2999
post: London TravelWatch
169 Union Street, London, SE1 0LL

Community Rail Partnership

The Community Rail Partnership brings together the local community, businesses, local government and the railway to secure the long term future of the Marston Vale line. For more information about how you can get involved please contact the Community Rail Partnership Officer.



Marston Vale Community Rail Partnership

Stephen Sleight, Marston Vale Community Rail Partnership Officer
web: marstonvalecommunityrail.org.uk
email: stephens@bedsrc.org.uk
tel: 01234 832 645
facebook: facebook.com/marstonvalecrp
twitter: [@marstonvalecrp](https://twitter.com/marstonvalecrp)

 PLUSBUS through ticketing available



Services operated by London Northwestern Railway unless otherwise shown.

EM operated by East Midlands Trains

-  this train is formed of 1 carriage – limited seating and bicycle space on this train
-  this train is formed of 2 carriages.

London Northwestern Railway services on this route have Standard class only

Which platform from Bletchley?

-  This service uses platform 5 at Bletchley. Platform 5 has step free access
-  This service uses platform 6 at Bletchley. Platform 6 does not have step free access (36 steps between platform and footbridge)

Please be aware that the above information is subject to change. Please check the information screens at the station for the latest information.

London Northwestern Railway

is operated by West Midlands Trains Ltd.

Special events and maintenance work

Changes to our planned timetable can occur at short notice. Online journey planners provide the most up-to-date information. Please check before you travel.

Off-Peak travel

Certain Off-Peak tickets are not valid on trains leaving London Euston between 1649–1900 Mondays to Fridays. Please check before you travel.

Buying tickets

Passengers should buy their tickets from the Senior Conductor on board the train when travelling from unstaffed stations on the Marston Vale line.

	EM		EM		EM		EM		EM		EM	
departure platform from Bletchley	⑤	⑤	⑤	⑤	⑤	⑤	⑤	⑤	⑤	⑤	⑤	⑤
number of carriages	2	1	2	2	1	2	2	1	2	1	2	2
London Euston			0624		0724		0913		1013		1113	
↔ Watford Junction			0641		0741		0942		1042		1142	
↔ Leighton Buzzard			0709		0809		0947		1047		1147	
↔ Milton Keynes Central	0504	0603	0722	0759	0822	0947	1001	1049	1051	1101	1149	1151
↔ Bletchley	0508	0607	0716	0726	0804	0817	0826	0949	0951	1004	1049	1051
↔ Fenny Stratford	0519	0628	0734	0804	0826	0826	0826	0949	0951	1004	1049	1051
↔ Bow Brickhill	0523	0632	0738	0804	0826	0826	0826	0949	0951	1004	1049	1051
↔ Woburn Sands	0527	0636	0742	0804	0826	0826	0826	0949	0951	1004	1049	1051
↔ Aspley Guise	0530	0639	0745	0804	0826	0826	0826	0949	0951	1004	1049	1051
↔ Ridgmont	0534	0643	0749	0804	0826	0826	0826	0949	0951	1004	1049	1051
↔ Lidlington	0538	0647	0753	0804	0826	0826	0826	0949	0951	1004	1049	1051
↔ Millbrook	0541	0650	0756	0804	0826	0826	0826	0949	0951	1004	1049	1051
↔ Stewartby	0544	0654	0759	0804	0826	0826	0826	0949	0951	1004	1049	1051
↔ Kempston Hardwick	0548	0657	0803	0804	0826	0826	0826	0949	0951	1004	1049	1051
↔ Bedford St Johns	0554	0704	0809	0804	0826	0826	0826	0949	0951	1004	1049	1051
↔ Bedford	0600	0627	0708	0733	0815	0837	0906	0937	1045	1104	1145	1204
↔ Wellingborough		0638	0746		0848		0948		1116		1216	
↔ Kettering		0646	0755		0859		0957		1123		1223	
↔ Market Harborough		0656	0806						1133		1233	
↔ Leicester		0710	0822						1146		1246	

	EM		EM		EM		EM		EM		EM		EM	
departure platform from Bletchley	⑤	⑤	⑤	⑤	⑤	⑤	⑤	⑤	⑤	⑤	⑤	⑤	⑤	⑤
number of carriages	1	2	2	2	1	2	2	1	2	1	2	1	2	2
London Euston	1213		1313		1413		1454		1554		1650			
↔ Watford Junction							1511		1611					
↔ Leighton Buzzard	1242		1342		1442		1536		1636		1720			
↔ Milton Keynes Central		1247	1347	1347	1447	1447	1541	1541	1641	1641	1722	1722	1722	1722
↔ Bletchley	1249	1251	1301	1349	1351	1401	1449	1451	1501	1542	1544	1551	1642	1645
↔ Fenny Stratford			1304			1404			1504		1554		1654	
↔ Bow Brickhill			1308			1408			1508		1558		1658	
↔ Woburn Sands			1312			1412			1512		1602		1702	
↔ Aspley Guise			1315			1415			1515		1605		1705	
↔ Ridgmont			1319			1419			1519		1609		1709	
↔ Lidlington			1323			1423			1523		1613		1713	
↔ Millbrook			1326			1426			1526		1616		1716	
↔ Stewartby			1329			1429			1529		1619		1719	
↔ Kempston Hardwick			1333			1433			1533		1623		1723	
↔ Bedford St Johns			1339			1439			1539		1629		1729	
↔ Bedford	1304		1345	1404		1445	1504		1545	1604		1635	1707	1804
↔ Wellingborough	1316			1416			1516			1616			1719	1816
↔ Kettering	1323			1423			1523			1623			1726	1823
↔ Market Harborough	1333			1433			1533			1633			1736	1833
↔ Leicester	1346			1446			1546			1646			1750	1846


	EM		EM		EM	
departure platform from Bletchley	⑤	⑤	⑤	⑤	⑤	⑤
number of carriages	1	2	2	2	1	1
London Euston	1730		1854		2013	
↔ Watford Junction	1748		1913			
↔ Leighton Buzzard			1939		2042	
↔ Milton Keynes Central		1822		1947		2047
↔ Bletchley	1820	1826	1831	1945	1951	2001
↔ Fenny Stratford			1834			2004
↔ Bow Brickhill			1838			2008
↔ Woburn Sands			1842			2012
↔ Aspley Guise			1845			2015
↔ Ridgmont			1849			2019
↔ Lidlington			1853			2023
↔ Millbrook			1856			2026
↔ Stewartby			1859			2029
↔ Kempston Hardwick			1903			2033
↔ Bedford St Johns			1909			2039
↔ Bedford		1915	1940	2045	2104	2145
↔ Wellingborough			1953			2117
↔ Kettering		2004				2123
↔ Market Harborough						2134
↔ Leicester						2147

	EM		EM		EM		EM		EM		EM		EM	
departure platform from Bletchley	⑤	⑤	⑤	⑤	⑤	⑤	⑤	⑤	⑤	⑤	⑤	⑤	⑤	⑤
number of carriages	②	①	②	②	①	②	①	②	①	②	①	②	①	②
London Euston			0624		0724		0913		1013		1113			
↔ Watford Junction			0641		0741		▼		▼		▼			
↔ Leighton Buzzard			0709		0809		0942		1042		1142			
↔ Milton Keynes Central		0622	▼	0722	▼	0822	▼	0947	▼	1047	▼	1147		
↔ Bletchley	0534	0626	0634	0716	0726	0731	0815	0826	0834	0949	0951	1001	1049	1051
Fenny Stratford	0537		0637			0734			0837			1004		1104
Bow Brickhill	0541		0641			0738			0841			1008		1108
Woburn Sands	0545		0645			0742			0845			1012		1112
Aspley Guise	0548		0648			0745			0848			1015		1115
Ridgmont	0552		0652			0749			0852			1019		1119
Lidlington	0556		0656			0753			0856			1023		1123
Millbrook	0559		0659			0756			0859			1026		1126
Stewartby	0602		0702			0759			0902			1029		1129
Kempston Hardwick	0606		0706			0803			0906			1033		1133
↔ Bedford St Johns	0612		0712			0809			0912			1039		1139
↔ Bedford	0618	0627	0718	0736		0815	0837		0918	0937		1045	1104	1145
↔ Wellingborough		0638		0748			0848			0948			1116	1216
↔ Kettering		0646		0757			0859			0959			1123	1223
Market Harborough		0656		0807									1133	1233
↔ Leicester		0710		0821									1146	1246

	EM		EM		EM		EM		EM		EM		EM	
departure platform from Bletchley	⑤	⑤	⑤	⑤	⑤	⑤	⑤	⑤	⑤	⑤	⑤	⑤	⑤	⑤
number of carriages	①	②	①	②	①	②	①	②	①	②	①	②	①	②
London Euston	1213		1313		1413		1513		1613		1713		1813	
↔ Watford Junction	▼		▼		▼		▼		▼		▼		▼	
↔ Leighton Buzzard	1242		1342		1442		1542		1642		1742		1842	
↔ Milton Keynes Central	▼	1247	▼	1347	▼	1447	▼	1547	▼	1647	▼	1747	▼	1822
↔ Bletchley	1249	1251	1301	1349	1351	1401	1449	1451	1501	1549	1551	1601	1650	1651
Fenny Stratford			1304			1404			1504			1604		1704
Bow Brickhill			1308			1408			1508			1608		1708
Woburn Sands			1312			1412			1512			1612		1712
Aspley Guise			1315			1415			1515			1615		1715
Ridgmont			1319			1419			1519			1619		1719
Lidlington			1323			1423			1523			1623		1723
Millbrook			1326			1426			1526			1626		1726
Stewartby			1329			1429			1529			1629		1729
Kempston Hardwick			1333			1433			1533			1633		1733
↔ Bedford St Johns			1339			1439			1539			1639		1739
↔ Bedford		1345	1404		1445	1504		1545	1604		1645	1704		1745
↔ Wellingborough			1416			1516			1616			1716		1816
↔ Kettering			1423			1523			1623			1723		1823
Market Harborough			1433			1533			1633			1733		1833
↔ Leicester			1446			1546			1646			1746		1846

	EM		EM		EM	
departure platform from Bletchley	⑤	⑤	⑤	⑤	⑤	⑤
number of carriages	①	②	①	②	①	②
London Euston	1754		1913		2002	
↔ Watford Junction	1811		▼		2019	
↔ Leighton Buzzard	1836		1942		2042	
↔ Milton Keynes Central	▼		▼	1947	▼	2050
↔ Bletchley	1842	1847	1949	1951	2004	2049
Fenny Stratford					2007	2104
Bow Brickhill					2011	2108
Woburn Sands					2015	2112
Aspley Guise					2018	2115
Ridgmont					2022	2119
Lidlington					2026	2123
Millbrook					2029	2126
Stewartby					2032	2129
Kempston Hardwick					2036	2133
↔ Bedford St Johns					2042	2139
↔ Bedford		1931	1937	2048	2104	2145
↔ Wellingborough			1948		2116	2217
↔ Kettering			1959		2123	2224
Market Harborough					2133	2234
↔ Leicester					2146	2247

No Sunday Service on this route



Enjoy afternoon tea in the original Ladies Waiting Room, explore the Victorian Booking Office, browse in the Gift Shop and collect information on other attractions along the Marston Vale Line. There are a variety of circular & linear walks starting from the Heritage Centre.

Free entry!

Tea Room open daily 09:00 – 16:00 (last orders 15:30) except Mondays & Bank Holidays (booking recommended). Sundays open 11:00 – 15:00 (**bookings only**). Call 01525 287120.

Heritage Centre open Tuesday – Saturday 11:00 – 15:00 until 16th December, pre-booked group & school visits only January – March, and Tuesday – Saturday 10:00 – 16:00 from 31st March onwards. Call 01525 287121.

Visit marstonvalecommunityrail.org.uk or call 01234 832645 for full details.



- **Bletchley**
- Fenny Stratford
- Bow Brickhill
- Woburn Sands
- Aspley Guise
- Ridgmont
- Lidlington
- Millbrook
- Stewartby
- Kempston Hardwick
- Bedford St Johns
- **Bedford**

10 December 2017 to 19 May 2018
Including connections to London and the Midlands

15 train times

Check times & fares

National Rail Enquiries
03457 48 49 50
nationalrail.co.uk

Buy online

londonnorthwesternrailway.co.uk
get any UK train ticket – no booking fees

Contact us

0333 311 0006
(Standard call rates)
londonnorthwesternrailway.co.uk/contact-us

Follow us on Twitter

@LNRrailway

Like us on Facebook

facebook.com/londonnorthwesternrailway

Assisted travel

0333 311 0006
for help getting on or off the train

Information correct at time of going to press
(November 2017)

	EM		EM		EM		EM		EM		EM		EM		EM			
arrival platform at Bletchley number of carriages	⑤ ②		⑤ ①		⑤ ②		⑤ ①		⑤ ②		⑤ ①		⑤ ②		⑤ ①			
⇌ Leicester	0445				0706				0832									
Market Harbourough	▼				▼				0846									
⇌ Kettering	0505		0645		0730				0856		1026			1126	1226			
⇌ Wellingborough	0517		0654		0738				0903		1034			1134	1234			
⇌ Bedford	0538	0610	0709	0729	0755	0829	0917	0929	1047	1055	1147	1155		1247				
⇌ Bedford St Johns	0613			0732		0832		0932		1058		1158						
Kempston Hardwick	0620			0739		0839		0939		1105		1205						
Stewartby	0624			0743		0843		0943		1108		1208						
Millbrook	0627			0746		0846		0946		1112		1212						
Lidlington	0631			0750		0850		0950		1115		1215						
Ridgmont	0635			0754		0854		0954		1120		1220						
Aspley Guise	0639			0758		0858		0958		1123		1223						
Woburn Sands	0642			0801		0901		1001		1126		1226						
Bow Brickhill	0647			0806		0906		1006		1130		1230						
Fenny Stratford	0650			0809		0909		1009		1133		1233						
⇌ Bletchley	0653	0700	0716	0812	0819	0827	0912	0919	0927	1012	1024	1027	1138	1143	1146	1238	1243	1246
⇌ Milton Keynes Central	▼	0722		0824		▼		0924		▼	1029		▼	1148		▼	1248	
⇌ Leighton Buzzard	▼	0706		▼		0832		▼		0933		▼	1033		1153		▼	1253
⇌ Watford Junction	▼			▼		▼		▼		0958		▼	1058		▼		▼	
London Euston		0739				0910				1019				1227				1327

	EM		EM		EM		EM		EM		EM		EM		EM			
arrival platform at Bletchley number of carriages	⑤ ②		⑤ ①		⑤ ②		⑤ ①		⑤ ②		⑤ ①		⑤ ②		⑤ ①			
⇌ Leicester											1532		1632		1732			
Market Harbourough											1546		1646		1746			
⇌ Kettering			1326		1426		1526		1626		1726		1826		1926			
⇌ Wellingborough			1334		1434		1534		1634		1734		1834		1934			
⇌ Bedford	1255	1347	1355	1447	1455	1547	1555	1640	1617	1640	1717	1740	1817	1826	1904			
⇌ Bedford St Johns	1258		1358		1458		1558		1643		1743		1829					
Kempston Hardwick	1305		1405		1505		1605		1650		1750		1836					
Stewartby	1308		1408		1508		1608		1654		1754		1839					
Millbrook	1312		1412		1512		1612		1657		1757		1843					
Lidlington	1315		1415		1515		1615		1701		1801		1846					
Ridgmont	1320		1420		1520		1620		1705		1805		1851					
Aspley Guise	1323		1423		1523		1623		1709		1809		1854					
Woburn Sands	1326		1426		1526		1626		1712		1812		1857					
Bow Brickhill	1330		1430		1530		1630		1716		1816		1901					
Fenny Stratford	1333		1433		1533		1633		1719		1819		1904					
⇌ Bletchley	1338	1343	1346	1438	1443	1446	1538	1543	1546	1638	1643	1646	1722	1727	1727	1827	1841	1909
⇌ Milton Keynes Central	▼	1348	▼	▼	▼	▼	▼	▼	▼	▼	▼	▼	▼	▼	▼	▼	▼	▼
⇌ Leighton Buzzard	▼	1353	▼	1453	▼	1553	▼	1653	▼	1753	▼	1833	▼	1846	▼	▼	▼	▼
⇌ Watford Junction	▼	▼	▼	▼	▼	▼	▼	▼	▼	▼	▼	▼	▼	▼	▼	▼	▼	▼
London Euston		1427		1527		1627		1727		1818		1920						

	EM		EM		EM		EM		EM		EM		EM		EM
arrival platform at Bletchley number of carriages	⑤ ①		⑤ ②		⑤ ①		⑤ ②		⑤ ①		⑤ ②		⑤ ①		⑤ ①
⇌ Leicester															
Market Harbourough															
⇌ Kettering					2026		2118								
⇌ Wellingborough					2034		2127								
⇌ Bedford	1917	1929		2047	2100		2143	2200							
⇌ Bedford St Johns	1932				2103			2203							
Kempston Hardwick	1939				2110			2210							
Stewartby	1943				2113			2214							
Millbrook	1946				2117			2217							
Lidlington	1950				2120			2221							
Ridgmont	1954				2125			2225							
Aspley Guise	1958				2128			2229							
Woburn Sands	2001				2131			2232							
Bow Brickhill	2006				2135			2237							
Fenny Stratford	2009				2138			2240							
⇌ Bletchley	1918	1927	2012	2019	2030	2143	2152	2158	2243	2254	2318				
⇌ Milton Keynes Central	▼	1924	▼	2024	▼	2156	▼	2302	▼	▼	▼	▼	▼	▼	▼
⇌ Leighton Buzzard	▼	1933	▼	2036	▼	2204	▼	2324	▼	▼	▼	▼	▼	▼	▼
⇌ Watford Junction	▼	1958	▼	2101	▼	2232	▼	2358	▼	▼	▼	▼	▼	▼	▼
London Euston		2020		2120		2252		0021							

	EM		EM		EM		EM		EM		EM		EM						
arrival platform at Bletchley	⑤		⑤		⑤		⑤		⑤		⑤		⑤						
number of carriages	②		①		②		①		②		①		②						
Leicester	0445		0632		0732		0832												
Market Harborough	▼		0646		0746		0846												
Kettering	0505		0656		0756		0856		1026		1126		1226						
Wellingborough	0517		0703		0803		0903		1034		1134		1234						
Bedford	0544	0629	0717	0729	0817	0829	0917	0929	1047	1055	1147	1155	1247	1255					
Bedford St Johns		0632		0732		0832		0932		1058		1158		1258					
Kempston Hardwick		0639		0739		0839		0939		1105		1205		1305					
Stewartby		0643		0743		0843		0943		1108		1208		1308					
Millbrook		0646		0746		0846		0946		1112		1212		1312					
Lidlington		0650		0750		0850		0950		1115		1215		1315					
Ridgmont		0654		0754		0854		0954		1120		1220		1320					
Aspley Guise		0658		0758		0858		0958		1123		1223		1323					
Woburn Sands		0701		0801		0901		1001		1126		1226		1326					
Bow Brickhill		0706		0806		0906		1006		1130		1230		1330					
Fenny Stratford		0709		0809		0909		1009		1133		1233		1333					
Bletchley	0712	0719	0727	0812	0819	0827	0912	0924	0927	1012	1024	1027	1138	1143	1146	1238	1243	1246	1338
Milton Keynes Central		0724	▼		0824	▼		0929	▼		1029	▼		1148	▼		1248	▼	
Leighton Buzzard			0733		0833		0934			1034		1153					1253		
Watford Junction			0758		0858		0958			1058		▼					▼		
London Euston			0818		0919		1019			1119		▼		1227			▼		1327

	EM		EM		EM		EM		EM		EM		EM		
arrival platform at Bletchley	⑤		⑤		⑤		⑤		⑤		⑤		⑤		
number of carriages	①		②		①		②		①		②		①		
Leicester														1732	
Market Harborough														1746	
Kettering	1326		1426		1526		1626		1726					1756	
Wellingborough	1334		1434		1534		1634		1734					1803	
Bedford	1347	1355	1447	1455	1547	1555	1647	1700	1747	1755			1817	1839	
Bedford St Johns		1358		1458		1558		1703		1758				1842	
Kempston Hardwick		1405		1505		1605		1710		1805				1849	
Stewartby		1408		1508		1608		1713		1808				1852	
Millbrook		1412		1512		1612		1717		1812				1856	
Lidlington		1415		1515		1615		1720		1815				1859	
Ridgmont		1420		1520		1620		1725		1820				1904	
Aspley Guise		1423		1523		1623		1728		1823				1907	
Woburn Sands		1426		1526		1626		1731		1826				1910	
Bow Brickhill		1430		1530		1630		1735		1830				1914	
Fenny Stratford		1433		1533		1633		1738		1833				1917	
Bletchley	1343	1346	1438	1446	1538	1546	1643	1646	1743	1752	1838	1843	1852	1927	1943
Milton Keynes Central	1348	▼	1448	▼	1548	▼	1648	▼	1753	▼	1848	▼	1922	▼	1948
Leighton Buzzard		1353		1453		1553		1653		1759		1859		1934	
Watford Junction		▼	▼	▼	▼	▼	▼	▼	▼	1826		1927		1958	
London Euston		1427		1527		1627		1727		1845		1946		2019	

	EM		EM		EM				
arrival platform at Bletchley	⑤		⑤		⑤				
number of carriages	①		②		①				
Leicester									
Market Harborough									
Kettering	1856		2026		2126				
Wellingborough	1903		2034		2134				
Bedford	1917	1936	2047	2100	2147	2200			
Bedford St Johns		1939		2103		2203			
Kempston Hardwick		1946		2110		2210			
Stewartby		1949		2113		2214			
Millbrook		1953		2117		2217			
Lidlington		1956		2120		2221			
Ridgmont		2001		2125		2225			
Aspley Guise		2004		2128		2229			
Woburn Sands		2007		2131		2232			
Bow Brickhill		2011		2135		2237			
Fenny Stratford		2014		2138		2240			
Bletchley	2019	2029	2055	2143	2157	2226	2243	2254	2304
Milton Keynes Central		2034	▼		2205	▼		2302	▼
Leighton Buzzard						2232			2311
Watford Junction			2130			2306			2345
London Euston			2152			2327			0006

No Sunday Service on this route



Enjoy afternoon tea in the original Ladies Waiting Room, explore the Victorian Booking Office, browse in the Gift Shop and collect information on other attractions along the Marston Vale Line. There are a variety of circular & linear walks starting from the Heritage Centre.

Free entry!
Tea Room open daily 09:00 – 16:00 (last orders 15:30) except Mondays & Bank Holidays (booking recommended). Sundays open 11:00 – 15:00 (**bookings only**). Call 01525 287120.
Heritage Centre open Tuesday – Saturday 11:00 – 15:00 until 16th December, pre-booked group & school visits only January – March, and Tuesday – Saturday 10:00 – 16:00 from 31st March onwards. Call 01525 287121.
 Visit marstonvalecommunityrail.org.uk or call 01234 832645 for full details.