








Train times

15 May – 10 December 2016

Parking available 
 Staff in attendance 
 Bicycle store facility 
 Bike & Go 
 Supertram Interchange stations 
 Disabled assistance available 
 Saturday services to
 Cleethorpes 

Sheffield to
Gainsborough
to Lincoln/
Cleethorpes



This timetable shows the complete service between Sheffield and Lincoln.

How to read this timetable

Look down the left hand column for your departure station. Read across until you find a suitable departure time. Read down the column to find the arrival time at your destination. Through services are shown in **bold** type (this means you won't have to change trains). Connecting services are shown in light type. If you travel on a connecting service, change at the next station shown in bold or if you arrive on a connecting service, change at the last station shown in bold, unless a footnote advises otherwise.



Buy before you ride

We operate a buy before you board policy. This means if you board a train at a station with an open ticket office or automatic ticket machine, you must buy your tickets before boarding your train.

Ticket inspections are carried out regularly and if you board the train without a valid ticket, you risk prosecution. Our conductors can only sell you the full Anytime Single/Return ticket, without discounts, either to your final destination or as a minimum to the next station stop where you must leave the train.

If you board at a station where ticket buying facilities are not available, you can buy a full range of tickets from the conductor on your train or at the end of your journey. It's your responsibility to make sure you have a valid ticket and there are more ways than ever to buy yours:

#getaticket



online



ticket office



ticket machine



mobile

Our types of ticket

Anytime: these tickets are valid on any service on the dates shown on the ticket.

Off-Peak: these tickets are only valid on off-peak services on the dates shown. Generally off-peak services depart after **0930**. Some Off-Peak tickets also have restrictions on travel between **1601** and **1829**, Monday to Friday.

Visit northernrailway.co.uk/off-peak for further affected routes and more information.

Advance: Advance tickets can be bought up to 1800 the day before travel and can only be used on the train specified at the time of booking.

For more information visit northernrailway.co.uk/tickets

Ticket checks

Please keep your tickets and railcards with you as you may be asked to show your ticket more than once, or asked to show it before you leave the station.



Planning your journey

National Rail Enquiries

For full details of all train times, fares and rail travel information anywhere on the national rail network, call **03457 48 49 50**, or visit nationalrail.co.uk

TrainTracker™

For up to date travel information and live departures direct to your mobile, text your station **name** or **location code** to **8 49 50**.



Improving our railway

Engineering work to help improve our services sometimes affects trains, particularly at weekends and bank holidays.

Visit: northernrailway.co.uk/improvements or call National Rail Enquiries: **03457 48 49 50** to check before you travel. You can also follow planned engineering updates to this timetable on Twitter: **@NRtimetable32**



Customers with disabilities

We aim to make our services available to all, including people with disabilities or restricted mobility. We have set out this commitment in our Disabled People's Protection Policy (DPPP). You can view this on our website or request a copy from our Customer Experience Centre.

To book assistance call: 0800 138 5560

Textphone: **0800 138 5561**

Email: assistance@northernrailway.co.uk



Mobility scooters

Mobility scooters that can be folded and carried on board (similar to a piece of luggage) can travel on our trains. Unfortunately we are unable to accept any other type of mobility scooter for safety reasons.



Bike & Go

Bike & Go is a nationwide bike hire scheme giving you the opportunity to continue your journey by bike from participating stations. The stations involved in the scheme are shown on the front of this timetable. For further information please visit: bikeandgo.co.uk



Bicycles

Most of our trains can take up to two bikes, subject to space being available. Folded bikes can be taken on trains as luggage without restrictions. For further details please contact our Customer Experience Centre or see our Passenger's Charter.



Prams

If you are travelling with a pushchair or pram, we prefer these to be folded and safely stored in luggage areas. However, they can be stored in our wheelchair areas when these are not needed by a wheelchair user.

Our commitment to you

Our Passenger's Charter sets out our commitments to you and can be picked up from any staffed station. It is also available online at northernrailway.co.uk/passengerscharter



Clean air zones

We operate clean air zones at all of our stations and on board our trains. Smoking, including electronic cigarettes, is not allowed.

Sheffield - Gainsborough - Lincoln

Mondays to Fridays

									EM		
									D	K	K
Meadowhall	d	-	-	-	-	0733	-	-	-	1033	1133
Sheffield	a	-	-	-	-	0740	-	-	-	1041	1141
	d	0539	0546	0644	0730	0744	0844	0944	-	1044	1144
Darnall	-	0551	0649	0735	-	0849	0949	-	-	1049	1150
Woodhouse	-	0557	0655	0741	-	0855	0955	-	-	1055	1155
Kiveton Bridge	-	0604	0702	0748	-	0902	1001	-	-	1102	1202
Kiveton Park	-	0555	0607	0705	0751	0801	0905	1005	-	1105	1205
Shireoaks	-	0612	0710	0756	-	0910	1009	-	-	1110	1210
Worksop	a	0602	0616	0714	0800	0810	0914	1013	-	1114	1214
Retford Low Level	a	0613	0637	0725	0811	-	0925	1023	-	1125	1225
Gainsboro' Lea Rd	a	0628	-	0740	0825	-	0941	1038	1053	1140	1240
Saxilby	a	0640	-	0752	0838	-	0954	1051	1104	1152	1252
Lincoln	a	0656	-	0807	0853	-	1007	1105	1116	1205	1307

Mondays to Fridays

		EM			EM						
		D	K	K	D	K	K	K	K		
Meadowhall	d	-	1233	1333	-	1433	1533	1633	-	1733	-
Sheffield	a	-	1241	1341	-	1441	1541	1641	-	1741	-
	d	-	1244	1344	-	1444	1544	1644	1723	1744	1845
Darnall	-	-	1250	1349	-	1449	1549	1649	1729	1749	1850
Woodhouse	-	-	1255	1355	-	1455	1555	1655	1735	1755	1856
Kiveton Bridge	-	-	1302	1402	-	1502	1602	1702	1741	1802	1903
Kiveton Park	-	-	1305	1405	-	1505	1605	1705	1745	1805	1906
Shireoaks	-	-	1310	1410	-	1510	1610	1710	1749	1810	1911
Worksop	a	-	1314	1414	-	1514	1614	1714	1754	1814	1915
Retford Low Level	a	-	1325	1425	-	1525	1625	1725	1808	1825	1926
Gainsboro' Lea Rd	a	1329	1340	1440	1452	1540	1640	1740	-	1840	1941
Saxilby	a	1343	1352	1452	1504	1552	1652	1752	-	1852	1953
Lincoln	a	1354	1404	1507	1515	1605	1707	1805	-	1906	2007

Mondays to Fridays

		EM		EM							
		D		D	D	C					
Meadowhall	d	-	-	-	2033	2131	-	-	-	-	-
Sheffield	a	-	-	-	2040	2140	-	-	-	-	-
	d	-	1949	-	2045	2142	2244	-	-	-	-
Darnall	-	-	1954	-	2050	2148	2249	-	-	-	-
Woodhouse	-	-	2000	-	2056	2153	2255	-	-	-	-
Kiveton Bridge	-	-	2006	-	2103	2200	2302	-	-	-	-
Kiveton Park	-	-	2010	-	2106	2203	2305	-	-	-	-
Shireoaks	-	-	2014	-	2111	2208	2310	-	-	-	-
Worksop	a	-	2018	-	2121	2212	2322	-	-	-	-
Retford Low Level	a	-	2028	-	-	2228	b	-	-	-	-
Gainsboro' Lea Rd	a	2001	2043	2059	d	-	-	-	-	-	-
Saxilby	a	2013	2056	2111	-	-	-	-	-	-	-
Lincoln	a	2023	2110	2125	-	-	-	-	-	-	-

Notes

b Retford High Level.

C From Huddersfield.

D From Doncaster.

K From Scunthorpe.

EM Service operated by East Midlands Trains. Seat reservations are available.

Sheffield - Gainsborough - Lincoln / Cleethorpes

Saturdays

										EM			
										K	D	K	K
Meadowhall	d	-	-	-	-	-	-	-	0933	-	-	1033	1133
Sheffield	a	-	-	-	-	-	-	-	0941	-	-	1041	1141
	d	0539	0546	0644	0730	0803	0844	0944	-	-	-	1044	1144
Darnall	-	0551	0649	0735	0808	0849	0949	-	-	-	-	1049	1149
Woodhouse	-	0557	0655	0741	0814	0855	0955	-	-	-	-	1055	1155
Kiveton Bridge	-	0604	0702	0748	0821	0902	1002	-	-	-	-	1102	1202
Kiveton Park	-	0555	0607	0705	0751	0824	0905	1005	-	-	-	1105	1205
Shireoaks	-	0612	0710	0756	0829	0910	1010	-	-	-	-	1110	1210
Worksop	a	0602	0616	0714	0800	0833	0914	1014	-	-	-	1114	1214
Retford Low Level	a	0613	0637	0725	0811	0844	0925	1025	-	-	-	1125	1225
Gainsboro' Lea Rd	a	0628	-	0740	0825	-	0940	1040	1048	d	-	1140	1240
Saxilby	a	0640	-	0752	0838	-	0952	1052	1059	-	-	1152	1252
Lincoln	a	0656	-	0807	0853	-	1007	1105	1110	-	-	1207	1307
Gainsboro' Central	a	-	-	-	-	0900	-	-	-	-	-	-	-
Kirton Lindsey	a	-	-	-	-	0913	-	-	-	-	-	-	-
Brigg	a	-	-	-	-	0922	-	-	-	-	-	-	-
Barnetby	a	-	-	-	-	0934	c	-	-	-	-	-	-
Habrough	a	-	-	-	-	0944	-	-	-	-	-	-	-
Grimsby Town	a	-	-	-	-	0958	-	-	-	-	-	-	-
Cleethorpes	a	-	-	-	-	1009	-	-	-	-	-	-	-

Saturdays

			EM			EM		EM						
			D	K	K	D	K	K	D	K				
Meadowhall	d	-	-	1233	1333	-	1433	1533	-	-	1633			
Sheffield	a	-	-	1241	1341	-	1440	1541	-	-	1641			
	d	-	1203	1244	1344	-	1444	1544	-	-	1601	1644		
Darnall	-	1209	1249	1349	-	1449	1549	-	-	-	1609	1649		
Woodhouse	-	1214	1255	1355	-	1455	1555	-	-	-	1614	1655		
Kiveton Bridge	-	1222	1302	1402	-	1502	1602	-	-	-	1622	1702		
Kiveton Park	-	1225	1305	1405	-	1505	1605	-	-	-	1625	1705		
Shireoaks	-	1230	1310	1410	-	1510	1610	-	-	-	1630	1710		
Worksop	a	-	1235	1314	1414	-	1514	1614	-	-	1636	1714		
Retford Low Level	a	-	1245	1325	1425	-	1525	1625	-	-	1646	1725		
Gainsboro' Lea Rd	a	1329	d	-	1340	1440	1531	d	1540	1640	1652	d	-	1740
Saxilby	a	1340	-	1352	1452	1542	1552	1652	1703	-	-	-	1752	
Lincoln	a	1354	-	1405	1507	1557	1605	1707	1719	-	-	-	1805	
Gainsboro' Central	a	-	1301	-	-	-	-	-	-	-	-	-	1701	-
Kirton Lindsey	a	-	1314	-	-	-	-	-	-	-	-	-	1715	-
Brigg	a	-	1327	-	-	-	-	-	-	-	-	-	1724	-
Barnetby	a	-	1339	-	-	-	-	-	-	-	-	-	1732	-
Habrough	a	-	1348	-	-	-	-	-	-	-	-	-	1741	-
Grimsby Town	a	-	1402	-	-	-	-	-	-	-	-	-	1755	-
Cleethorpes	a	-	1413	-	-	-	-	-	-	-	-	-	1806	-

Notes

b Retford High Level.

c Connections available to Market Rasen, Lincoln Central, Scunthorpe and Doncaster

D From Doncaster.

K From Scunthorpe.

EM Service operated by East Midlands Trains. Seat reservations are available.

Sheffield - Gainsborough - Lincoln / Cleethorpes

Saturdays

			K	K		EM					
						D	K	C			
Meadowhall	d	-	1733	1834	-	-	2033	2131	-	-	-
Sheffield	a	-	1741	1840	-	-	2041	2140	-	-	-
	d	1724	1744	1844	1949	-	2045	2144	2244	-	-
Darnall		1730	1749	1849	1954	-	2050	2149	2249	-	-
Woodhouse		1734	1755	1855	2000	-	2056	2155	2255	-	-
Kiveton Bridge		1742	1802	1902	2007	-	2103	2201	2302	-	-
Kiveton Park		1744	1805	1905	2010	-	2106	2205	2305	-	-
Shireoaks		1750	1810	1910	2015	-	2111	2209	2310	-	-
Worksop	a	1753	1814	1914	2019	-	2119	2214	2322	-	-
Retford Low Level	a	1808	1825	1925	2030	-	-	2228b	-	-	-
Gainsboro' Lea Rd	a	-	1840	1940	2045	2056d	-	-	-	-	-
Saxilby	a	-	1852	1952	2057	2108	-	-	-	-	-
Lincoln	a	-	1904	2004	2114	2124	-	-	-	-	-
Gainsboro' Central	a	-	-	-	-	-	-	-	-	-	-
Kirton Lindsey	a	-	-	-	-	-	-	-	-	-	-
Brigg	a	-	-	-	-	-	-	-	-	-	-
Barnetby	a	-	-	-	-	-	-	-	-	-	-
Habrough	a	-	-	-	-	-	-	-	-	-	-
Grimsby Town	a	-	-	-	-	-	-	-	-	-	-
Cleethorpes	a	-	-	-	-	-	-	-	-	-	-

Sundays

Meadowhall	d	-	-	-	-	-	-	-	-	-	-
Sheffield	a	-	-	-	-	-	-	-	-	-	-
	d	1342	1355	1543	1743	1932	2106	-	-	-	-
Darnall		-	1401	1548	1748	1937	2111	-	-	-	-
Woodhouse		-	1406	1554	1754	1943	2117	-	-	-	-
Kiveton Bridge		-	1413	1600	1800	1949	2123	-	-	-	-
Kiveton Park		-	1416	1604	1804	1953	2127	-	-	-	-
Shireoaks		-	1421	1608	1808	1957	2131	-	-	-	-
Worksop	a	1402	1425	1613	1813	2002	2136	-	-	-	-
Retford Low Level	a	1413	1437	1623	1823	2012	2148	-	-	-	-
Gainsboro' Lea Rd	a	1428	-	1638	1838	2027	-	-	-	-	-
Saxilby	a	1440	-	1651	1851	2040	-	-	-	-	-
Lincoln	a	1454	-	1703	1903	2052	-	-	-	-	-

Notes

b Retford High Level.

C From Huddersfield.

D From Doncaster.

K From Scunthorpe.

EM Service operated by East Midlands Trains. Seat reservations are available.

Lincoln - Gainsborough - Sheffield

Mondays to Fridays

		G	G	L	F	F	EM				EM
							E	F	F	F	E
Lincoln	d	-	-	0700	-	0825	0915	0925	1025	1125	1154
Saxilby		-	-	0709	-	0834	0923	0934	1034	1135	1202
Gainsboro' Lea Rd		-	-	0721	-	0846	0935a	0946	1046	1148	1215a
Retford Low Level		-	0701b	0740	-	0901	-	1001	1103	1204	-
Worksop		0630	0713	0751	0813	0913	-	1013	1115	1215	-
Shireoaks		0634	0717	0755	0817	0917	-	1017	1119	1218	-
Kiveton Park		0640	0723	0801	0823	0923	-	1023	1125	1224	-
Kiveton Bridge		0643	0726	0804	0826	0926	-	1026	1128	1227	-
Woodhouse		0649	0732	0810	0832	0932	-	1032	1134	1233	-
Darnall		0655	0738	0815	0838	0938	-	1038	1140	1238	-
Sheffield	a	0703	0748	0824	0847	0947	-	1047	1147	1249	-
	d	0706	0751	0830	0853	0953	-	1053	1153	1253	-
Meadowhall	a	0711	0757	0835	0859	0959	-	1059	1159	1259	-

Mondays to Fridays

		EM							EM		
		E		F	F	H		E	E		
Lincoln	d	1227	1315	1326	1425	1525	1625	1722	-	1825	1831
Saxilby		1236	1323	1335	1434	1534	1634	1731	-	1834	1839
Gainsboro' Lea Rd		1248	1335a	1347	1446	1547	1646	1743	-	1846	1855a
Retford Low Level		1303	-	1402	1503	1602	1701	1758	1814	1903	-
Worksop		1315	-	1414	1514	1615	1713	1810	1825	1915	-
Shireoaks		1319	-	1418	1518	1619	1717	-	1829	1919	-
Kiveton Park		1325	-	1424	1524	1625	1723	-	1834	1925	-
Kiveton Bridge		1328	-	1427	1527	1628	1726	-	1837	1928	-
Woodhouse		1334	-	1436	1534	1635	1732	-	1844	1934	-
Darnall		1340	-	1441	1539	1640	1738	-	1849	1940	-
Sheffield	a	1348	-	1447	1550	1649	1748	1833	1858	1953	-
	d	-	-	-	1553	1653	1753	-	1900	-	-
Meadowhall	a	-	-	-	1559	1659	1759	-	1906	-	-

Mondays to Fridays

		EM									
		E									
Lincoln	d	1932	1943	2027	-	2127	-	-	-	-	-
Saxilby		1941	1952	2036	-	2137	-	-	-	-	-
Gainsboro' Lea Rd		1953a	2006	2048	-	2150	-	-	-	-	-
Retford Low Level		-	2019	2103	-	2205	2245b	-	-	-	-
Worksop		-	2031	2115	2130	2216	2258	2328	-	-	-
Shireoaks		-	2035	-	2134	2220	2302	2332	-	-	-
Kiveton Park		-	2041	2122	2140	2225	2308	2338	-	-	-
Kiveton Bridge		-	2044	-	2143	2228	2311	2341	-	-	-
Woodhouse		-	2051	-	2152	2235	2317	2351	-	-	-
Darnall		-	2056	-	2158	2240	2323	2357	-	-	-
Sheffield	a	-	2105	2145	2205	2251	2333	0005	-	-	-
	d	-	-	-	-	-	-	-	-	-	-
Meadowhall	a	-	-	-	-	-	-	-	-	-	-

Notes

b Retford High Level.

E To Doncaster.

F To Adwick.

G To Leeds.

H To Hull.

L To Scunthorpe.

EM Service operated by East Midlands Trains. Seat reservations are available.

Cleethorpes / Lincoln - Gainsborough - Sheffield

Saturdays

				EM						EM	
		G		F	E	F	F	F		E	
Cleethorpes	d	-	-	-	-	-	-	-	1114	-	
Grimsby Town		-	-	-	-	-	-	-	1121	-	
Habrough		-	-	-	-	-	-	-	1132	-	
Barnetby		-	-	-	-	-	-	-	1141	-	
Brigg		-	-	-	-	-	-	-	1147	-	
Kirton Lindsey		-	-	-	-	-	-	-	1156	-	
Gainsboro' Central		-	-	-	-	-	-	-	1211	-	
Lincoln		-	-	0700	0825	0915	0925	1025	1125	-	1154
Saxilby		-	-	0709	0834	0923	0934	1034	1134	-	1202
Gainsboro' Lea Rd		-	-	0721	0846	0935a	0946	1046	1146	-	1215a
Retford Low Level		-	0701b	0740	0901	-	1001	1101	1201	1231	-
Worksop		0630	0713	0751	0913	-	1013	1113	1213	1242	-
Shireoaks		0634	0720	0755	0917	-	1017	1117	1217	1246	-
Kiveton Park		0640	0725	0801	0923	-	1023	1123	1223	1252	-
Kiveton Bridge		0643	0729	0804	0926	-	1026	1126	1226	1255	-
Woodhouse		0649	0735	0810	0932	-	1032	1132	1232	1302	-
Darnall		0655	0741	0816	0938	-	1038	1138	1238	1307	-
Sheffield	a	0703	0749	0824	0948	-	1048	1148	1248	1317	-
	d	-	0751	-	0953	-	1053	1153	1253	-	-
Meadowhall	a	-	0757	-	0959	-	1059	1159	1259	-	-

Saturdays

				EM		EM					
		F		E	F	E	F		H	E	
Cleethorpes	d	-	-	-	-	-	-	1520	-	-	
Grimsby Town		-	-	-	-	-	-	1527	-	-	
Habrough		-	-	-	-	-	-	1537	-	-	
Barnetby		-	-	-	-	-	-	1548	-	-	
Brigg		-	-	-	-	-	-	1553	-	-	
Kirton Lindsey		-	-	-	-	-	-	1602	-	-	
Gainsboro' Central		-	-	-	-	-	-	1619	-	-	
Lincoln		1227	1326	1410	1425	1510	1523	-	1625	1722	
Saxilby		1236	1335	1418	1434	1518	1533	-	1634	1731	
Gainsboro' Lea Rd		1249	1347	1430a	1446	1530a	1546	-	1646	1743	
Retford Low Level		1304	1402	-	1501	-	1601	1636	1701	1758	1814
Worksop		1315	1414	-	1513	-	1613	1647	1713	1810	1825
Shireoaks		1319	1418	-	1517	-	1617	1651	1717	-	1829
Kiveton Park		1325	1424	-	1523	-	1623	1657	1723	-	1834
Kiveton Bridge		1328	1427	-	1526	-	1626	1700	1726	-	1837
Woodhouse		1334	1433	-	1532	-	1633	1707	1733	-	1844
Darnall		1340	1439	-	1538	-	1638	1712	1738	-	1849
Sheffield	a	1348	1448	-	1548	-	1648	1723	1748	1833	1858
	d	1353	-	-	1553	-	1653	-	1753	-	1900
Meadowhall	a	1359	-	-	1559	-	1659	-	1759	-	1906

Notes

b Retford High Level.

E To Doncaster.

F To Adwick.

G To Leeds.

H To Hull.

EM Service operated by East Midlands Trains. Seat reservations are available.

Cleethorpes / Lincoln - Gainsborough - Sheffield

Saturdays

			EM						
			E						
Cleethorpes	d	-	1832	-	-	-	-	-	-
Grimsby Town		-	1843	-	-	-	-	-	-
Habrough		-	1853	-	-	-	-	-	-
Barnetby		-	1902	-	-	-	-	-	-
Brigg		-	1908	-	-	-	-	-	-
Kirton Lindsey		-	1917	-	-	-	-	-	-
Gainsboro' Central		-	1932	-	-	-	-	-	-
Lincoln		1825	-	1932	1943	2027	-	2127	-
Saxilby		1834	-	1940	1952	2036	-	2136	-
Gainsboro' Lea Rd		1846	-	1952a	2004	2048	-	2148	-
Retford Low Level		1901	1954	-	2017	2103	-	2203 2245b	-
Worksop		1913	2005	-	2031	2115	2126	2215 2258 2328	-
Shireoaks		1917	2009	-	2035	-	2130	2219 2302 2332	-
Kiveton Park		1923	2015	-	2041	2122	2136	2225 2308 2338	-
Kiveton Bridge		1926	2018	-	2044	-	2139	2228 2311 2341	-
Woodhouse		1932	2025	-	2049	-	2145	2234 2317 2347	-
Darnall		1938	2030	-	2055	-	2151	2240 2323 2353	-
Sheffield	a	1946	2039	-	2105	2146	2159	2246 2332 0003	-
	d	-	-	-	-	-	-	-	-
Meadowhall	a	-	-	-	-	-	-	-	-

Sundays

			J	G					
Lincoln	d	-	1515	1715	1915	2108	-	-	-
Saxilby		-	1524	1724	1924	2117	-	-	-
Gainsboro' Lea Rd		-	1536	1736	1936	2129	-	-	-
Retford Low Level		1450	1551	1751	1951	2144	2224	-	-
Worksop		1501	1603	1803	2003	2156	2235	-	-
Shireoaks		1505	1607	1807	2007	2200	2239	-	-
Kiveton Park		1511	1613	1813	2013	2206	2245	-	-
Kiveton Bridge		1514	1616	1816	2016	2209	2248	-	-
Woodhouse		1521	1622	1822	2022	2215	2255	-	-
Darnall		1526	1628	1828	2028	2221	2300	-	-
Sheffield	a	1535	1635	1835	2035	2228	2308	-	-
	d	1539	1639	-	-	-	-	-	-
Meadowhall	a	1544	1644	-	-	-	-	-	-

Notes

b Retford High Level.

E To Doncaster.

G To Leeds.

J To Huddersfield.

EM Service operated by East Midlands Trains. Seat reservations are available.

We're here to help

If you have any problems during your journey, please speak to your conductor or a member of station staff. We are here to provide help, information and assistance if you require it.



Getting in touch with us

We welcome your feedback on our services. You can get in touch through our

Customer Experience Centre

Call: **0800 200 6060**

Visit: **[northernrailway.co.uk/comments](https://www.northernrailway.co.uk/comments)**

Email: **enquiries@northernrailway.co.uk**

Address: Customer Experience Centre
Freepost Northern Railway



Facebook **[/northernrailorg](https://www.facebook.com/northernrailorg)**



Twitter **[@northernrailorg](https://twitter.com/northernrailorg)**

Minimum connection times

All stations have a minimum connection time of 5 minutes unless stated. Retford 10 and Sheffield 7 minutes.

Rail User Groups

Friends of the Brigg and Lincoln Line:

Visit: **[e-voice.org.uk/friendsofbrigg-lincolnlines](https://www.e-voice.org.uk/friendsofbrigg-lincolnlines)**

Gainsborough Rail and Bus Group (GRaB):

Visit: **[grab.eavb.co.uk](https://www.grab.eavb.co.uk)**



Customer helpline

For comments and enquiries
call **0800 200 6060**

email enquiries@northernrailway.co.uk

visit northernrailway.co.uk/comments



facebook [/northernrailorg](https://www.facebook.com/northernrailorg)



twitter [@northernrailorg](https://twitter.com/northernrailorg)



Access, disabled information or cycle assistance

call **0800 138 5560**

email assistance@northernrailway.co.uk



textphone **0800 138 5561**



Lost property

call **0800 200 6060**

email lostproperty@northernrailway.co.uk



Fares and service information

National Rail Enquiries

call **03457 48 49 50**

textphone **0345 60 50 600**

visit nationalrail.co.uk



CRIMESTOPPERS

0800 555 111

Call anonymously with information about crime

Northern working in partnership
with the charity Crimestoppers



British Transport Police

call **0800 40 50 40**

text **61016**

Correspondence

Customer Experience Centre

Freepost NORTHERN RAILWAY



scan to download our mobile app

Arriva Rail North Ltd
Admiral Way
Doxford International Business Park
SR3 3XP
Registered No. 04337712

There are more ways than ever to buy your ticket:



online



ticket office



ticket machine



mobile